泰精超硬刀具有限公司

TAI JENG Machinery Tool Co.,Ltd

○ 加工用途 CUTTING MODES

- 連續面銑 General face milling
- 斷續面銑 Intermit machining
- 伸長加工 Overhang
- 薄板面銑 Thin wall
- 曲面加工 Profiling
- 台階側銑 Repeated shoulder milling
- 深壁側銑 Deep shoulder machining
- 輪廓側銑 Edging / contouring
- 一般側銑 General shoulder milling
- 溝槽加工 Slotting
- 斜坡式下刀 Ramping
- 螺旋式下刀 Helical
- 鑽孔 Drilling
- 啄鑽 Peck drilling
- 倒角 Chamfering
- 背面倒角 Back chamfering
- 內孔倒角 Hole chamfering

○ 工件材料 Workpiece Material

P	Carbon Steel (SS、S50C) Tool Steel (SKD、SKT) Alloy Steel (SCM、SNCM)
M	Stainless steel (SUS304)
K	Cast iron (FC200、FCD)
N	Non Ferrous (Aluminium、Wood、Plastic)
S	Heat-resistant (Titanium Alloy 、 Nickel Alloy)
H	Pre-Hardened、Hardened Steel (SKD、HPM1、SKH、NAK55)

A - 後拉模組化銑刀 / 搪孔系統 PAT. connecting

A01 TJUM

A01 TSJM

A02 T2039M

A02 T2039LM

A03 TCFM

A03 TCFLM

A04 T2139M

A04 TBPM

A05 T2038M

A05 TAPM

A06 TEXM

A06 TRSM

A07 EMRM

A07 EMRWM

A08 TMC

A09 TBR

A10 TRBH-C

A11 TBRH-S

A12 / A13 / A14 / A15 CMFA-BT40 / 50

A16 TBR-C

B - 側固式搪孔系統 Side - lock boring system

B01-02 BWN

NEW

B03 TBRA

B04 TRBHA-CC

B05 TRBHA-SC

B06 CMFA-BT40

B07 CMFA-BT50

B08 TBRA-C

泰精超硬刀具有限公司 TEL:886-2-29967563
TAI JENG MACHINERY TOOL CO., LTD

C - 鎖牙式銑刀柄/桿 Screw-lock arbor/shank/Tungsten carbide

C01 HB-BT40

C01 KD

C02 SCS

D - 直角端銑刀 Shoulder mills

D01 SEC-06A

D01 SEC-06A

D02 SEC-09A

D02 SEC-09A

D03 SAF07R

D03 SAF07R

D04 SAF10R

D04 SAF10R

D05 SAN11X

D05 SAN11X

D05 SAN11X

D06 SAN17X

D06 SAN17X

D07 SUM12A

D07 SUM12A

D08 SUM17A

D08 SUM17A

D09 CER11X

D09 CER15X

D10 BIC

D10 BIC

D11 KYO11B

D11 KYO11B

D12 KYO17B

D12 KYO17B

D13 MIT12A

D13 MIT12A

D13 MIT12A

泰精超硬刀具有限公司 TEL:886-2-29967563
TAI JENG MACHINERY TOOL CO., LTD

E - 螺旋粗銑刀 Helical milling cutters

F - 高進給快削刀 High-feed milling cutters

F03 TUN03X

F05 KYO03X

F05 KYO03X

F06 KYO03X

G - 球型銑刀 Ball end mills

G01 TBP

G02 TCF

G03 TCFL

G04 T2139

G05 T2139S

G06 T2039

H - R角端銑刀 Radius mills

H01 05TRD

H01 05TRDM

H02 06TRP

H02 06TRPM

H03 07TRD

H03 07TRDM

H04 08TRP

H04 08TRPM

H05 10TRD

H05 10TRDM

H06 TCRD10

H06 TCRD10

H07 HRD10

H08 TRP12

H08 TRP12

H09 TSR

H10 TRS

H10 TRS

H11 EMR

H11 EMR

泰精超硬刀具有限公司 TEL:886-2-29967563
TAI JENG MACHINERY TOOL CO., LTD

H12 EMRW

H12 EMRW

H13 TJR

H13 TJR

I - 鑽銑刀 Multi - functional mills

I01 MIT..Q

I01 MIT..Q

I02 TAQ

I02 TAQS

I03 TJU

I04 TJUS

I05 TSJ

I05 TSJS

J - 快速鑽 & 大口徑鑽 Indexable drill & Moveably drill

J01 J02 THD

J03 JD

J04 SUM..W-3D

J05 SUM..W-4D

K - 搪刀柄 Boring cutter /bar

K01 TDL

K02 TDL

K03 SBS

K04 CBS

L - 沉頭加工 Sinking

L01 TCD

L02 TSP

L03 TBCS

M - 倒角加工 Chamfering

M01 TSCD

M01 EMCD13

M01 EMCD36

M02 TSK20

M02 TCR-2 / 7

M02 TCR-EN22

M03 TCR-17 /11 /10

M04 TPR

M04 TDCR



N - 平面切削 Face milling

N01 TSD12

N01 R290

N02 TSX400

N03 WAL12S

NEW

N03 WAL12S...L

NEW

N04 PRA09H

NEW

N04 PRA09H...L

NEW

N05 TSX445

N05 TSX445

N06 SEX

N07 EMCF

N07 EMCF

N08 SE445

N08 SE445-S

N09 SE545

N10 445-20°

N10 445-20°-L

N11 545-20°

N11 545-20°-L

N12 435

泰精超硬刀具有限公司 TEL:886-2-29967563
TAI JENG MACHINERY TOOL CO., LTD

N12 525

N13 FP

N14 TPR

N14 TPR-N1

N15 TPR-N2



N15 TPR-N3

N16 TER22

N16 TER22

O - 切斷刀 Parting

O01 CUT

O01 CUT

P - 側銑刀 Disc milling

P01 SEC12SN

NEW

P02 SEC12SN-A

NEW

P03 SEC12SN-M

NEW

T - 焊刃刀具 Welded cutters

焊刃T 型刀　T-slot

T01 TWTS

T02 T03 TWTM

T04 TWTL

T05 T06 T07 TWTB

焊刃銑刀　End mill

T08 T09 TWE

T09 T10 TWEH

T11 TWEL

T12 T13 TWEB1

T14 T15 TWEHB1

T15 TWEB1D

T16 TWER5

T17 TWER6

T18 TWER6

T18 TWERL6

焊刃鉸刀 (莫式斜柄 / 直柄)　Reamer (Morse taper / Straight)

T19 T20 T21 TWR

T21 TWR

T22 TWRI

T23 TWRL

T24 T25 TWRS

T26 TWRSI

T26 TWRM

T27 TWRA

T27 TWRAX

T28 TWRMA

T28 TWRMAX

泰精超硬刀具有限公司 TEL:886-2-29967563
TAI JENG MACHINERY TOOL CO., LTD

焊刃倒角刀　Chamfering cutter

T29 TWA1

T29 TWA3

T30 TWA45

T31 TWAB45

T31 TWAB60

T32 TWA

T32 TWAD1

焊刃鳩尾刀　Dove-tail

T33 TWD60

T33 TWD60

T34 TWDB60

T34 TWDB60

T35 TWDB45

焊刃外角R銑刀　Corner rounding

T35 TWCR

焊刃 千鳥刃/平刃 側銑刀　Staggered / Parallel side cutter

T36 T37 TWS

T38 T39 TWSB

T40 TWSS

焊刃平面銑刀 Face milling

T40 TWF

焊刃筒狀銑刀 Shell end milling

T41 TWESA

T41 TWER1

焊刃沉頭銑刀 Sinking

T42 TWC

T42 TWC

焊刃粗搪銑刀 Rough boring

T43 TWST

焊刃斜柄鑽頭 Morse taper shank drill

T43 TWDR

泰精超硬刀具有限公司 TEL:886-2-29967563
TAI JENG MACHINERY TOOL CO., LTD

U- 鎢鋼銑刀 Carbide cutters

極細鎢鋼不等分割 End mill with unequal teeth spacing and variable leads

UMG Carbide

U01 SC4

U01 SG4

極細鎢鋼銑刀 End mills - 2/4 flutes

UMG Carbide

U02 TJF-2T

U03 TJF-4T

極細鎢鋼圓鼻銑刀 Corner radius end mills

UMG Carbide

U04 TJFR1

極細鎢鋼球刀 Ball nose end mills

UMG Carbide

U05 TJF-R

極細鎢鋼深溝銑刀 Square for rib end mills

UMG Carbide

U06 TJF11

極細鎢鋼深溝球刀 Ball nose for rib ed mills

UMG Carbide

U07 TJF12

極細鎢鋼鋁用銑刀 Square for aluminum end mills

UMG Carbide

U08 TJFA

極細鎢鋼粗銑刀 Rounghing end mills

UMG Carbide

U08 TJFER

極細鎢鋼斜度刀 Taper end mills

UMG Carbide

U09 U10 TJFT

極細鎢鋼長刃斜度刀 Taper end mills -long flutes

UMG Carbide

U11 TJFT-L

鎢鋼外R銑刀 Corner rounding end mills

MG Carbide

U12 TWCR

鎢鋼銑刀 End mills - 2F Square & Long flute

MG Carbide

U13 EM2

U13 EML2

泰精超硬刀具有限公司 TEL:886-2-29967563
TAI JENG MACHINERY TOOL CO., LTD

鎢鋼銑刀 End mills - 4F Square & Long flute

MG Carbide

U14 EM4

U14 EML4

鎢鋼球刀 Ball nose & long shank - 2F

MG Carbide

U15 MB2

U15 MB2L

鎢鋼圓鼻刀 Micro grain carbide Corner Radius end mills - 4 Flutes

MG Carbide

U16 MR4

R溝鎢鋼強力鋁用銑刀 Power Cutting 3 Flutes For Aluminum

MG Carbide

U17 AS3

鎢鋼鋁用銑刀 Square for aluminum end mills

MG Carbide

U17 AE3

超精加工鏡面鋁用刀 Ultra finishing aluminum end mills

MG Carbide

U18 AL3D

U18 AL5D

鎢鋼NC定點鑽頭 NC Spotting Drills

MG Carbide

U19 WP-60°

U19 WP-90°

U19 WP-120°

U19 WPL-90°

MG Carbide

U20 WP-A-60°

U20 WP-A-90°

U20 WP-A-120°

U20 WPL-A-90°

泰精超硬刀具有限公司 TEL:886-2-29967563
TAI JENG MACHINERY TOOL CO., LTD

CM Milling

SUS Drilling / Milling

Hss / HSE Cutting Tools

HSE Taps / Center Drills

Tool Holders

Measuring Instruments / Vise / Turning Tools / Fitting

銑削刀片記號
Designation of milling inserts

記號	① 形狀記號 Insert Shape	
O	正八角形	
S	正方形	
T	正三角形	
C	菱形頂角 80°	
M	菱形頂角 86°	
A	平行四邊形頂角 85°	
R	圓形	
X	特殊形狀	—
W	等邊不等角六角形	

記號	② 后刀角 Normal clearance	
C	7°	
D	15°	
E	20°	
F	25°	
G	30°	
N	0°	
P	11°	
O	其它	
X	其它	

① ② ③ ④

A P E T

③ 精度記號 Tolerance Class

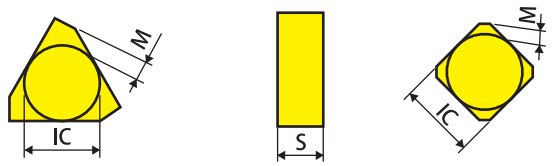

記號	刀尖高度 予許差(mm)	內接圓 予許差(mm)	厚度 予許差(mm)
A	±0.005	±0.025	±0.025
C	±0.013	±0.025	±0.025
E	±0.025	±0.025	±0.025
G	±0.025	±0.025	±0.13
K	±0.013	±0.05~±0.15	±0.025
M	±0.08~±0.18	±0.05~±0.15	±0.13
N	±0.08~±0.18	±0.05~±0.15	±0.025

④ 溝・穴記號 Fixing and/or Chip Breaker

記號	孔的有無	孔的形狀	斷屑槽有無	形狀斷面
W	有	圓柱孔 +單面倒角(40 ~60)	無	
T	有		單面	
B	有	圓柱孔 +單面倒角(70 ~90)	無	
N	無	—	—	
R	無	—	單面	
U	有	圓柱孔 +雙面倒角(40 ~60)	雙面	

⑤ 切刃長記號 Edge Length

R	C	S	T	內接圓 (mm)
	06	06	11	6.35
	08	07	13	7.94
	09	09	16	9.525
10				10
12				12
	12	12	22	12.7
	16	15	27	15.875
20				20

⑥ 厚度記號 Thickness

記號	mm
01	1.59
02	2.38
03	3.18
T3	3.97
04	4.76
06	6.35

⑨ 刃口修磨 Cutting Edge Condition

記號	刃口修磨
F	鋒利
E	倒圓
T	倒棱
S	倒棱+倒圓

⑤	⑥			⑨	⑩
16	04	P	D	F	R

⑦ 修光刃主偏角 Corner Angle

記號	主偏角
A	45°
E	75°
P	90°
Z	特殊

⑧ 修光刃后角 Depth Angle

記號	后角
D	15°
E	20°
F	25°
G	30°

⑩ 切削方向 Feed Direction

記號	切削方向
L	左向
N	無
R	右向

銑削刀片材質

材質型號 Grade	Coating	P Steel	M Stainless	K Cast iron	N Non-ferrous metals	S Heat-resistant	H Hardened materials
CTPP235	PVD	◎	◎	○		○	◎
CTP1235	PVD	◎	○				
CTP2235	PVD	○	◎				
CTC3215	CVD			◎			
MTM30	CVD	○	◎				
MTM35	CVD	○	◎				
TP7220	PVD	◎	◎	○		○	○
TP1000	PVD	◎					
TP1200	PVD	◎	○				
TP1300	PVD	◎	◎				○
TP3000	PVD	○				◎	◎
ASC180	PVD	○	◎				
ASC320	PVD	○				◎	◎
ASC550	PVD	◎	○				
精度 Tolerance Class: L / M H1X	——			◎			
精度 Tolerance Class: E / G / H H1X	——				◎		

車刀片/銑刀片 Indexable Inserts For Turning Tools / Milling Cutters

ACMT100308R CY250 / CY100H	ADMT060208 CTPP235	ADMT100308L CY250 / CY100H	ADMT12T308L CY250 / CY100H	ADET160304 / 08 SR CH550	ADNT160308SR HC844
ADLT150308 H1X	ADLX150308-29 MTM30 / TP1200	ADLX150308-29 ASC320	APET080304PDER ASC200	APET080304PDFR H1X	APET080304PDER ASC180
APKT080304-PDER HC-P203M	APLT080304-29 ASC320	APLT080304-29 MTM30	APET103504PDFR H1	APMT103504PDER ACZ330	APKT100304/08 HCT CTP1235
APKT100304-SCT CTP2235	APKT100304-HCT CTC3215	APKT100308 CTPP235	APMT11T308-HCT CTP1235	APGT1135PDFR-G2 HTI10	APMT1135PDER-H2 HTI10 / VP15TF
APMT1135PDER-M2 VP15TF	APET120204 / 08 SR CH550	APNT120208SR HC844	APMT12T308R CY250 / CY100H	AOGT123604PFER TF15	AOMT123604/08 VP15TF
AXET123504PEFR H1	AXMT123504PEER ACP200	APMT150408R CY250 / CY100H	APLT1504ZZR-29 ASC320 / ASC550	APLT1504ZZR-29 MTM30	APLT1504ZZR-19 H1X
APET1604PDFR H1X	APKT1604PDFR-MA H01	APKT160408-TCM HC-P354M	APKT160408-SCM HC-P364M	APKT160408-HCT CTP1235	APKT160408-HCT CTC3215
APKT160408-SCT CTP2235	APKT160408-HCT CTP2235	APLT160408PDSR ASC180 / ASC550	APLT160408PDSR MTM30 / MTM35	APGT1604PDFR-G2 HTI10	APMT1604PDER-H2 HTI10 / VP15TF
APMT1604PDER-M2 VP15TF	APMT1604PDER-H08 ACP200	APMT160408L CY250 / CY100H	APET160504PDFR H1	APMT160508PDER ACZ310 / ACZ330	APMT170408L CY250 / CY100H
AXET170504PEFR H1	AXMT170508PEER ACP200 / ACP300	AXMT170508PEER ACK200	APMT190508L CY250 / CY100H	CCGH060202 NX2525	CCGT060202 /04-AK H01
CCMT060202 / 04 NX2525	CCMT060204 ASC320 / ASC550	CCMT060204 CY250 / JP4020	CCMT060204 UC5015 / VP15TF	CCGT09T304 / 08-AK H01	CCMT09T304 / 08 NX2525
CCMT09T304 /08 UC5115 / VP15TF	CCGT120404 / 08-AK H01	CCMT120404 /08 NX2525	CCMT120404 /08 UC5115 / VP15TF	CNMG120408-MA UE6010 / VP15TF	CPMT080204 CY250 / JP4020

車刀片/銑刀片 Indexable inserts for turning tools / milling cutters

CPMT090204Z CY250 / JP4020	CPMT090308 CY250 / JP4020	CPMT120308Z CY250 / JP4020	CPMT120408 CY250 / JP4020	CPMT160408Z CY250 / JP4020	CPMT190408Z CY250 / HC844
DCMT070204 VP15TF	DCGT11T304 / 08-AK H01	DCMT11T304 / 08 VP15TF	GTN3 MTM30	GFN3 TN6025	JDMT070204R / 08R JP4020
MMT16ER-G60-S VP15TF	MMT16IR-G60-S VP15TF	MTTR436002 UTI20T + TIN	P26315-R10 R12 R16 WAP35	P26315-R20 R25 WAP35	P3201-D08 D10 D12 WAP35
P3204-D16 D20 D25 OM4025	P3204-D30 D32 OM4025	QOGT08 / 10 / 13 HTI10	QOGT16 / 20 HTI10	QOMT08 / 10 / 13 VP15TF	QOMT16 / 20 VP15TF
RDHW0501MOS ASC350 / TP1300	RDLW0501MOS-11 ASC320 / CTP1235	RDHW0702MOS ASC250 / ASC320	RDHW0702MOS H05X	RDLT0702MOEN-TJ CTP1235	RDLW0702MO ASC320 / CTPP235
RDMT0802MOTN CY250 / JP4020	RDHW1003MOS ASC320 / ASC180	RDLT1003MOSN CTP1235 / CTP2235	RDLW1003MOS ASC350 / CTPP235	RDMT10T3MOTN CY250 / JP4020	RDMT10T3MOTN ASC180 / TP3000
RDMT1204MOTN CY250 / JP4020	RDMT1604MOTN CY250 / JP4020	RDMX1604MOTN ASC180 / TP1200	RPGT0602MOEN-85 H1X	RPGT0602MOEN-85 ASC300 / ASC250	RPGT0602MOEN-85 ASC180 / ASC320
RPHW0602MOS ASC320 / ASC350	RPLW0602MOS-11 ASC320 / TP1300	RPGT0803MO-85 H20X / ASC550	RPHW0803MOS ASC320 / ASC550	RPLW0803MOS-11 ASC180 / ASC550	RPMT0803MOEN ASC350 / CTP1235
RPMW1003MO ASC550 / VP15TF	RPMW1003MO MTM20 / MTM35	RPMT1204MO ASC180 / VP15TF	RPMT1204MO MTM20 / MTM35	RPMT1204MO TP1300 / HC-P364M	RPMT1204MO-SCM CTP1235 / CTP2235
RPMW1204MOSN ASC180 / MTM35	RPMW1204MOSN ASC550 / TP1300	RT070204 CTPP235	RT100304 CTP1235	RT100308 CTPP235	SCMT070204N AC820P
SCMT09T308-FM VP15TF	SCMW09T308 UC5115	SCMT120404 / 08 LP2002 / LP4002	SCMW120408 H20X	SDKN1504 ASC180 / ASC550	SDKN1504 K05 / K10 / K10-TIN
SDKN1504 P20A / P20A-TIN	SDKN1504 P25 / P25-TIN	SDKN1504 P25M / P25M-TIN	SDLT09T308-EN ASC550 / MTM35	SDLT09T3AEEN TP1300 / MTM30	SDLX090308-11 ASC320 / ASC550

車刀片/銑刀片 Indexable inserts for turning tools / milling cutters

SDLX090308-11 MTM30 / MTM35	SDLX090308-11 TP1200	SDMT1205PDR-SCT CTC1225	SDMT1205PDR-SCT CTC3215 / CTP2235	SEKN1203 MTM20	SEKN1203 K10 / K10-TIN
SEKN1203 P25 / P25-TIN	SEKN1203 CX20 / CX25	SEKR1203AFSN-SCM CTP1235 / CTP2235	SEKN1504 K10 / K10-TIN	SEKN1504 P20A / CX25	SEKN1504 P25 / P25-TIN
SEKN1504 P25M	SEKR1504AFEN-11 TP1200	SEHT1204AFFN-85 H1X	SEHT1204AFFN-X83 H01	SEHW1204AFTN ACK300 / T250A	SEHW1204AFFN H1X
SELT1204AFEN-11 CTC3215 / CTP2235	SELT1204AFEN-11 MTM30 / MTM35	SELT1204AFEN-11 TP1300	SELW1204AFFN-11 H1X	SEKT1204AFER-SCM CTP1235	SEET13T3AGEN-JL NX4545
SEGT13T3AGFN-JP HTI10	SEMT13T3AGSN-JM NX4545 / VP15TF	SEMT13T3AGSN-JM F7030 / MC5020	SEKT1204 CTC1225 / CTP1235	SEKT1204 CTP2235	SNHQ1202 JP1230 / JP7330
SNHQ1203 JP1230 / JP7330	SNHQ12T3 JP1230 / JP7330	SNHQ1204 JP1230 / JP7330	SNHQ12T4 JP1230 / JP7330	SOET12T308-JL NX4545	SOGT12T308-JP HTI10
SOMT12T308-JM VP15TF / MC5020	SPK43 K10 / K10-TIN	SPK43 P20A / P20A-TIN	SPMT060304-XM1 TP1300 / HIX	SPLT060304-17 MTM30	SPMW090304 HIT10 / NX2525
SPMW090304 VP15TF	SPMN120308 UTI20T / NX2525	SPK53 ASC320 / ASC550	SPK53 T250A	SPK53 CX25 / K05	SPK53 K10 / K10-TIN
SPK53 P20A / P20A-TIN	SPK53 P25 / P25-TIN	SPK53 P25M	TBGT060102L / 04L EH10 / T1200A	TCGT060102L / 04L NX2525 / VP15TF	TCGT090202 / 04-AK H01
TCGT110202 / 04-AK H01	TCGT110202 / 04-W T1200A	TCMT110202 LP202 / LP401	TCMT110202 NX2525 / VP15TF	TCMT110204 LP4002 / TP1300	TCMT110204 NX2525 / VP15TF
TCMT16T304 NX2525 / VP15TF	TCMT16T304 ASC550	TCMT16T308 TP1300 / VP15TF	TCGT16T302 / 04-AK H01	TCMX16T308E-AR OM4025	TD0303-M CP300
TNGA160404 / 08 T05- A65	TNGG160402R-F NX2525	TNMG160404 / 08 HA- H01	TNMG160404L / 08L NX2525 / TN60	TNMG160404L / 08L US7020 / US735	TNMG160404R / 08R NX2525 / TN60

車刀片/銑刀片 Indexable inserts for turning tools / milling cutters

TNMG160404R / 08R US7020 / US735	TNMG160404 / 08 MA- VP15TF	TNMG160404 / 08 MP- KC5010	TPGH080202L / 04L NX2525 / HTI10	TPGH080202L / 04L VP15TF	TPGT080202L / 04L H1 / T1200A
TPMH080204-MV VP15TF	TPGH090202L / 04L NX2525 / HTI10	TPGH090202L / 04L VP15TF	TPMH090204-MV VP15TF	TPGH110302L / 04L NX2525 / HTI10	TPGH110302L / 04L VP15TF
TPGT110302L / 04L T1200A / T1500Z	TPMH110304-MV VP15TF / NX2525	TPGH160304L-FS HTI10 / NX2525	TPGH160304L-FS VP15TF	TPMH160304-MV VP15TF / NX2525	TPMN110208 NX55 / UTI20T
TPMN110308 NX2525 / UC5105	TPMN110308 UTI20T / VP15TF	TPMN160308 ACZ310 / CY250	TPMN160308 HTI10 / NX2525	TPMN160308 UTI20T / TN100M	TPMN160308 VP15TF
TPUN160308 TP1200 / CX25	TPKN1603 CX25 / K10	TPMN220408 TN100M	TPMN220412 ACZ310 / ACZ350	TPMN220412 UTI20T / VP15TF	TPMN220412 TP1200 / ASC180
TPUN220412 CX25 / K10+T	TPKN2204 CX25 / TP1200	TPK43 K05 / K10 / K10-TIN	TPK43 P20 / P20-TIN	TPK43 P25 / P25-TIN	TPK43 P25M
VBGT160402R-F NX2525	VCGT160404 / 12 H01	VCMT160404 / 08 NX2525 / UE6020	VNMG160408-MA VP15TF	WCKT03 / 04 H01	WCKT05 / 06 / 08 H01
WCMX03 / 04 ACZ310 / ACZ330	WCMT05 / 06 / 08 ACZ310 / ACZ330	WCMT03 / 04 LP342 / CTS18D	WCMT05 / 06 / 08 LP342 / CTS18D	WDXT04 / 05 / 06 /07 ACK300 / ACP300	WDXT09 / 12 / 15 ACK300 / ACP300
WNMA080412 UC5105	WNMG080408-MA UE6110 / VP15TF	XNMU0202-MM TP7220	XNMU0303-TJ /TM TP7220	XOGU0303-TJ CTPP235	XPKT11T308 CTPP235
ZCEW100 SE / CE HC844 / CY250	ZCEW125 SE / CE HC844 / CY250	ZCEW150 SE / CE HC844 / CY250	ZCEW200 SE / CE HC844 / CY250	ZCEW250 SK / CE HC844	

歡迎諮詢更多類型的捨棄式刀片

Welcome to inquire about more types of indexable inserts

TJUM 鑽銑刀 Multi-functional

P M K N H 90°

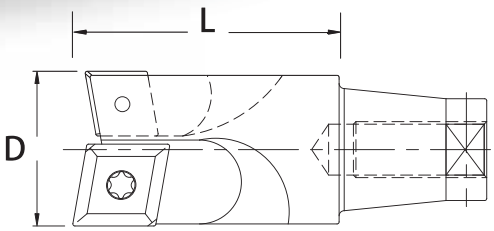

Ordering Code	Dimensions / mm		Connecting Screw			KG
	D	L				
TJUM-16	16	40	M6-1.0	CCMT060204	CPMT080204Z	0.05
TJUM-20	20	40	M6-1.0	CCMT060204	CPMT090204Z	0.08
TJUM-25	25	40	M8-1.25	CPMT090308	CPMT120308Z	0.1
TJUM-32	32	40	M8-1.25	CPMT120408	CPMT160408Z	0.15
TJUM-40	40	40	M10-1.5	CPMT160408Z	CPMT190408Z	0.27

TSJM 鑽銑刀 Multi-functional

P M K N H 90°

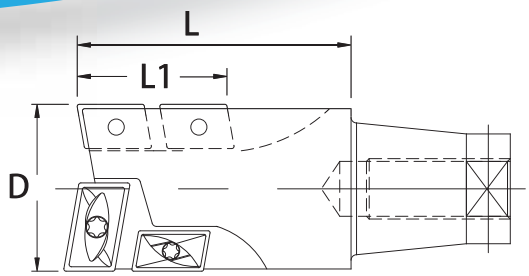

Ordering Code	Dimensions / mm			Connecting Screw			KG
	D	L1	L				
TSJM-20	20	20	40	M6-1.0	ADMT100308L	ACMT100308R	0.06
TSJM-25	25	25	40	M8-1.25	ADMT12T308L	APMT12T308R	0.1
TSJM-32	32	32	50	M8-1.25	APMT160408L	APMT150408R	0.22
TSJM-35	35	35	50	M10-1.5	APMT170408L	APMT150408R	0.28
TSJM-40	40	40	55	M10-1.5	APMT190508L	APMT150408R	0.43

T2039M 球型粗銑刀 Roughing ball nose milling cutters

P M

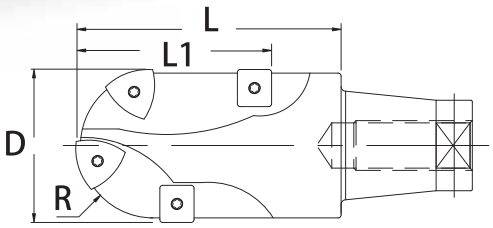

Ordering Code	Dimensions / mm				Connecting Screw			KG
	R	D	L1	L				
T2039M-10.0R	10	20	20.5	40	M6-1.0	P26315-R10	P28415.00	0.05
T2039M-12.5R	12.5	25	23	40	M8-1.25	P26315-R12	P28415.00	0.1
T2039M-16.0R	16	32	31	40	M8-1.25	P26315-R16	P28415-0	0.18
T2039M-20.0R	20	40	41.5	66	M10-1.5	P26315-R20	P28495.1	0.4
T2039M-25.0R	25	50	66	90	M12-1.75	P26315-R25	P28495.1	1

T2039LM 球型粗銑刀 Roughing ball nose milling cutters

P M

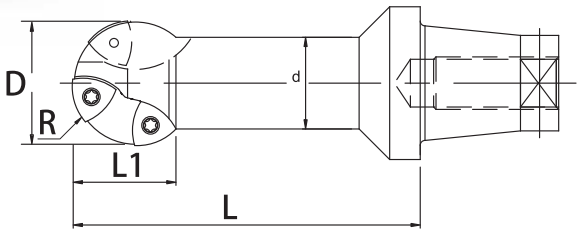

Ordering Code	Dimensions / mm					Connecting Screw		KG
	R	D	d	L1	L			
T2039LM-25.0R	25	50	34	39	92	M12-1.75	P26315-R25	0.85

泰精超硬刀具有限公司 TEL:886-2-29967563
TAI JENG MACHINERY TOOL CO., LTD

TCFM 球型粗銑刀 Roughing ball nose milling cutters

P M

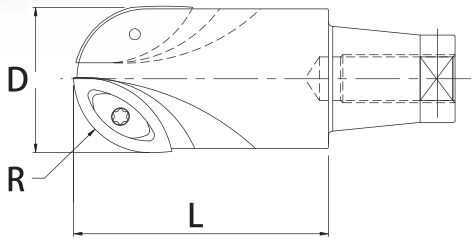

Ordering Code	Dimensions / mm				Connecting Screw			KG
	R	D	L1	L				
TCFM-10.0R	10	20	18	40	M6-1.0	ZCEW100CE	ZCEW100SE	0.07
TCFM-12.5R	12.5	25	23	40	M8-1.25	ZCEW125CE	ZCEW125SE	0.1
TCFM-15.0R	15	30	28	46	M8-1.25	ZCEW150CE	ZCEW150SE	0.15
TCFM-20.0R	20	40	35	50	M10-1.5	ZCEW200CE	ZCEW200SE	0.33
TCFM-25.0R	25	50	45	63	M12-1.75	ZCEW250CE-N	ZCEW250SK-N	0.63

TCFLM 球型粗銑刀 Roughing ball nose milling cutters

P M

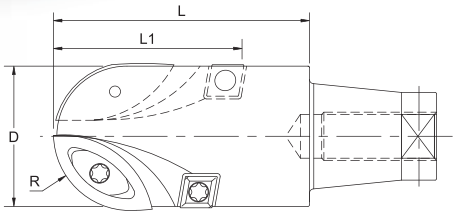

Ordering Code	Dimensions / mm				Connecting Screw				KG
	R	D	L1	L					
TCFLM-10.0R	10	20	30	40	M6-1.0	ZCEW100CE	ZCEW100SE	CPMT080204	0.05
TCFLM-12.5R	12.5	25	39	50	M8-1.25	ZCEW125CE	ZCEW125SE	CPMT090308	0.12
TCFLM-15.0R	15	30	43	55	M8-1.25	ZCEW150CE	ZCEW150SE	CPMT090308	0.18
TCFLM-20.0R	20	40	50	60	M10-1.5	ZCEW200CE	ZCEW200SE	CPMT090308	0.75
TCFLM-25.0R	25	50	63	85	M12-1.75	ZCEW250CE-N	ZCEW250SK-N	CPMT120408	0.8

T2139M 球型精銑刀 Finishing ball nose milling cutters

P M H

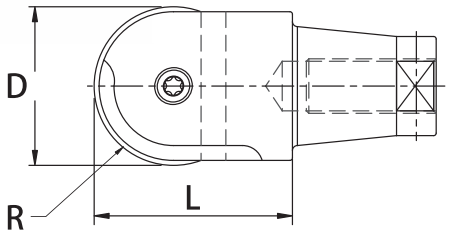

Ordering Code	Dimensions / mm			Connecting Screw		KG
	R	D	L			
T2139M-08.0R	8	16	40	M6-1.0	P3200-D16	0.05
T2139M-10.0R	10	20	40	M6-1.0	P3200-D20	0.08
T2139M-12.5R	12.5	25	40	M8-1.25	P3200-D25	0.12
T2139M-15.0R	15	30	40	M8-1.25	P3200-D30	0.17
T2139M-16.0R	16	32	40	M8-1.25	P3200-D32	0.18

TBPM 球型精銑刀 Finishing ball nose milling cutters

P M H

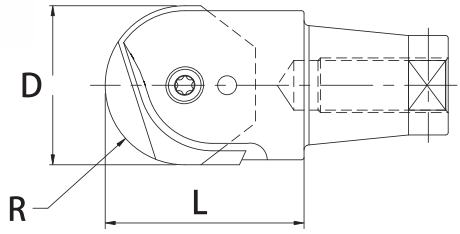

Ordering Code	Dimensions / mm			Connecting Screw		KG
	R	D	L			
TBPM-08.0R	8	16	40	M6-1.0	ZPFW-160	0.05
TBPM-10.0R	10	20	40	M6-1.0	ZPFW-200	0.07
TBPM-12.5R	12.5	25	40	M8-1.25	ZPFW-250	0.1
TBPM-15.0R	15	30	50	M8-1.25	ZPFW-300	0.15

泰精超硬刀具有限公司 TEL:886-2-29967563
TAI JENG MACHINERY TOOL CO., LTD

T2038M 重切削粗銑刀 Heavy operation milling cutters

P M K H

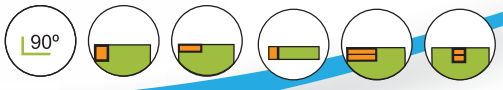

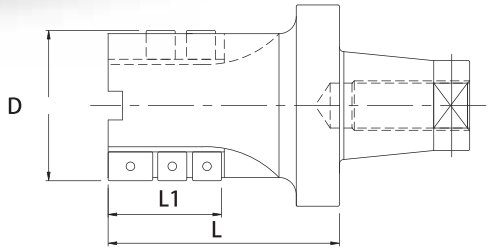

Ordering Code	Dimensions / mm			Flutes	Connecting Screw			KG
	D	L1	L					
T2038M-40	40	50	70	4	M10-1.5	ADLX1503 x2Pcs	SDLX090308 x12Pcs	0.5
T2038M-50-47	50	47	70	4	M12-1.75	APLX1504 x2Pcs	SPLX120408 x8Pcs	0.75
T2038M-50-75	50	75	90	4	M12-1.75	APLX1504 x2Pcs	SPLX120408 x14Pcs	0.98

TAPM 側銑快削刀 Shoulder milling cutters

P M K N H

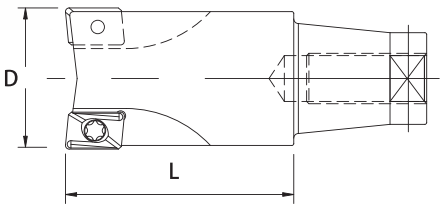

Ordering Code	Dimensions / mm		Flutes	Connecting Screw		KG
	D	L				
TAPM300-16	16	40	2	M6-1.0	APMT1135	0.05
TAPM300-20	20	40	2	M6-1.0	APMT1135	0.07
TAPM400-25	25	40	2	M8-1.25	APMT1604	0.1
TAPM400-30	30	40	2	M8-1.25	APMT1604	0.15
TAPM400-32	32	40	2	M8-1.25	APMT1604	0.18
TAPM400-35	35	40	3	M10-1.5	APMT1604	0.2
TAPM400-40	40	40	3	M10-1.5	APMT1604	0.32
TAPM400-50	50	40	4	M12-1.75	APMT1604	0.4

TEXM 精銑快削刀 Finishing shoulder milling cutters

P M K H

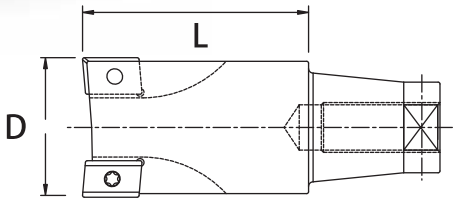

Ordering Code	Dimensions / mm		Flutes	Connecting Screw		KG
	D	L				
TEXM-16	16	40	1	M6-1.0	APET120204(8)	0.05
TEXM-20	20	40	2	M6-1.0	APET120204(8)	0.07
TEXM-25	25	40	2	M8-1.25	ADET160304(8)	0.1
TEXM-30	30	40	2	M8-1.25	ADET160304(8)	0.16
TEXM-32	32	40	2	M8-1.25	ADET160304(8)	0.2
TEXM-40	40	40	3	M10-1.5	ADET160304(8)	0.33
TEXM-50	50	40	4	M12-1.75	ADET160304(8)	0.58

TRSM 角R銑刀 Profile milling cutters

P M K H

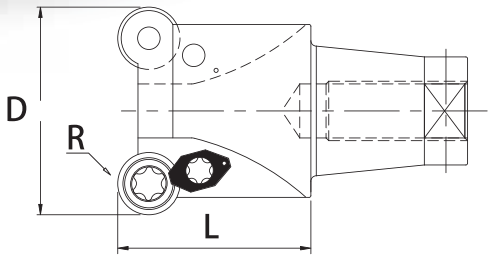

Ordering Code	Dimensions / mm			Flutes	Connecting Screw		KG
	D	R	L				
TRSM-4R-16	16	4R	40	2	M6-1.0	RDMT0802	0.05
TRSM-4R-20	20	4R	40	2	M6-1.0	RDMT0802	0.07
TRSM-5R-25	25	5R	40	2	M8-1.25	RDMT10T3	0.1
TRSM-5R-30	30	5R	40	2	M8-1.25	RDMT10T3	0.14
TRSM-5R-35	35	5R	40	3	M10-1.5	RDMT10T3	0.18
TRSM-5R-50	50	5R	40	3	M12-1.75	RDMT10T3	0.45

泰精超硬刀具有限公司 TEL:886-2-29967563
TAI JENG MACHINERY TOOL CO., LTD

EMRM 角R銑刀 Profile milling cutters

P M K H

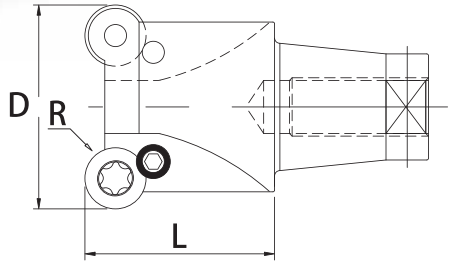

Ordering Code	Dimensions / mm			Flutes	Connecting Screw		KG
	D	R	L				
EMRM-5R-25	25	5R	40	2	M8-1.25	RPMW1003	0.1
EMRM-5R-30	30	5R	40	2	M8-1.25	RPMW1003	0.14
EMRM-5R-35	35	5R	40	3	M10-1.5	RPMW1003	0.2
EMRM-6R-40	40	6R	40	3	M10-1.5	RPMW1203	0.3
EMRM-6R-50	50	6R	40	4	M12-1.75	RPMW1203	0.45

EMRWM 角R削刀 Profile milling cutters

P M K H

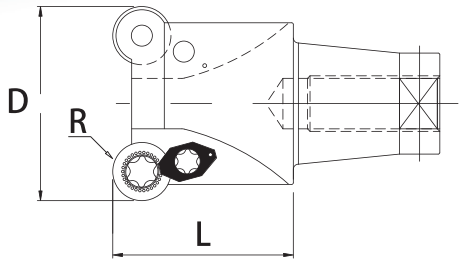

Ordering Code	Dimensions / mm			Flutes	Connecting Screw		KG
	D	R	L				
EMRW-6R-32	32	6R	40	2	M8-1.25	RPMT1204	0.13
EMRW-6R-40	40	6R	40	3	M10-1.5	RPMT1204	0.35
EMRW-6R-50	50	6R	40	4	M12-1.75	RPMT1204	0.46

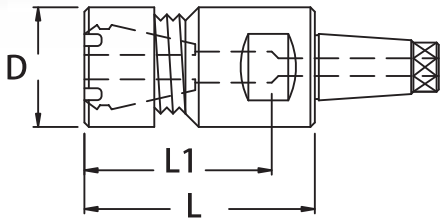

Ordering Code	Dimensions / mm			Connecting Screw	KG
	D	L1	L		
TMC-ER11	16	30	45	M6-1.0	0.05
TMC-ER16	22	50	55	M8-1.25	0.15
TMC-ER20	28	50	55	M8-1.25	0.2

- The price isn't included M type nut and ER collet.

● CMF-BT40 + TMC

泰精超硬刀具有限公司 TEL:886-2-29967563
TAI JENG MACHINERY TOOL CO., LTD

TBR 精搪頭 Micro boring heads

P M K N H

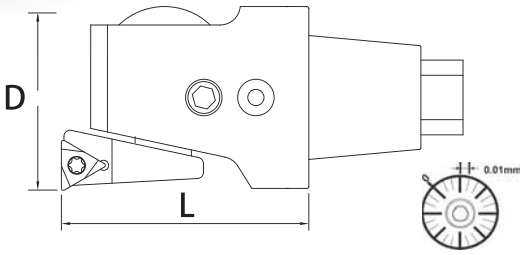

Ordering Code	Dimensions / mm		Insert	Insert Screw	Wrench	Key (mm)	KG
	D	L	MITSUBISHI / SUMITOMO				
TBR-20	20 – 26	32	TCGT0601 / TPGT0802	Y-TBR20-1 / Y-TBR20-2 M2-0.4	T7 /T6	2.0	0.2
TBR-25	25 – 33	35	TCGT0601 / TPGT0802	Y-TBR20-1 / Y-TBR20-2 M2-0.4	T7 / T6	2.5	0.22
TBR-32	32 – 42	40	TPGX0802 / TPGT0802	Y-TBR32-1 / Y-TBR20-2 M2-0.4	T8 / T6	3.0	0.32
TBR-41	41 – 54	45	TPGX0802 / TCGT1102	Y-TBR32-1 / Y-TBR41-2 M2-0.4 / M2.5-0.45	T8 / T7	4.0	0.6
TBR-53	53 – 70	55	TPGX1103 / TCGT1102	Y-TBR53-1 / Y-TBR-41-2 M3-0.5 / M2.5-0.45	T10 / T7	5.0	1.0
TBR-68	68 – 100	66	TPGX1103/ TCGT1102	Y-TBR53-1 / Y-TBR-41-2 M3-0.5 / M2.5-0.45	T10 / T7	5.0	2.0
TBR-98	98 - 150	67	TPGX1103 / TCGT1102	Y-TBR53-1 / Y-TBR-41-2 M3-0.5 / M2.5-0.45	T10 / T7	5.0	2.8

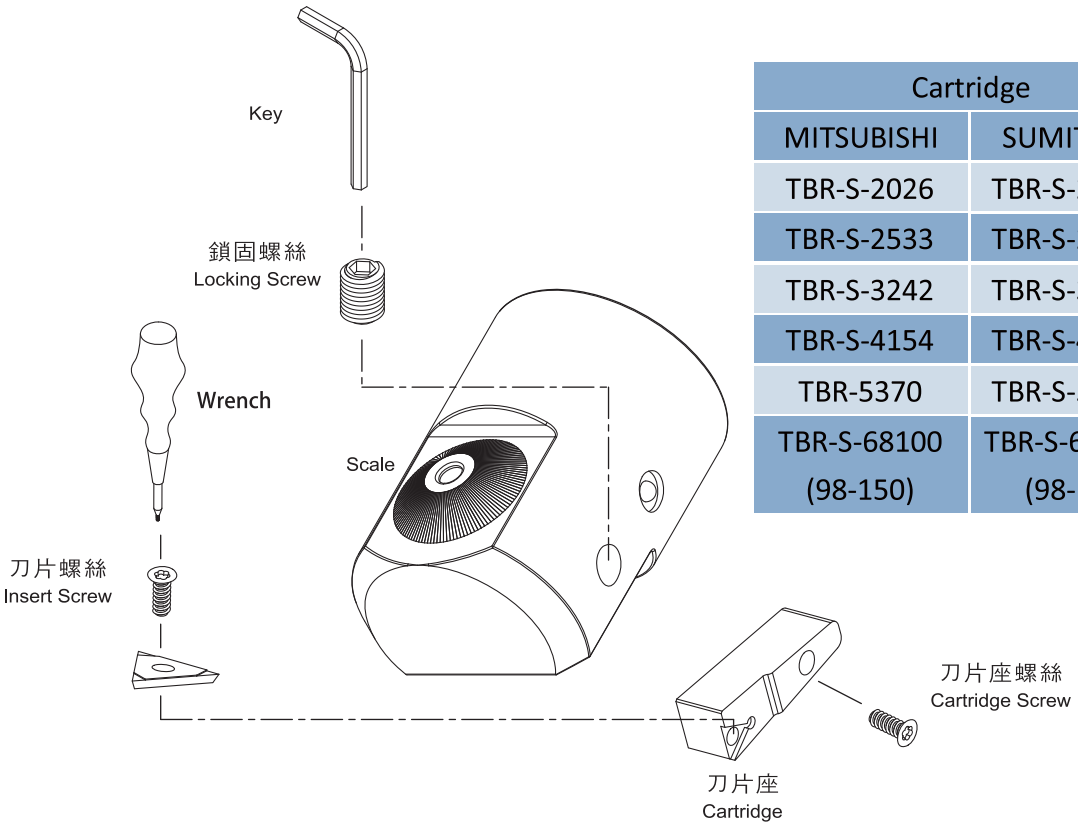

Cartridge		Cartridge Screw
MITSUBISHI	SUMITOMO	
TBR-S-2026	TBR-S-2026-1	Y-TBR-SL-20
TBR-S-2533	TBR-S-2533-1	Y-TBR-SL-25
TBR-S-3242	TBR-S-3242-1	Y-TBR-SL-32
TBR-S-4154	TBR-S-4154-1	Y-TBR-SL-41
TBR-5370	TBR-S-5370-1	Y-TBR-SL-53
TBR-S-68100 (98-150)	TBR-S-68100-1 (98-150)	Y-TBR-SL-68

TRBH-CC 粗搪頭 Rough boring heads

P M K N H

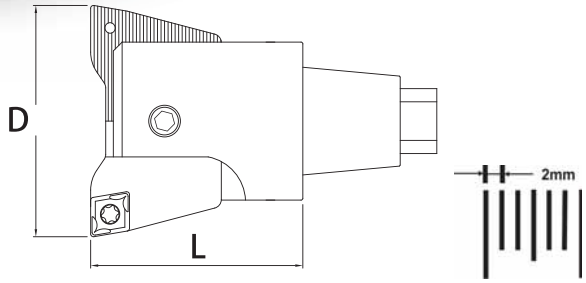

Ordering Code	Dimensions / mm			Insert Screw	Wrench	KEY (mm)	KG
	D	L					
TRBH-C-25	25 - 33	35	CCMT0602	Y-TRBH-C-2532 M2.5-0.45	T8	4	0.15
TRBH-C-32	32 – 42	40	CCMT0602	Y-TBRH-C-2532 M2.5-0.45	T8	5	0.24
TRBH-C-41	41 – 54	50	CCMT09T3	Y-TRBH-C-4153 M4-0.7	T15	6	0.45
TRBH-C-53	53 – 70	61	CCMT09T3	Y-TRBH-C-4153 M4-0.7	T15	6	0.7
TRBH-C-68	68 – 91	75	CCMT1204	Y-TRBH-C-6890 M5-0.8	T20	8	1.2
TRBH-C-90	90 - 122	75	CCMT1204	Y-TRBH-C-6890 M5-0.8	T20	6	2.2

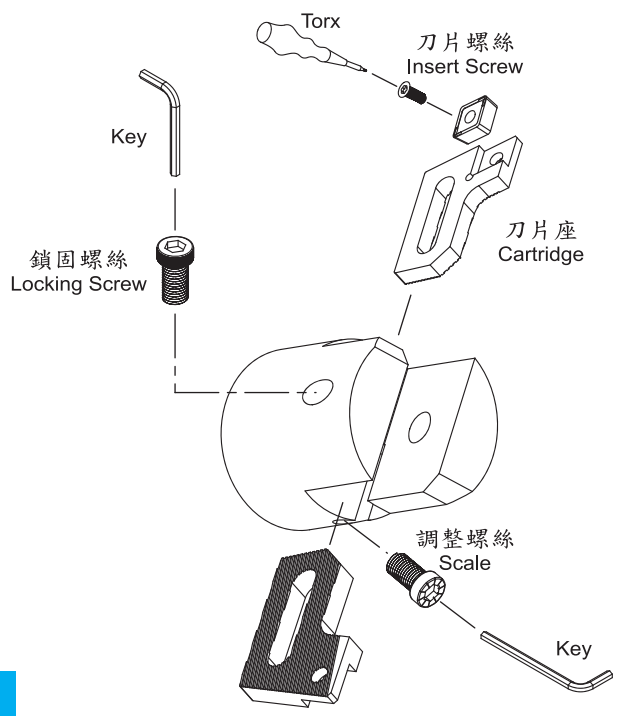

Cartridge	Locking Screw	Scale
TRBH-CC-25	Y-TRBH-SL-25	Y-TRBH-AD-25
TRBH-CC-32	Y-TRBH-SL-32	Y-TRBH-AD-32
TRBH-CC-41	Y-TRBH-SL-41	Y-TRBH-AD-41
TRBH-CC-53	Y-TRBH-SL-53	Y-TRBH-AD-53
TRBH-CC-68	Y-TRBH-SL-68	Y-TRBH-AD-68
TRBH-CC-90	Y-TRBH-SL-90	Y-TRBH-AD-90

TRBH-SC 粗搪頭 Rough boring heads

P M K H

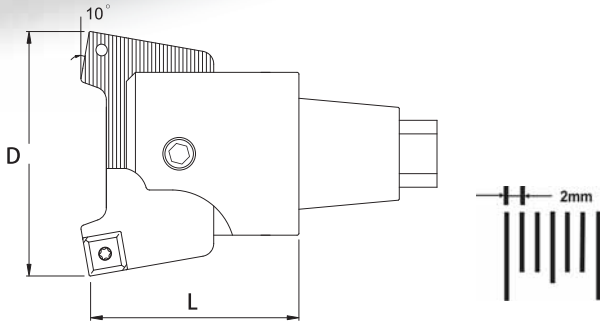

Ordering Code	Dimensions / mm			Insert Screw	Wrench	KEY (mm)	KG
	D	L					
TRBH-S-25	25 – 33	35	SPMT0602	Y-TRBH-S-25 M2-0.45	T8	4	0.15
TRBH-S-32	32 – 42	40	SCMT0702	Y-TRBH-S-32 M3-0.5	T10	5	0.24
TRBH-S-41	41 – 54	50	SCMT09T3	Y-TRBH-S-4153 M4-0.7	T15	6	0.45
TRBH-S-53	53 – 70	61	SCMT09T3	Y-TRBH-S-4153 M4-0.7	T15	6	0.7
TRBH-S-68	68 – 91	75	SCMT1204	Y-TRBH-S-6890 M5-0.8	T20	8	1.2
TRBH-S-90	90 - 122	75	SCMT1204	Y-TRBH-S-6890 M5-0.8	T20	6	2.2

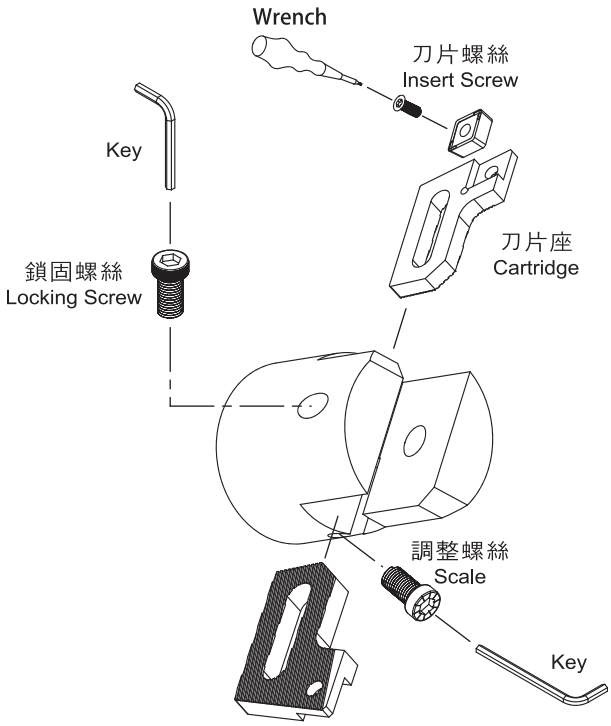

Cartridge	Locking Screw	Scale
TRBH-SC-25	Y-TRBH-SL-25	Y-TRBH-AD-25
TRBH-SC-32	Y-TRBH-SL-32	Y-TRBH-AD-32
TRBH-SC-41	Y-TRBH-SL-41	Y-TRBH-AD-41
TRBH-SC-53	Y-TRBH-SL-53	Y-TRBH-AD-53
TRBH-SC-68	Y-TRBH-SL-68	Y-TRBH-AD-68
TRBH-SC-90	Y-TRBH-SL-90	Y-TRBH-AD-90

CMF-BT40/BT50 後拉刀柄 BT40/BT50 Connecting multi-function arbor

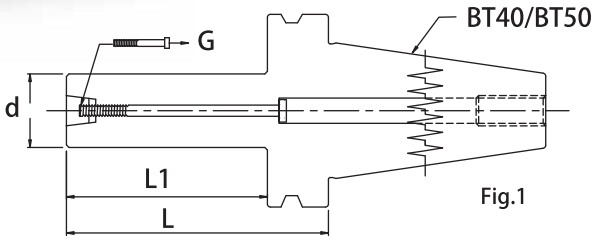

Fig.1

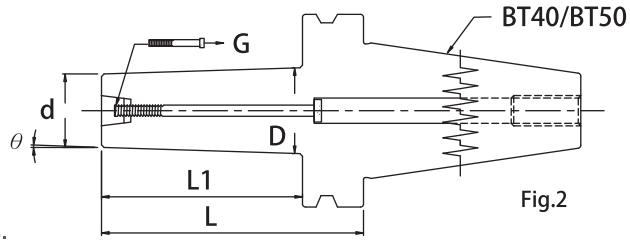

Fig.2

● 建議使用黃色註明的尺寸做為搪刀刀柄

Yellow dot are recommended for boring systems.

Ordering Code	Fig. No.	Dimensions / mm					Connecting Screw	KG
		d	D	θ	L	L1		
CMF-BT40-16-060	1	15.2	-	-	60	35	M6-1.0-037L	1.4
CMF-BT40-16-060-2°	2	15.5	17.9	2°	60	35	M6-1.0-037L	1.4
CMF-BT40-16-080	1	15.2	-	-	80	55	M6-1.0-057L	1.5
CMF-BT40-16-100-2°	2	15.5	20.7	2°	100	75	M6-1.0-077L	1.6
CMF-BT40-16-120-2°	2	15.5	22.1	2°	120	95	M6-1.0-097L	1.7
● CMF-BT40-20-060	1	19.2	-	-	60	35	M6-1.0-037L	1.5
CMF-BT40-20-060-2°	2	19.5	21.9	2°	60	35	M6-1.0-037L	1.5
● CMF-BT40-20-080	1	19.2	-	-	80	55	M6-1.0-057L	1.6
CMF-BT40-20-080-2°	2	19.5	23.3	2°	80	55	M6-1.0-057L	1.6
CMF-BT40-20-100-2°	2	19.5	24.7	2°	100	75	M6-1.0-077L	1.65
CMF-BT40-20-125-2°	2	19.5	26.5	2°	125	100	M6-1.0-102L	1.7
● CMF-BT40-25-065	1	24.2	-	-	65	40	M8-1.25-045L	1.4
CMF-BT40-25-065-2°	2	24.5	27.3	2°	65	40	M8-1.25-045L	1.4
CMF-BT40-25-080-2°	2	24.5	28.3	2°	80	55	M8-1.25-057L	1.6
● CMF-BT40-25-085	1	24.2	-	-	85	60	M8-1.25-062L	1.6
● CMF-BT40-25-100	1	24.2	-	-	100	75	M8-1.25-077L	1.7
CMF-BT40-25-100-2°	2	24.5	29.7	2°	100	75	M8-1.25-077L	1.7
CMF-BT40-25-125-2°	2	24.5	31.5	2°	125	100	M8-1.25-102L	1.9
CMF-BT40-30-070-2°	2	29.5	32.6	2°	70	45	M8-1.25-047L	1.6
CMF-BT40-30-075	1	29.2	-	-	75	50	M8-1.25-052L	1.6
CMF-BT40-30-100	1	29.2	-	-	100	75	M8-1.25-077L	1.7
CMF-BT40-30-100-2°	2	29.5	34.7	2°	100	75	M8-1.25-077L	1.7
CMF-BT40-30-125	1	29.2	-	-	125	100	M8-1.25-102L	2
CMF-BT40-30-125-2°	2	29.2	36.5	2°	125	100	M8-1.25-102L	2

泰精超硬刀具有限公司 TEL:886-2-29967563
TAI JENG MACHINERY TOOL CO., LTD

Ordering Code	Fig. No.	Dimensions / mm					Connecting Screw	KG
		d	D	θ	L	L1		
CMF-BT40-32-075	1	31.2	-	-	75	50	M8-1.25-052L	1.6
CMF-BT40-32-075-2°	2	31.5	35	2°	75	50	M8-1.25-052L	1.6
CMF-BT40-32-100	1	31.2	-	-	100	75	M8-1.25-077L	1.8
CMF-BT40-32-100-2°	2	31.5	36.7	2°	100	75	M8-1.25-077L	1.8
CMF-BT40-32-125	1	31.2	-	-	125	100	M8-1.25-102L	2
CMF-BT40-35-100	1	34.2	-	-	100	75	M10-1.5-077L	1.8
CMF-BT40-35-100-2°	2	34.5	39.7	2°	100	75	M10-1.5-077L	1.8
CMF-BT40-35-125	1	34.2	-	-	125	100	M10-1.5-102L	2.2
CMF-BT40-35-125-2°	2	34.5	41.5	2°	125	100	M10-1.5-102L	2.2
CMF-BT40-35-150	1	34.2	-	-	150	125	M10-1.5-127L	2.5
CMF-BT40-40-125	1	39	-	-	125	100	M10-1.5-098L	2.3
CMF-BT40-40-165	1	39	-	-	165	140	M10-1.5-138L	2.6
CMF-BT40-50-125	1	49	-	-	125	100	M12-1.75-088L	2.6
CMF-BT40-50-150	1	49	-	-	150	125	M12-1.75-113L	3
CMF-BT40-50-200	1	49	-	-	200	175	M12-1.75-163L	4
CMF-BT40-50-250	1	49	-	-	250	225	M12-1.75-213L	4.8

Ordering Code	Fig. No.	Dimensions / mm					Connecting Screw	KG
		d	D	θ	L	L1		
CMF-BT50-16-070	1	15.2	-	-	70	35	M6-1.0-037L	4
CMF-BT50-16-070-2°	2	15.5	19.7	2°	70	35	M6-1.0-037L	4
CMF-BT50-16-095	1	15.2	-	-	95	60	M6-1.0-062L	4.2
CMF-BT50-16-095-2°	2	15.5	19.7	2°	95	60	M6-1.0-062L	4.2
CMF-BT50-16-110-2°	2	15.5	20.7	2°	110	75	M6-1.0-077L	4.25
CMF-BT50-16-130-2°	2	15.5	22.1	2°	130	95	M6-1.0-097L	4.3
CMF-BT50-20-075	1	19.2	-	-	75	40	M6-1.0-042L	4.1
CMF-BT50-20-075-2°	2	19.5	22.3	2°	75	40	M6-1.0-042L	4.1
CMF-BT50-20-095	1	19.2	-	-	95	60	M6-1.0-062L	4.2
CMF-BT50-20-095-2°	2	19.5	23.7	2°	95	60	M6-1.0-062L	4.2
CMF-BT50-20-115-2°	2	19.5	25.1	2°	115	80	M6-1.0-082L	4.3
CMF-BT50-20-135-2°	2	19.5	26.5	2°	135	100	M6-1.0-102L	4.4
CMF-BT50-25-075	1	24.2	-	-	75	40	M8-1.25-042L	4.3
CMF-BT50-25-075-2°	2	24.5	27.3	2°	75	40	M8-1.25-042L	4.3
CMF-BT50-25-095	1	24.2	-	-	95	60	M8-1.25-062L	4.4
CMF-BT50-25-095-2°	2	24.5	28.7	2°	95	60	M8-1.25-062L	4.4
CMF-BT50-25-120	1	24.2	-	-	120	85	M8-1.25-087L	4.5
CMF-BT50-25-120-2°	2	24.5	30.4	2°	120	85	M8-1.25-087	4.5
CMF-BT50-25-125-2°	2	24.5	30.8	2°	125	90	M8-1.25-092L	4.5
CMF-BT50-25-145	1	24.2	-	-	145	110	M8-1.25-112L	4.6

Ordering Code	Fig. No.	Dimensions / mm					Connecting Screw	KG
		d	D	θ	L	L1		
CMF-BT50-25-145-2°	2	24.5	32.2	2°	145	110	M8-1.25-112L	4.6
CMF-BT50-25-175-2°	2	24.5	34.3	2°	175	140	M8-1.25-142L	4.8
CMF-BT50-25-195	1	24.2	-	-	195	160	M8-1.25-162L	4.9
CMF-BT50-25-195-2°	2	24.5	35.7	2°	195	160	M8-1.25-162L	4.9
CMF-BT50-30-080	1	29.2	-	-	80	45	M8-1.25-047L	4.2
CMF-BT50-30-080-2°	2	29.5	32.6	2°	80	45	M8-1.25-047L	4.2
CMF-BT50-30-105	1	29.2	-	-	105	70	M8-1.25-072L	4.5
CMF-BT50-30-105-2°	2	29.5	34.4	2°	105	70	M8-1.25-072L	4.5
CMF-BT50-30-130-2°	2	29.5	36.1	2°	130	95	M8-1.25-097L	4.8
CMF-BT50-30-135	1	29.2	-	-	135	100	M8-1.25-102L	4.8
CMF-BT50-30-155-2°	2	29.5	37.9	2°	155	120	M8-1.25-122L	4.9
CMF-BT50-30-180-2°	2	29.5	39.6	2°	180	145	M8-1.25-147L	5
CMF-BT50-30-195	1	29.2	-	-	195	160	M8-1.25-162L	5
CMF-BT50-30-210	1	29.2	-	-	210	175	M8-1.25-177L	5.3
CMF-BT50-30-210-2°	2	29.5	41.7	2°	210	175	M8-1.25-177L	5.3
CMF-BT50-30-250-2°	2	29.5	44.5	2°	250	215	M8-1.25-217L	6.1
CMF-BT50-30-300	1	29.2	-	-	300	265	M8-1.25-267L	6.8
CMF-BT50-30-300-2°	2	29.5	48.5	2°	300	265	M8-1.25-267L	6.8
CMF-BT50-30-350-2°	2	29.5	52	2°	350	315	M8-1.25-317L	7.5
CMF-BT50-32-085	1	31.2	-	-	85	50	M8-1.25-052L	4.3
CMF-BT50-32-085-2°	2	31.5	35	2°	85	50	M8-1.25-052	4.3
CMF-BT50-32-110	1	31.2	-	-	110	75	M8-1.25-077L	4.5
CMF-BT50-32-110-2°	2	31.5	36.7	2°	110	75	M8-1.25-077L	4.5
CMF-BT50-32-135	1	31.2	-	-	135	100	M8-1.25-102L	4.7
CMF-BT50-32-135-2°	2	31.5	38.5	2°	135	100	M8-1.25-102L	4.7
CMF-BT50-32-160	1	31.2	-	-	160	125	M8-1.25-127	4.9
CMF-BT50-32-160-2°	2	31.5	40.2	2°	160	125	M8-1.25-127	4.9
CMF-BT50-32-195	1	31.2	-	-	195	160	M8-1.25-162L	5.1
CMF-BT50-32-195-2°	2	31.5	42.7	2°	195	160	M8-1.25-162L	5.1
CMF-BT50-32-230-2°	2	31.5	45.1	2°	230	195	M8-1.25-197L	5.8
CMF-BT50-32-270	1	31.2	-	-	270	235	M8-1.25-237L	6.4
CMF-BT50-32-270-2°	2	31.5	47.9	2°	270	235	M8-1.25-237L	6.4
CMF-BT50-32-310	1	31.2	-	-	310	275	M8-1.25-277L	6.9
CMF-BT50-32-310-2°	2	31.5	50.7	2°	310	275	M8-1.25-277L	6.9

Ordering Code	Fig. No.	Dimensions / mm					Connecting Screw	KG
		d	D	θ	L	L1		
CMF-BT50-35-135	1	34.2	-	-	135	100	M10-1.5-097L	5.2
CMF-BT50-35-160	2	34.2	-	-	160	125	M10-1.5-127L	5.2
CMF-BT50-35-160-2°	2	34.5	43.3	2°	160	125	M10-1.5-127L	5.2
CMF-BT50-35-175-2°	2	34.5	44.3	2°	175	140	M10-1.5-137L	5.4
CMF-BT50-35-185	1	34.2	-	-	185	150	M10-1.5-152L	5.6
CMF-BT50-35-195-2°	2	34.5	45.7	2°	195	160	M10-1.5-162L	5.7
CMF-BT50-35-215-2°	2	34.5	47	2°	215	180	M10-1.5-177L	5.9
CMF-BT50-35-220-2°	2	34.5	47.4	2°	220	185	M10-1.5-187L	6
CMF-BT50-35-225	1	34.2	-	-	225	190	M10-1.5-192L	6
CMF-BT50-35-245-2°	2	34.2	49.2	2°	245	210	M10-1.5-212L	6.4
CMF-BT50-35-255	1	34.2	-	-	255	220	M10-1.5-222L	6.6
CMF-BT50-35-255-2°	2	34.5	49.5	2°	255	220	M10-1.5-222L	6.6
CMF-BT50-35-310-2°	2	34.5	53.7	2°	310	275	M10-1.5-272L	7.3
CMF-BT50-40-090	1	39	-	-	90	55	M10-1.5-052L	4.4
CMF-BT50-40-115	1	39	-	-	115	80	M10-1.5-077L	4.6
CMF-BT50-40-115-2°	2	39.5	45	2°	115	80	M10-1.5-077L	4.6
CMF-BT50-40-135	1	39	-	-	135	100	M10-1.5-097L	4.7
CMF-BT50-40-135-2°	2	39.5	46.5	2°	135	100	M10-1.5-097L	4.7
CMF-BT50-40-175	1	39	-	-	175	140	M10-1.5-137L	5.3
CMF-BT50-40-175-2°	2	39.5	49.3	2°	175	140	M10-1.5-137L	5.3
CMF-BT50-40-215-2°	2	39.5	52	2°	215	180	M10-1.5-177L	6.1
CMF-BT50-40-255	1	39	-	-	255	220	M10-1.5-217L	7
CMF-BT50-40-255-2°	2	39.5	54.9	2°	255	220	M10-1.5-217L	7
CMF-BT50-40-295	1	39	-	-	295	260	M10-1.5-262L	7.7
CMF-BT50-40-310-2°	2	39.5	58.7	2°	310	275	M10-1.5-272L	8
CMF-BT50-42-145-2°	2	39.5	47.2	2°	145	110	M10-1.5-112L	4.9
CMF-BT50-50-090	1	49	-	-	90	55	M12-1.75-053L	4.7
CMF-BT50-50-120	1	49	-	-	120	85	M12-1.75-083	5.2
CMF-BT50-50-120-2°	2	49.5	55.4	2°	120	85	M12-1.75-083	5.2
CMF-BT50-50-150	1	49	-	-	150	115	M12-1.75-113L	5.8
CMF-BT50-50-150-2°	2	49.5	57.5	2°	150	115	M12-1.75-113L	5.8
CMF-BT50-50-180	1	49	-	-	180	145	M12-1.75-143L	6
CMF-BT50-50-180-2°	2	49.5	59.6	2°	180	145	M12-1.75-143L	6
CMF-BT50-50-210	1	49	-	-	210	175	M12-1.75-173L	6.4
CMF-BT50-50-210-2°	2	49.5	61.7	2°	210	175	M12-1.75-173L	7.2
CMF-BT50-50-240-2°	2	49.5	63.8	2°	240	205	M12-1.75-203L	7.7
CMF-BT50-50-300	1	49	-	-	300	265	M12-1.75-263L	8
CMF-BT50-64-070	1	64	-	-	70	35	M12-1.75-033L	4.8
CMF-BT50-64-145	1	64	-	-	145	110	M12-1.75-108L	6.5
CMF-BT50-64-205	1	64	-	-	205	170	M12-1.75-168L	8.5

TBR-C 後拉搪刀桿 Straight shank for TBR / TRBH

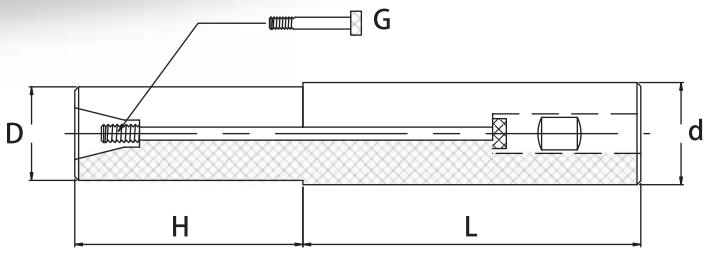

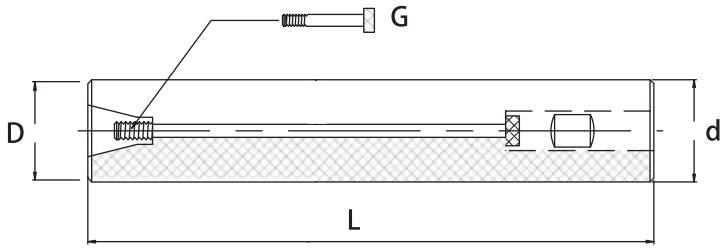

Ordering Code	Dimensions / mm				Connecting Screw	KG
	D	H	L	d		
TBR-C20-4D	19	58	70	20	M6-1.0-115L	0.3
TBR-C25-4D	24	75	80	25	M8-1.25-135L	0.55
TBR-C32-4D	31	100	90	32	M8-1.25-170L	1.1
TBR-C32-3.5D-M10	32	-	190	32	M10-1.5-165L	1.2

泰精超硬刀具有限公司 TEL:886-2-29967563
TAI JENG MACHINERY TOOL CO., LTD

BWN 側固式精搪頭 Side-lock micro heads

P M K N H

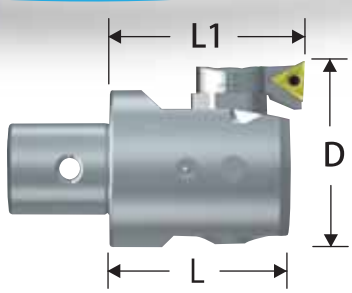

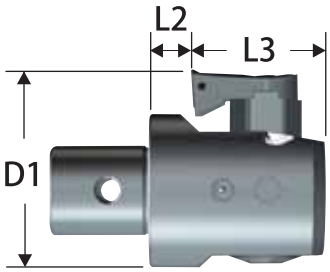

New

1刻度 0.01mm 中再加上1μm 游標　1μm veriner is add to the scale of 0.01mm increments

新的設計使加工精度更精準　The New design achieves stable machining accuracy

增加標準化背搪加工，擴展通用性　back boring available as standard , expanding versatility

精　搪　頭 Boring Head	延伸搪刀座 Extension Boring Holder	搪孔範圍 ØD Boring Range	L1	L	反搪孔範圍 ØD1 Reverse Boring Range	L2	L3
BWN20-CK1	—	20 – 26	33.25	31	—	10.7	20.3
	BNH1-M	25 – 31			30 – 31		
	BNH1-L	30 – 36			30 – 36		
BWN25-CK2	—	25 – 33	34.75	31	—	8.6	22.4
	BNH2-M	32 – 40			32 – 40		
	BNH2-L	39 – 47			39 – 47		
BWN32-CK3	—	32 – 42	38.5	35	—	8.5	26.5
	BNH3-M	41 – 51			46 – 51		
	BNH3-L	50 – 60			50 – 60		
BWN41-CK4	—	41 – 54	44.5	40	—	5.4	34.6
	BNH4-M	50 – 63			53 – 63		
	BNH4-L	61 – 74			61 – 74		
BWN53-CK5	—	53 – 70	57.25	53	61 – 70	13.7	39.3
	BNH5-M	65 – 82			65 – 82		
	BNH5-L	78 – 95			78 – 95		
BWN68-CK6	—	68 – 100	70.3	67	80 – 100	18.6	48.4
	BNH6-M	94 – 126			94 – 126		
	BNH6-L	118 – 150			118 – 153		
BWN100-CK6	—	100 – 153	70.3	67	108 – 153	18.6	48.4
	BNH6-M	126 – 179			126 – 179		
	BNH6-L	150 - 203			150 – 203		

＊ 延伸搪刀座為選購品　BNH_-M and BNH_-L must be ordered separatelly if required

＊ 背搪加工時，旋轉方向為反轉　back boring the rotation direction will be reversed

延伸搪刀座
Extension Boring Holder

BNH_-M

BNH_-L

BWN 精搪頭配件 Accessories for Fine Boring system

P M K N H

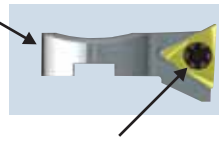

精 搪 頭 Boring Head	C 刀 片 座 Cutting Insert Holder		D 刀片螺絲 Insert Screw	板手 Wrench
BWN20-CK1	BN20	TPG0802	Y-BN-A M2-0.4	T7
BWN25-CK1	BN25			
BWN32-CK3	BN32			
BWN41-CK4	BN41-P	TPG1103	Y-BN-B M3-0.5	T10
	BN41-C	TCG1102	Y-BN-C M2.5-0.45	T7
BWN53-CK5	BN53-P	TPG1103	Y-BN-B M3-0.5	T10
	BN53-C	TCG1102	Y-BN-C M2.5-0.45	T7
BWN68-CK6	BN68-P	TPG1103	Y-BN-B M3-0.5	T10
	BN68-C	TCG1102	Y-BN-C M2.5-0.45	T7
BWN100-CK6	BN68-P	TPG1103	Y-BN-B M3-0.5	T10
	BN68-C	TCG1102	Y-BN-C M2.5-0.45	T7

For BWN Head	A	B
BWN20	Y-BN-01S	Y-BN-20
BWN20+BN1-M	Y-BN-01M	
BWN20+BN1-L	Y-BN-01L	
BWN25	Y-BN-02S	Y-BN25
BWN25+BN2-M	Y-BN-02M	
BWN25+BN2-L	Y-BN-02L	
BWN32	Y-BN-03S	Y-BN32
BWN32+BN3-M	Y-BN-03M	
BWN32+BN3-L	Y-BN-03L	

For BWN Head	A	B
BWN41	Y-BN-04S	Y-BN41
BWN41+BN4-M	Y-BN-04M	
BWN41+BN4-L	Y-BN-04L	
BWN53	Y-BN-05S	Y-BN53
BWN53+BN5-M	Y-BN-05M	
BWN53+BN5-L	Y-BN-05L	
BWN68	Y-BN-06S	Y-BN68
BWN68+BN6-M	Y-BN-06M	
BWN68+BN6-L	Y-BN-06L	
BWN100	Y-BN-06S	Y-BN68
BWN100+BN6-M	Y-BN-06M	
BWN100+BN6-L	Y-BN-06L	

TBRA 側固式精搪頭 Side-lock micro heads

P M K N H

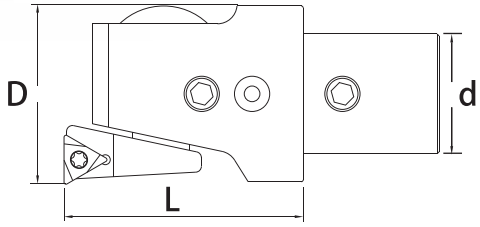

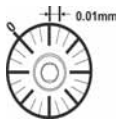

Ordering Code	Dimensions / mm			Insert	Insert Screw	Wrench	Key (mm)	KG
	D	d	L	MITSUBISHI / SUMITOMO				
TBRA-20	20 - 26	CK1	32	TCGT0601 / TPGT0802	Y-TBR20-1 / Y-TBR20-2 M2-0.4	T7/T6	2.0	0.2
TBRA-25	25 - 33	CK2	35	TCGT0601 / TPGT0802	Y-TBR20-1 / Y-TBR20-2 M2-0.4	T7/T6	2.5	0.22
TBRA-32	32 - 42	CK3	40	TPGX0802 / TPGT0802	Y-TBR32-1 / Y-TBR20-2 M2-0.4	T8/T6	3.0	0.32
TBRA-41	41 - 54	CK4	45	TPGX0802 / TCGT1102	Y-TBR32-1 / Y-TBR41-2 M2-0.4 /M2.5-0.45	T8/T7	4.0	0.6
TBRA-53	53 - 70	CK5	55	TPGX1103 / TCGT1102	Y-TBR53-1 / Y-TBR-41-2 M3-0.5 / M2.5-0.45	T10/T7	5.0	1.0
TBRA-68	68 - 100	CK6	66	TPGX1103/ TCGT1102	Y-TBR53-1 / Y-TBR-41-2 M3-0.5 / M2.5-0.45	T10/T7	5.0	2.0
TBRA-98	98 - 150	CK6	67	TPGX1103 / TCGT1102	Y-TBR53-1 / Y-TBR-41-2 M3-0.5 / M2.5-0.45	T10/T7	5.0	2.8

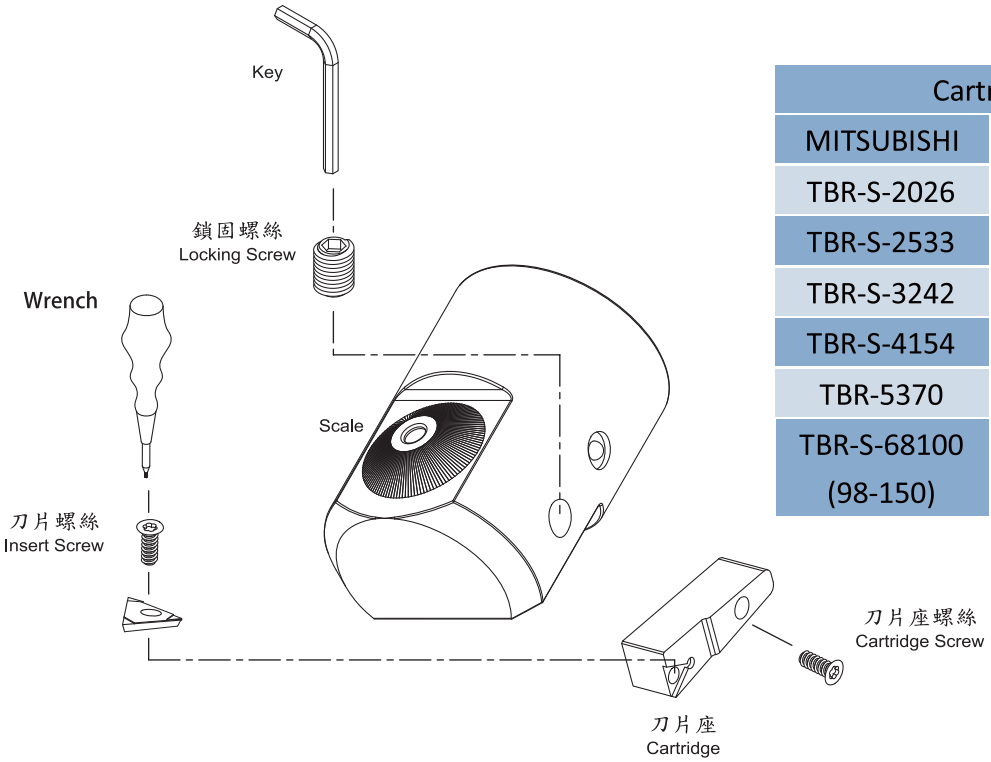

Cartridge		Cartridge Screw
MITSUBISHI	SUMITOMO	
TBR-S-2026	TBR-S-2026-1	Y-TBR-SL-20
TBR-S-2533	TBR-S-2533-1	Y-TBR-SL-25
TBR-S-3242	TBR-S-3242-1	Y-TBR-SL-32
TBR-S-4154	TBR-S-4154-1	Y-TBR-SL-41
TBR-5370	TBR-S-5370-1	Y-TBR-SL-53
TBR-S-68100 (98-150)	TBR-S-68100-1 (98-150)	Y-TBR-SL-68

TRBHA-CC 側固式粗搪頭 Side-lock rough boring heads

P M K N H

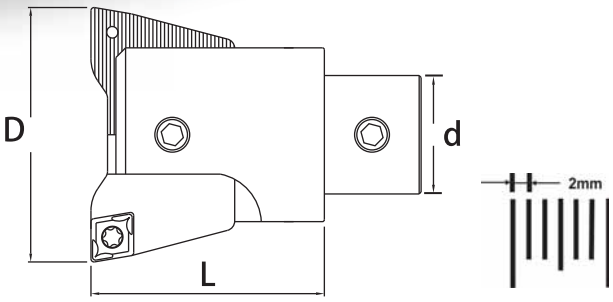

Ordering Code	Dimensions / mm				Insert Screw	Wrench	KEY (mm)	KG
	D	d	L					
TRBHA-C-25	25 - 33	CK2	35	CCMT0602	Y-TRBH-C-2532 M2.5-0.45	T8	4	0.15
TRBHA-C-32	32 – 42	CK3	40	CCMT0602	Y-TBRH-C-2532 M2.5-0.45	T8	5	0.24
TRBHA-C-41	41 – 54	CK4	50	CCMT09T3	Y-TRBH-C-4153 M4-0.7	T15	6	0.45
TRBHA-C-53	53 – 70	CK5	61	CCMT09T3	Y-TRBH-C-4153 M4-0.7	T15	6	0.7
TRBHA-C-68	68 – 91	CK6	75	CCMT1204	Y-TRBH-C-6890 M5-0.8	T20	8	1.2
TRBHA-C-90	90 - 122	CK6	75	CCMT1204	Y-TRBH-C-6890 M5-0.8	T20	6	2.2
TRBHA-C-121	121 - 151	CK6	75	CCMT1204	Y-TRBH-C-6890 M5-0.8	T20	6	2.4

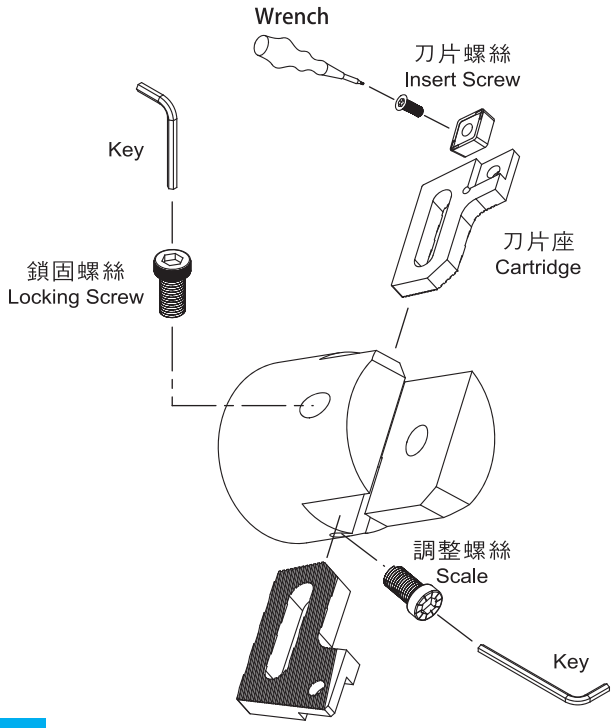

Cartridge	Locking Screw	Scale
TRBH-CC-25	Y-TRBH-SL-25	Y-TRBH-AD-25
TRBH-CC-32	Y-TRBH-SL-32	Y-TRBH-AD-32
TRBH-CC-41	Y-TRBH-SL-41	Y-TRBH-AD-41
TRBH-CC-53	Y-TRBH-SL-53	Y-TRBH-AD-53
TRBH-CC-68	Y-TRBH-SL-68	Y-TRBH-AD-68
TRBH-CC-90	Y-TRBH-SL-90	Y-TRBH-AD-90
TRBH-CC-121	Y-TRBH-SL-90	Y-TRBH-AD-90

泰精超硬刀具有限公司 TEL:886-2-29967563
TAI JENG MACHINERY TOOL CO., LTD

TRBHA-SC 側固式粗搪頭 Side-lock rough boring heads

P M K H

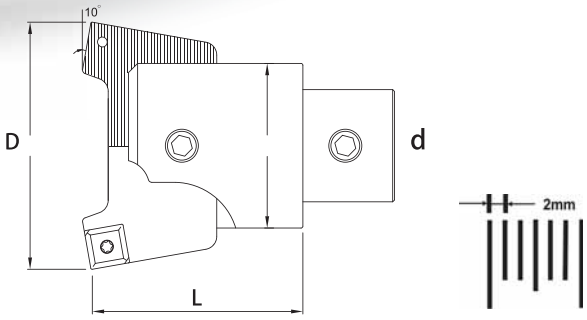

Ordering Code	Dimensions / mm				Insert Screw	Wrench	KEY (mm)	KG
	D	d	L					
TRBHA-S-25	25 – 33	CK2	35	SPMT0602	Y-TRBH-S-25 M2-0.45	T8	4	0.15
TRBHA-S-32	32 – 42	CK3	40	SCMT0702	Y-TRBH-S-32 M3-0.5	T10	5	0.24
TRBHA-S-41	41 – 54	CK4	50	SCMT09T3	Y-TRBH-S-4153 M4-0.7	T15	6	0.45
TRBHA-S-53	53 – 70	CK5	61	SCMT09T3	Y-TRBH-S-4153 M4-0.7	T15	6	0.7
TRBHA-S-68	68 – 91	CK6	75	SCMT1204	Y-TRBH-S-6890 M5-0.8	T20	8	1.2
TRBHA-S-90	90 - 122	CK6	75	SCMT1204	Y-TRBH-S-6890 M5-0.8	T20	6	2.2
TRBHA-S-121	121-151	CK6	75	SCMT1204	Y-TRBH-S-6890 M5-0.8	T20	6	2.4

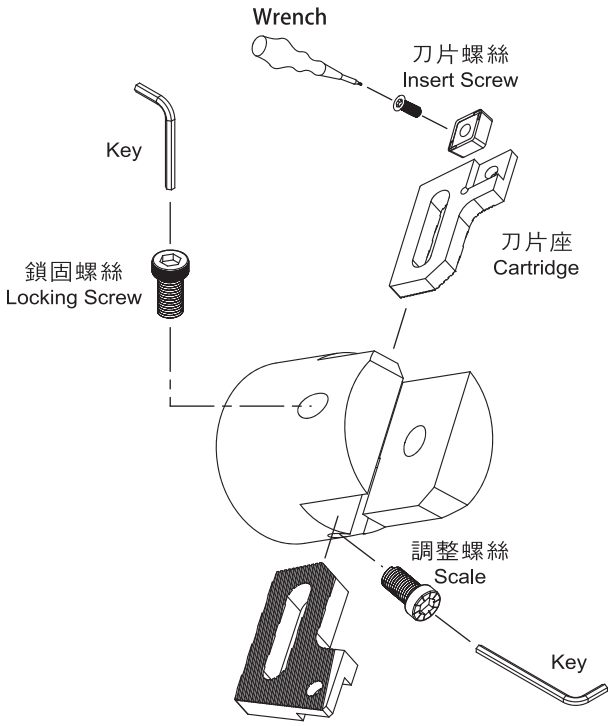

Cartridge	Locking Screw	Scale
TRBH-SC-25	Y-TRBH-SL-25	Y-TRBH-AD-25
TRBH-SC-32	Y-TRBH-SL-32	Y-TRBH-AD-32
TRBH-SC-41	Y-TRBH-SL-41	Y-TRBH-AD-41
TRBH-SC-53	Y-TRBH-SL-53	Y-TRBH-AD-53
TRBH-SC-68	Y-TRBH-SL-68	Y-TRBH-AD-68
TRBH-SC-90	Y-TRBH-SL-90	Y-TRBH-AD-90
TRBH-SC-121	Y-TRBH-SL-90	Y-TRBH-AD-90

CMFA-BT40 側固搪刀柄 Side-lock BT40 arbor

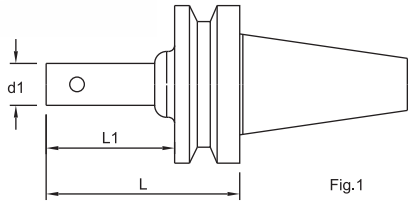

Fig.1

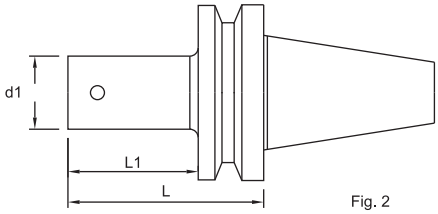

Fig. 2

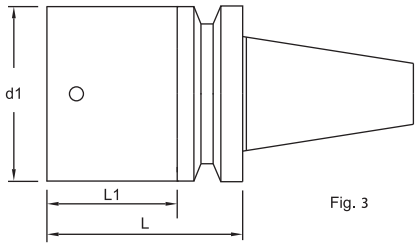

Fig. 3

Ordering code	Dimensions / mm				Fig. No.	Key (mm)	KG
	d1	L	L1	CK NO.			
CMFA-BT40-20-4D	19	87	47	CK1	1	2	1.2
CMFA-BT40-20-6D	19	127	87	CK1	1	2	1.3
CMFA-BT40-25-4D	24	88	63	CK2	2	2.5	1.3
CMFA-BT40-25-6D	24	138	113	CK2	2	2.5	1.5
CMFA-BT40-32-4D	31	113	88	CK3	2	3	1.5
CMFA-BT40-32-6D	31	177	152	CK3	2	3	1.9
CMFA-BT40-41-2.5D	39	90	65	CK4	2	4	1.6
CMFA-BT40-41-4D	39	142	117	CK4	2	4	2.1
CMFA-BT40-41-6D	39	224	199	CK4	2	4	3.0
CMFA-BT40-53-2.5D	50	110	85	CK5	2	5	2.2
CMFA-BT40-53-4D	50	180	155	CK5	2	5	3.2
CMFA-BT40-53-6D	50	286	261	CK5	2	5	4.9
CMFA-BT40-68-2.5D	64	132	107	CK6	3	6	3.5
CMFA-BT40-68-4D	64	227	202	CK6	3	6	5.7
CMFA-BT40-68-6D	64	363	338	CK6	3	6	9.0

泰精超硬刀具有限公司 TEL:886-2-29967563
TAI JENG MACHINERY TOOL CO., LTD

CMFA-BT50 側固式搪刀柄 Side-lock BT50 arbor

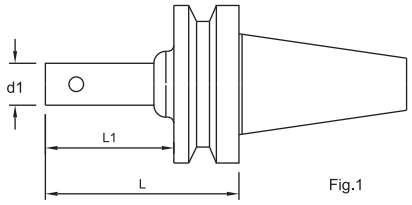

Fig.1

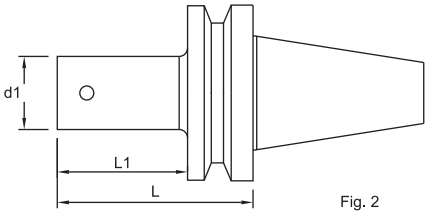

Fig. 2

Ordering code	Dimensions / mm				Fig. No.	Key (mm)	KG
	d1	L	L1	CK NO.			
CMFA-BT50-20-4D	19	97	47	CK1	1	2	4.0
CMFA-BT50-20-6D	19	137	87	CK1	1	2	4.1
CMFA-BT50-25-4D	24	98	63	CK2	2	2.5	4.1
CMFA-BT50-25-6D	24	148	113	CK2	2	2.5	4.2
CMFA-BT50-32-4D	31	123	88	CK3	2	3	4.3
CMFA-BT50-32-6D	31	187	150	CK3	2	3	4.8
CMFA-BT50-41-2.5D	39	100	65	CK4	2	4	4.2
CMFA-BT50-41-4D	39	152	117	CK4	2	4	4.8
CMFA-BT50-41-6D	39	234	199	CK4	2	4	5.6
CMFA-BT50-53-2.5D	50	120	85	CK5	2	5	4.8
CMFA-BT50-53-4D	50	190	155	CK5	2	5	6.0
CMFA-BT50-53-6D	50	296	261	CK5	2	5	7.5
CMFA-BT50-68-2.5D	64	142	107	CK6	2	6	6.2
CMFA-BT50-68-4D	64	237	202	CK6	2	6	8.4
CMFA-BT50-68-6D	64	373	338	CK6	2	6	11.8

TBRA-C 側固直柄搪刀柄 Straight shank for TBRA

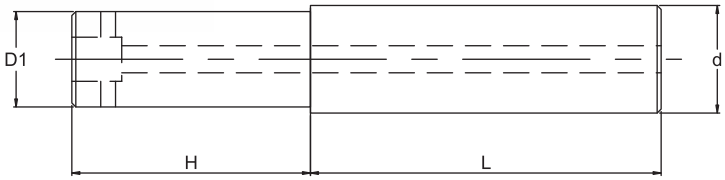

Ordering Code	Dimensions / mm				Key (mm)	KG
	D	H	L	d		
TBRA-C20-4D	19	58	70	20	2	0.3
TBRA-C25-4D	24	75	80	25	2.5	0.55
TBRA-C32-4D	31	100	90	32	3	1.1

泰精超硬刀具有限公司 TEL:886-2-29967563
TAI JENG MACHINERY TOOL CO., LTD

HB-BT40 鎖牙式刀柄 Screw-lock BT40 arbor

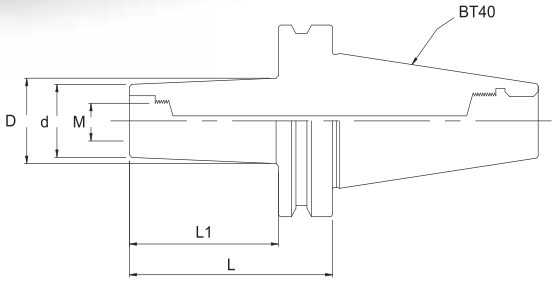

Ordering code	Dimensions / mm					KG
	D	d	L	L1	M	
HB-BT40-1630	15	14	58	30	M8	1.1
HB-BT40-1650	17	14	78	50	M8	1.2
HB-BT40-2030	19	18	58	30	M10	1.2
HB-BT40-2050	21	18	78	50	M10	1.25
HB-BT40-2530	24	21	58	30	M12	1.2
HB-BT40-2550	24	21	78	50	M12	1.25
HB-BT40-2570	26	21	98	70	M12	1.4
HB-BT40-3030	34	29	58	30	M16	1.25
HB-BT40-3050	29	29	78	50	M16	1.3

KD 直柄鎖牙刀桿(合金鋼) Screw-lock straight shank (Alloy Tool Steel)

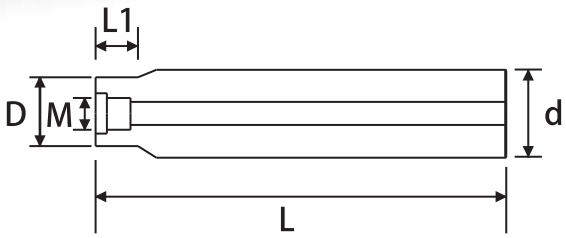

Ordering code	Dimensions / mm				
	D	d	L1	L	M
KD-1616B-150-M08	14	16	10	150	M8
KD-2020B-150-M10	18	20	12	150	M10
KD-2525B-200-M12	23	25	15	200	M12
KD-3232B-200-M16	29	32	18	200	M16

Ordering code	Dimensions / mm				
	D	d	L1	L	M
KD-1616B-200-M08	14	16	10	200	M8
KD-2020B-200-M10	18	20	12	200	M10
KD-2525B-250-M12	23	25	15	250	M12
KD-3232B-250-M16	29	32	18	250	M16

SCS 鎢鋼抗震刀柄 Tungsten Carbide Anti-Vibration Holder

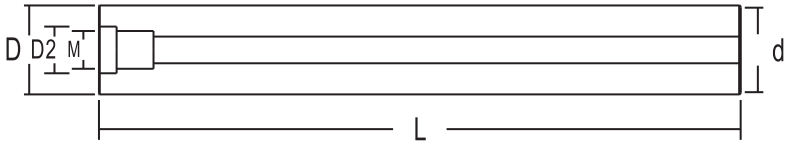

Ordering code	Dimensions / mm				
	D	d	L	D2	M
SCS-10-10-100	10	10	100	5.5	M5
SCS-10-10-150	10	10	150	5.5	M5
SCS-12-12-100	12	12	100	6.5	M6
SCS-12-12-150	12	12	150	6.5	M6
SCS-12-12-200	12	12	200	6.5	M6
SCS-16-16-100	16	16	100	8.5	M8
SCS-16-16-150	16	16	150	8.5	M8
SCS-16-16-200	16	16	200	8.5	M8
SCS-16-16-250	16	16	250	8.5	M8
SCS-16-16-300	16	16	300	8.5	M8
SCS-20-20-100	20	20	100	10.5	M10
SCS-20-20-150	20	20	150	10.5	M10
SCS-20-20-200	20	20	200	10.5	M10
SCS-20-20-250	20	20	250	10.5	M10
SCS-20-20-300	20	20	300	10.5	M10
SCS-20-20-350	20	20	350	10.5	M10
SCS-25-25-150	25	25	150	12.5	M12
SCS-25-25-200	25	25	200	12.5	M12
SCS-25-25-250	25	25	250	12.5	M12
SCS-25-25-300	25	25	300	12.5	M12
SCS-32-32-150	32	32	150	17	M16
SCS-32-32-200	32	32	200	17	M16
SCS-32-32-250	32	32	250	17	M16
SCS-32-32-300	32	32	300	17	M16
SCS-32-32-400	32	32	400	17	M16

泰精超硬刀具有限公司 TEL:886-2-29967563
TAI JENG MACHINERY TOOL CO., LTD

SEC-06A 側銑快削刀 Shoulder milling cutters

P M 90°



Ordering Code		Dimensions / mm				Flutes		Screw	Wrench
Standard	With Coolant	D	d	L1	L				
SEC-06A-1002-10B-080	SEC-06A-1002-10B-080-C	10	10	20	80	2	ADMT0602 XOMX0602	Y-SEC06A M1.8-0.35	IP6
SEC-06A-1102-10B-080	SEC-06A-1102-10B-080-C	11	10	18	80	2			
SEC-06A-1202-12B-080	SEC-06A-1202-12B-080-C	12	12	18	80	2			
SEC-06A-1202-12B-120		12	12	18	120	2			
SEC-06A-1302-12B-120		13	12	18	120	2			
SEC-06A-1604-16B-150		16	16	20	150	4			
SEC-06A-1704-16B-150		17	16	20	150	4			
SEC-06A-2104-20B-150		21	20	20	150	4			



Ordering Code		Dimensions / mm			Flutes		Screw	Wrench
Standard	With Coolant	D	L	M				
SEC-06A-1002-M05		10	18	M05	2	ADMT0602 XOMX0602	Y-SEC06A M1.8-0.35	IP6
SEC-06A-1102-M05		11	18	M05	2			
SEC-06A-1202-M06	SEC-06A-1202-M06-C	12	18	M06	2			
SEC-06A-1203-M06	SEC-06A-1203-M06-C	12	18	M06	3			
SEC-06A-1302-M06		13	18	M06	2			
SEC-06A-1303-M06	SEC-06A-1303-M06-C	13	18	M06	3			
SEC-06A-1604-M08		16	25	M08	4			
SEC-06A-1704-M08		17	25	M08	4			
SEC-06A-2104-M10		21	28	M10	4			

SEC09A 側銑快削刀 Shoulder milling cutters

P M K H

Ordering Code	Dimensions / mm			Flutes		Screw	Wrench
	D	d	L				
SEC-09A-1602-16B-150	16	16	150	2	XOMX0903	Y-SEC09A M2.5-0.45	IP8
SEC-09A-1702-16B-150	17	16	150	2			
SEC-09A-2003-20B-150	20	20	150	3			
SEC-09A-2103-20B-150	21	20	150	3			
SEC-09A-2503-25B-150	25	25	150	3			
SEC-09A-2603-25B-150	26	25	150	3			

Ordering Code	Dimensions / mm			Flutes		Screw	Wrench
	D	L	M				
SEC-09A-1702-M08	17	30	M08	2	XOMX0903	Y-SEC09A M2.5-0.45	IP8
SEC-09A-2103-M10	21	30	M10	3			
SEC-09A-2603-M12	26	35	M12	3			

泰精超硬刀具有限公司 TEL:886-2-29967563
TAI JENG MACHINERY TOOL CO., LTD

SAF07R 側銑快削刀 Shoulder milling cutters

P M K H



Ordering Code	Dimensions / mm			Flutes		Screw	Wrench
	D	d	L				
SAF07R-0801-10B-100	08	10	100	1	RT0702	Y-SAF07R M2-0.4	IP6
SAF07R-1002-10B-150	10	10	150	2			
SAF07R-1102-10B-150	11	10	150	2			
SAF07R-1202-12B-150	12	12	150	2			
SAF07R-1302-12B-150	13	12	150	2			
SAF07R-1603-16B-150	16	16	150	3			
SAF07R-1703-16B-150	17	16	150	3			
SAF07R-2004-20B-150	20	20	150	4			
SAF07R-2104-20B-150	21	20	150	4			





Ordering Code	Dimensions / mm			Flutes		Screw	Wrench
	D	M	L				
SAF07R-1002-M05	10	M05	18	2	RT0702	Y-SAF07R M2-0.4	IP6
SAF07R-1102-M05	11	M06	18	2			
SAF07R-1202-M06	12	M06	18	2			
SAF07R-1302-M06	13	M06	18	2			
SAF07R-1603-M08	16	M08	25	3			
SAF07R-1703-M08	17	M08	25	3			
SAF07R-2104-M10	21	M10	28	4			

SAF10R 側銑快削刀 Shoulder milling cutters

P M K H

Ordering Code	Dimensions / mm			Flutes		Screw	Wrench
	D	d	L				
SAF10R-1602-16B-150	16	16	150	2	RT1003	Y-SAF10R M2.5-0.45	IP8
SAF10R-1702-16B-150	17	16	150	2			
SAF10R-2002-20B-150	20	20	150	2			
SAF10R-2003-20B-150	20	20	150	3			
SAF10R-2102-20B-150	21	20	150	2			
SAF10R-2103-20B-150	21	20	150	3			
SAF10R-2503-25B-150	25	25	150	3			
SAF10R-2603-25B-150	26	25	150	3			
SAF10R-3205-32B-150	32	32	150	5			
SAF10R-3505-32B-150	35	32	150	5			



Ordering Code	Dimensions / mm			Flutes		Screw	Wrench
	D	M	L				
SAF10R-1702-M08	17	M08	25	2	RT1003	Y-SAF10R M2.5-0.45	IP8
SAF10R-2103-M10	21	M10	30	3			
SAF10R-2603-M12	26	M12	35	3			
SAF10R-2604-M12	26	M12	35	4			
SAF10R-3305-M16	33	M16	45	5			
SAF10R-3504-M16	35	M16	45	4			

泰精超硬刀具有限公司 TEL:886-2-29967563
TAI JENG MACHINERY TOOL CO., LTD

SAN11X 側銑快削刀 Shoulder milling cutters

P M K N H



Ordering Code	Dimensions / mm				Flutes		Screw	Wrench
	D	d	L1	L				
SAN11X-1602-16B-150	16	16	25	150	2	XPKT11T3 R390-11T3	Y-SAN11X M2.5-0.45	IP8
SAN11X-1702-16B-150	17	16	25	150	2			
SAN11X-1802-16B-150	18	16	25	150	2			
SAN11X-2002-20B-150	20	20	25	150	2			
SAN11X-2003-20B-150	20	20	25	150	3			
SAN11X-2102-20B-150	21	20	25	150	2			
SAN11X-2103-20B-150	21	20	25	150	3			
SAN11X-2202-20B-150	22	20	25	150	2			
SAN11X-2203-20B-150	22	20	25	150	3			
SAN11X-2504-25B-150	25	25	40	150	4			
SAN11X-2604-25B-150	26	25	40	150	4			
SAN11X-3004-25B-150	30	25	40	150	4			
SAN11X-3205-32B-150	32	32	40	150	5			
SAN11X-3505-32B-150	35	32	40	150	5			
SAN11X-4006-32B-150	40	32	40	150	6			
SAN11X-050R07-22.0	50	22.0	-	40	7			
SAN11X-063R08-25.4	63	25.4	-	50	8			

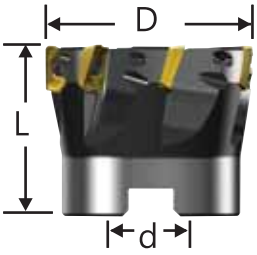



Ordering Code	Dimensions / mm			Flutes		Screw	Wrench
	D	L	M				
SAN11X-1702-M08	17	25	M08	2	XPKT11T3 R390-11T3	Y-SAN11X M2.5-0.45	IP8
SAN11X-2103-M10	21	30	M10	3			
SAN11X-2604-M12	26	35	M12	4			
SAN11X-3004-M12	30	40	M12	4			
SAN11X-3304-M16	33	45	M16	4			
SAN11X-3505-M16	35	45	M16	5			

SAN17X 側銑快削刀 Shoulder milling cutters

P M K N H



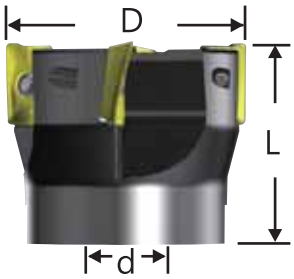

Ordering Code	Dimensions / mm				Flutes		Screw	Wrench
	D	d	L1	L				
SAN17X-2502-25B-150	25	25	50	150	2	R390-1704	Y-SAN17X M3.5-0.6	IP15
SAN17X-3002-25B-150	30	25	40	150	2			
SAN17X-3203-32B-150	32	32	40	150	3			
SAN17X-3503-32B-150	35	32	40	150	3			
SAN17X-4003-32B-150	40	32	40	150	3			
SAN17X-050R04-22.0	50	22.0	-	40	4			
SAN17X-063R05-25.4	63	25.4	-	50	5			
SAN17X-080R06-25.4	80	25.4	-	50	6			
SAN17X-100R07-31.75	100	31.75	-	50	7			

泰精超硬刀具有限公司 TEL:886-2-29967563
TAI JENG MACHINERY TOOL CO., LTD

SUM12A 側銑快削刀 Shoulder milling cutters

P M K N

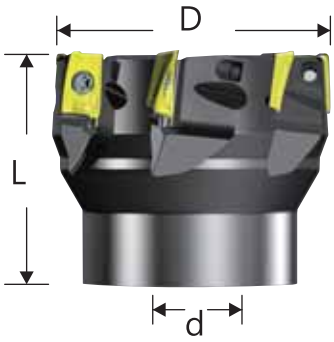

Ordering Code	Dimensions / mm			Flutes		Screw	Wrench
	D	d	L				
SUM12A-1602-16B-150	16	16	150	2	AXMT1235	Y-SUM12A M3-0.5	IP8
SUM12A-1702-16B-150	17	16	150	2			
SUM12A-2003-20B-150	20	20	150	3			
SUM12A-2103-20B-150	21	20	150	3			
SUM12A-2504-25B-150	25	25	150	4			
SUM12A-2604-25B-150	26	25	150	4			
SUM12A-3004-25B-150	30	25	150	4			
SUM12A-3205-32B-150	32	32	150	5			
SUM12A-4006-32B-150	40	32	150	6			
SUM12A-050R07-22.0	50	22.0	40	7			
SUM12A-063R08-25.4	63	25.4	50	8			

SUM17A 側銑快削刀 Shoulder milling cutters

P M K N H



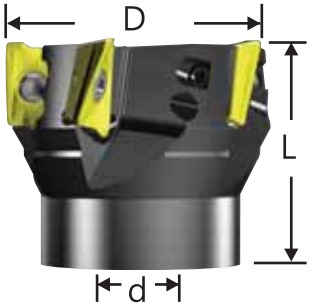

Ordering Code	Dimensions / mm				Flutes		Screw	Wrench
	D	d	L1	L				
SUM17A-2502-25B-150	25	25	33	150	2	AXMT1705	Y-SUM17A M4-0.7	IP15
SUM17A-2802-25B-150	28	25	33	150	2			
SUM17A-3003-25B-150	30	25	35	150	3			
SUM17A-3203-32B-150	32	32	40	150	3			
SUM17A-3503-32B-150	35	32	40	150	3			
SUM17A-4004-32B-150	40	32	40	150	4			
SUM17A-050R05-22.0	50	22.0	-	40	5			
SUM17A-063R06-25.4	63	25.4	-	50	6			
SUM17A-080R07-25.4	80	25.4	-	50	7			
SUM17A-100R08-31.75	100	31.75	-	50	8			

泰精超硬刀具有限公司 TEL:886-2-29967563
TAI JENG MACHINERY TOOL CO., LTD

CER11X 側銑快削刀 Shoulder milling cutters

P M 90°

Ordering code	Dimensions / mm				Flutes		Screw	Wrench
	D	L1	d	L				
CER11X-1602-16B-150	16	32	16	150	2	XDKT11T3	Y-CER11X M2.5-0.45	IP8
CER11X-1702-16B-150	17	32	16	150	2			
CER11X-2002-20B-150	20	32	20	150	2			
CER11X-2102-20B-150	21	32	20	150	2			

CER15X 側銑快削刀 Shoulder milling cutters

P M 90°



Ordering code	Dimensions / mm				Flutes		Screw	Wrench
	D	L1	d	L				
CER15X-2502-25B-150	25	32	25	150	2	XDKT1505	Y-CER15X M3.5-0.6	IP15
CER15X-2502-25B-200	25	32	25	200	2			
CER15X-2602-25B-150	26	32	25	150	2			
CER15X-2602-25B-200	26	32	25	200	2			
CER15X-3203-32B-150	32	40	32	150	3			
CER15X-3203-32B-200	32	40	32	200	3			
CER15X-3303-32B-150	33	40	32	150	3			
CER15X-3303-32B-200	33	40	32	200	3			

BIC 側銑快削刀 Shoulder milling cutters

P M K



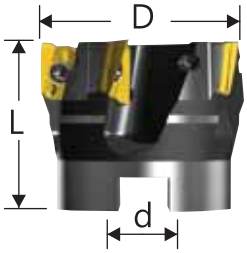

Ordering code	Dimensions / mm				Flutes		Screw	Wrench
	D	L1	d	L				
BIC16A-1602-16B-150	16	25	16	150	2	ARG1609	Y-BIC16A M2.5-0.45	T8
BIC16A-1702-16B-150	17	25	16	150	2			
BIC20A-2003-20B-150	20	30	20	150	3	ARG2009	Y-BIC20A M2.5-0.45	T8
BIC20A-2103-20B-150	21	30	20	150	3			
BIC25A-2503-25B-150	25	35	25	150	3	ARG2509	Y-BIC25A M2.5-0.45	T8
BIC25A-2503-25B-200	25	35	25	200	3			
BIC25A-2603-25B-150	26	35	25	150	3			
BIC25A-2603-25B-200	26	35	25	200	3			
BIC32A-3203-32B-150	32	35	32	150	3	ARG3211	Y-BIC32A M3.5-0.6	T15
BIC32A-3203-32B-200	32	35	32	200	3			
BIC32A-3303-32B-150	33	35	32	150	3			
BIC32A-3303-32B-200	33	35	32	200	3			
BIC40A-4004-32B-150	40	40	32	150	4	ARG4011	Y-BIC40A M3.5-0.6	T15
BIC40A-5005-32B-150	50	40	32	150	5			
BIC40A-050R05-22.0	50	-	22.0	40	5			

泰精超硬刀具有限公司 TEL:886-2-29967563
TAI JENG MACHINERY TOOL CO., LTD

KYO11B 側銑快削刀 Shoulder milling cutters

P M K N H

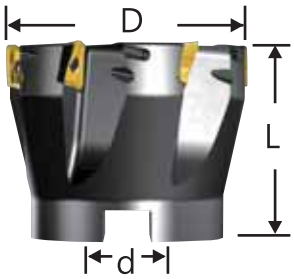

Ordering Code	Dimensions / mm				Flutes		Screw	wrench
	D	d	L1	L				
KYO11B-1602-16B-150	16	16	32	150	2	BDMT11T3	Y-KMEC M2.5-0.45	T8
KYO11B-1702-16B-150	17	16	32	150	2			
KYO11B-2003-20B-150	20	20	32	150	3			
KYO11B-2103-20B-150	21	20	32	150	3			
KYO11B-2503-25B-150	25	25	32	150	3			
KYO11B-2504-25B-150	25	25	32	150	4			
KYO11B-2604-25B-150	26	25	32	150	4			
KYO11B-3004-25B-150	30	25	32	150	4			
KYO11B-3504-32B-150	35	32	32	150	4			
KYO11B-4005-32B-150	40	32	32	150	5			
KYO11B-050R05-22.0	50	22.0	-	40	5			
KYO11B-063R06-25.4	63	25.4	-	50	6			

KYO17B 側銑快削刀 Shoulder milling cutters

P M K

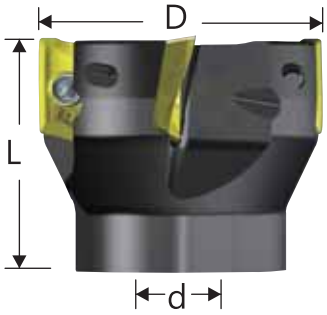

Ordering Code	Dimensions / mm			Flutes		Screw	Wrench
	D	d	L				
KYO17B-2502-25B-150	25	25	150	2	BDMT1704	Y-KYO17B M4-0.7	T15
KYO17B-2602-25B-150	26	25	150	2			
KYO17B-3203-32B-150	32	32	150	3			
KYO17B-3503-32B-150	35	32	150	3			
KYO17B-4004-32B-150	40	32	150	4			
KYO17B-050R04-22.0	50	22.0	40	4			
KYO17B-063R05-25.4	63	25.4	50	5			
KYO17B-080R06-25.4	80	25.4	50	6			
KYO17B-100R07-31.75	100	31.75	62	7			

泰精超硬刀具有限公司 TEL:886-2-29967563
TAI JENG MACHINERY TOOL CO., LTD

MIT12A 側銑快削刀 Shoulder milling cutters

P M K N H



Ordering Code	Dimensions / mm				Flutes		Screw	Wrench
	D	d	L1	L				
MIT12A-1602-16B-150	16	16	30	150	2	AOMT1236	Y-MIT12A-M M2.5-0.45	IP7
MIT12A-1702-16B-150	17	16	30	150	2			
MIT12A-1802-16B-150	18	16	30	150	2			
MIT12A-2003-20B-150	20	20	30	150	3			
MIT12A-2103-20B-150	21	20	30	150	3			
MIT12A-2504-25B-150	25	25	30	150	4		Y-MIT12A-L M2.5-0.45	
MIT12A-2603-25B-150	26	25	30	150	3			
MIT12A-2604-25B-150	26	25	30	150	4			
MIT12A-3004-25B-150	30	25	35	150	4			
MIT12A-3204-32B-150	32	32	35	150	4			
MIT12A-3204-32B-200	32	32	35	200	4			
MIT12A-3205-32B-150	32	32	35	150	5			
MIT12A-3505-32B-150	35	32	32	150	5			
MIT12A-4006-32B-150	40	32	32	150	6			
MIT12A-050R07-22.0	50	22.0	-	40	7			
MIT12A-063R08-25.4	63	25.4	-	50	8			

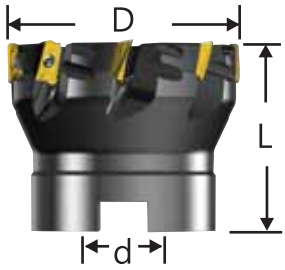





Ordering Code		Dimensions / mm			Flutes		Screw	Wrench
Standard	With Coolant	D	M	L				
MIT12A-1702-M08	MIT12A-1702-M08-C	17	M08	25	2	AOMT 1236	Y-MIT12A-M M2.5-0.45	IP7
MIT12A-2103-M10	MIT12A-2103-M10-C	21	M10	28	3			
MIT12A-2604-M12	MIT12A-2604-M12-C	26	M12	35	4		Y-MIT12A-L M2.5-0.45	
MIT12A-3305-M16	MIT12A-3305-M16-C	33	M16	40	5			
MIT12A-3505-M16	MIT12A-3505-M16-C	35	M16	45	5			

CAP10A 側銑快削刀 Shoulder milling cutters

P M N H

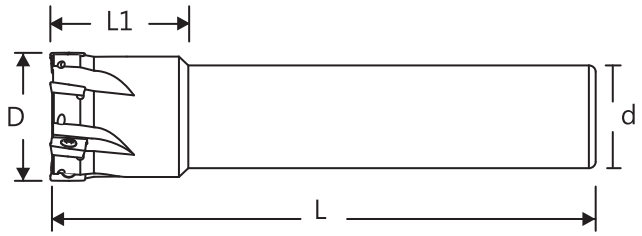

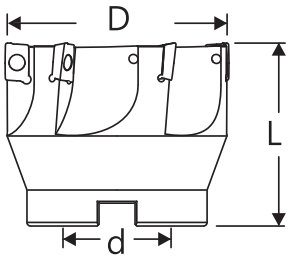

Ordering code	Dimensions / mm				Flutes		Screw	Wrench
	D	d	L1	L				
CAP10A-16-150	16	16	30	150	2	APKT1003	Y-CAP10A M2.5-0.45	T8
CAP10A-17-150	17	16	30	150	2			
CAP10A-18-150	18	16	30	150	2			
CAP10A-20-150	20	20	30	150	2			
CAP10A-20-150-3	20	20	30	150	3			
CAP10A-21-150	21	20	30	150	2			
CAP10A-21-150-3	21	20	30	150	3			
CAP10A-22-150	22	20	40	150	2			
CAP10A-22-150-3	22	20	40	150	3			
CAP10A-25-160	25	25	40	160	4			
CAP10A-26-160	26	25	40	160	4			
CAP10A-28-160	28	25	40	160	4			
CAP10A-30-160	30	25	40	160	4			
CAP10A-32-160	32	32	40	160	4			
CAP10A-35-160	35	32	40	160	4			
CAP10A-35-160-5	35	32	40	160	5			
CAP10A-40-160	40	32	40	160	5			
CAP10A-45-160	45	32	40	160	5			
CAP10A-50-22.0	50	22.0	-	40	5			
CAP10A-63-25.4	63	25.4	-	50	6			

泰精超硬刀具有限公司 TEL:886-2-29967563
TAI JENG MACHINERY TOOL CO., LTD

HAP10A 側銑快削刀 Shoulder milling cutters

P M N H

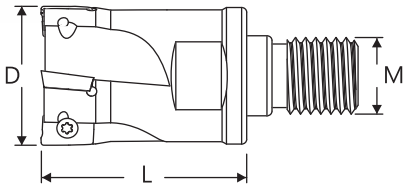

Ordering code	Dimensions / mm			Flutes		Screw	Wrench
	D	L	M				
HAP10A-1602	16	25	M8	2	APKT1003	Y-CAP10A M2.5-0.45	T8
HAP10A-1702	17	25	M8	2			
HAP10A-2002	20	30	M10	2			
HAP10A-2003	20	30	M10	3			
HAP10A-2102	21	30	M10	2			
HAP10A-2103	21	30	M10	3			
HAP10A-2504	25	35	M12	4			
HAP10A-2604	26	35	M12	4			
HAP10A-3004	30	45	M12	4			
HAP10A-3505	35	45	M16	5			

CAP16 側銑快削刀 Shoulder milling cutters

P M K N H

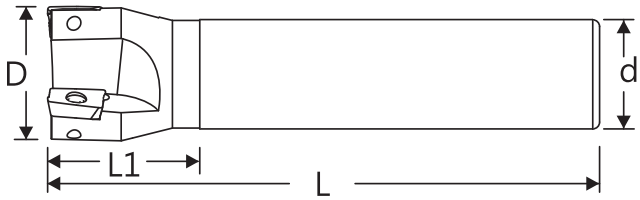

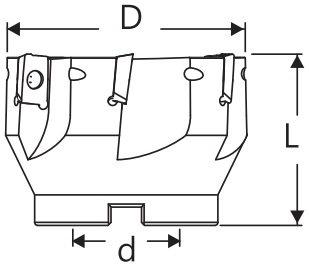

Ordering Code	Dimensions / mm				Flutes		Screw	Wrench
	D	d	L1	L				
CAP16-25-150	25	25	35	150	2	APKT1604	Y-CAP16 M4-0.7	T15
CAP16-26-150	26	25	35	150	2			
CAP16-30-150	30	25	43	150	2			
CAP16-32-160	32	32	45	160	3			
CAP16-35-160	35	32	43	160	3			
CAP16-40-160	40	32	43	160	3			
CAP16-50-22.0	50	22.0	-	40	4			
CAP16-63-25.4	63	25.4	-	50	5			
CAP16-80-25.4	80	25.4	-	55	6			
CAP16-100-31.75	100	31.75	-	55	7			

泰精超硬刀具有限公司 TEL:886-2-29967563
TAI JENG MACHINERY TOOL CO., LTD

TAPW400R 側銑快削刀 Shoulder milling cutters

P M N H

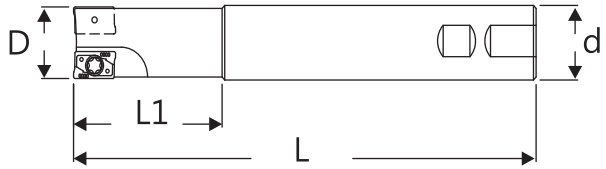

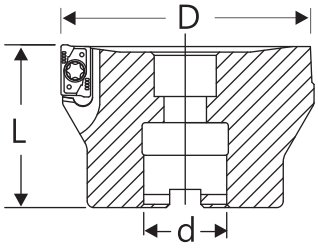

Order code	Dimensions / mm				Flutes		Screw	Wrench
	D	L1	d	L				
TAPW400R-25-150	25	35	25	150	2	APET1604 APKT1604 APLT1604	Y-TAPW400 M4-0.7	T15
TAPW400R-25-200	25	35	25	200	2			
TAPW400R-25-250	25	35	25	250	2			
TAPW400R-26-150	26	35	25	150	2			
TAPW400R-28-150	28	43	25	150	2			
TAPW400R-30-150	30	43	25	150	2			
TAPW400R-30-200	30	43	25	200	2			
TAPW400R-32-150-2	32	45	32	150	2			
TAPW400R-32-150-3	32	45	32	150	3			
TAPW400R-32-250	32	45	32	250	3			
TAPW400R-35-150	35	43	32	150	3			
TAPW400R-35-200	35	43	32	200	3			
TAPW400R-35-300	35	43	32	300	3			
TAPW400R-35-350	35	43	32	350	3			
TAPW400R-40-150	40	43	32	150	3			
TAPW400R-40-200	40	43	32	200	3			
TAPW400R-50-150-32	50	43	32	150	4			
TAPW400R-50-150-42	50	43	42	150	4			
TAPW400R-50-22.0	50	-	22.0	40	4			
TAPW400R-63-25.4	63	-	25.4	50	5			
TAPW400R-80-25.4	80	-	25.4	50	6			
TAPW400R-100-31.75	100	-	31.75	50	7			

TAPE 側銑快削刀 Shoulder milling cutters

P M K

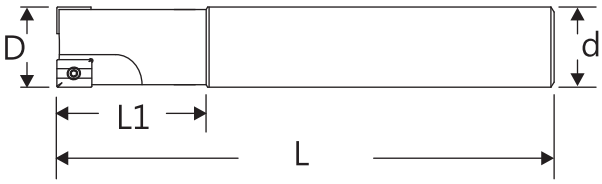

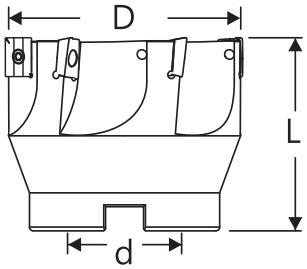

● 軟金屬加工(銅、鋁)有專用刀片 Specialized in copper and aluminum

Ordering code	Dimensions / mm				Flutes		Screw	Wrench
	D	L1	d	L				
TAPE-16-120	16	35	16	120	2 / 3	APET0803 APKT0803	Y-TAPE M2.5-0.45	T8
TAPE-16-160	16	35	16	160	2 / 3			
TAPE-17-160	17	30	16	160	2 / 3			
TAPE-20-120	20	35	20	120	2 / 4			
TAPE-20-160	20	35	20	160	2 / 4			
TAPE-20-200-2	20	35	20	200	2			
TAPE-21-160	21	30	20	160	2 / 4			
TAPE-25-160-4	25	40	25	160	4			
TAPE-26-160-4	26	30	25	160	4			
TAPE-30-160-4	30	40	25	160	4			
TAPE-35-160-4	35	40	32	160	4			
TAPE-40-160-4	40	40	32	160	4			
TAPE-50-22.0	50	-	22.0	40	6			
TAPE-63-25.4	63	-	25.4	50	7			

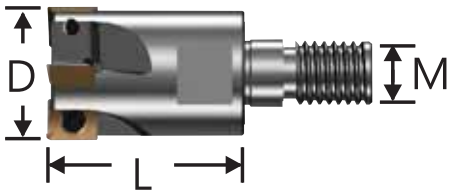

Ordering code	Dimensions / mm			Flutes		Screw	Wrench
	D	L	M				
TAPE-1703-M08	17	25	M8	3	APET0803 APKT0803	Y-TAPE M2.5-0.45	T8
TAPE-2104-M10	21	30	M10	4			
TAPE-2604-M12	26	35	M12	4			

泰精超硬刀具有限公司 TEL:886-2-29967563
TAI JENG MACHINERY TOOL CO., LTD

TAPL 側銑快削刀 Shoulder milling cutters

P M H

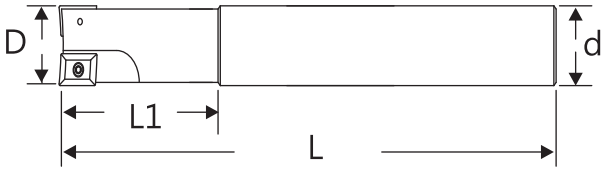

Ordering code	Dimensions / mm				Flutes		Screw	Wrench
	D	L1	d	L				
TAPL-10-100	10	25	10	100	1	APLT080304-11	Y-TAPL M2.5-0.45	T8
TAPL-12-100	12	25	12	100	1			
TAPL-16-120	16	50	16	120	2			
TAPL-20-120	20	50	20	120	2			
TAPL-20-160	20	70	20	160	2			
TAPL-25-160	25	70	25	160	4			
TAPL-25-220	25	70	25	220	4			

TPX3 側銑快削刀 Shoulder milling cutters

P M K N

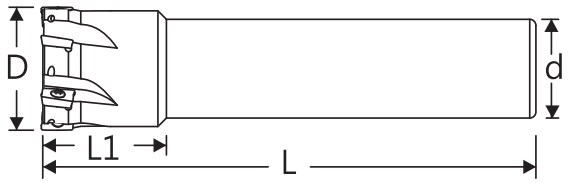

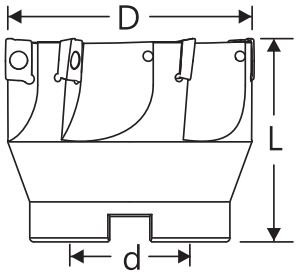

Ordering code	Dimensions / mm				Flutes		Screw	Wrench
	D	L1	d	L				
TPX3-16-150-2	16	30	16	150	2	AOMT1236	Y-TPX3 M2.5-0.45	T8
TPX3-17-150-2	17	30	16	150	2			
TPX3-18-150-2	18	30	16	150	2			
TPX3-20-150-3	20	30	20	150	3			
TPX3-21-150-3	21	30	20	150	3			
TPX3-25-150-3	25	30	25	150	3			
TPX3-26-150-3	26	30	25	150	3			
TPX3-30-150-4	30	30	25	150	4			
TPX3-32-150-4	32	40	32	150	4			
TPX3-32-200-4	32	40	32	200	4			
TPX3-35-150-4	35	35	32	150	4			
TPX3-40-150-5	40	40	32	150	5			
TPX3-40-150-6	40	40	32	150	6			
TPX3-50-22.0	50	-	22.0	40	7			
TPX3-63-25.4	63	-	25.4	50	8			

泰精超硬刀具有限公司 TEL:886-2-29967563
TAI JENG MACHINERY TOOL CO., LTD

TAP300R 側銑快削刀 Shoulder milling cutters

P M K N H

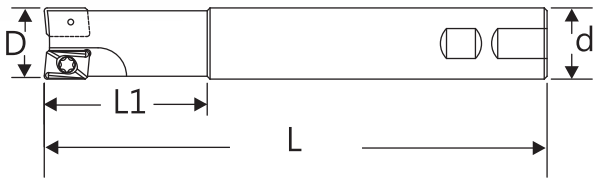

Ordering code	Dimensions / mm				Flutes		Screw	Wrench
	D	L1	d	L				
TAP300R-10-100	10	25	16	100	1	APMT1135	Y-TAP300 M2.5-04.5	T8
TAP300R-12-100	12	25	16	100	1			
TAP300R-16-120	16	25	16	120	2			
TAP300R-16-160	16	25	16	160	2			
TAP300R-17-160	17	30	16	160	2			
TAP300R-17-200	17	30	16	200	2			
TAP300R-20-120	20	30	20	120	2			
TAP300R-20-150	20	30	20	150	2			
TAP300R-20-200	20	30	20	200	2			
TAP300R-21-150	21	30	20	150	2			
TAP300R-21-200	21	30	20	200	2			
TAP300R-21-250	21	30	20	250	2			

TAP400R 側銑快削刀 Shoulder milling cutters

P M K N H

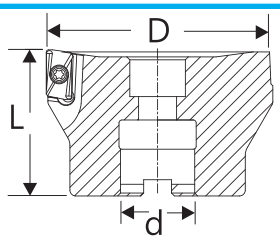

Ordering code	Dimensions / mm				Flutes		Screw	Wrench
	D	L1	d	L				
TAP400R-25-150	25	35	25	150	2	APMT1604	Y-TAP400 M4-0.7	T15
TAP400R-25-200	25	35	25	200	2			
TAP400R-25-250	25	35	25	250	2			
TAP400R-25-300	25	35	25	300	2			
TAP400R-26-150	26	35	25	150	2			
TAP400R-26-200	26	35	25	200	2			
TAP400R-26-250	26	35	25	250	2			
TAP400R-30-150	30	43	25	150	2			
TAP400R-30-200	30	43	25	200	2			
TAP400R-32-150-2	32	45	32	150	2			
TAP400R-32-150-3	32	45	32	150	3			
TAP400R-32-200-2	32	45	32	200	2			
TAP400R-32-200-3	32	45	32	200	3			
TAP400R-32-250	32	45	32	250	3			
TAP400R-32-300	32	45	32	300	3			
TAP400R-32-350	32	45	32	350	3			
TAP400R-32-400	32	45	32	400	3			
TAP400R-35-150	35	43	32	150	3			
TAP400R-35-200	35	43	32	200	3			
TAP400R-35-250	35	43	32	250	3			
TAP400R-35-300	35	43	32	300	3			
TAP400R-35-350	35	43	32	350	3			
TAP400R-35-400	35	43	32	400	3			
TAP400R-40-150	40	43	32	150	3			
TAP400R-40-200	40	43	32	200	3			
TAP400R-40-250	40	43	32	250	3			
TAP400R-50-150-32	50	42	32	150	4			
TAP400R-50-150-42	50	42	42	150	4			
TAP400R-50-22.0	50	-	22.0	40	4			
TAP400R-63-22.0	63	-	22.0	50	5			
TAP400R-63-25.4	63	-	25.4	50	5			
TAP400R-80-25.4	80	-	25.4	50	6			
TAP400R-100-31.75	100	-	31.75	50	7			
TAP400R-125-38.1	125	-	38.1	50	8			

TWEX17 側銑快削刀 Shoulder milling cutters

P M K N H

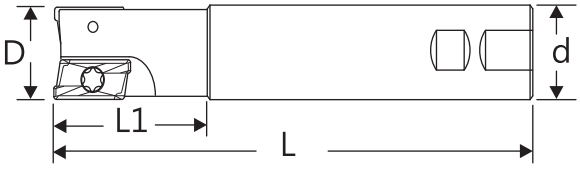

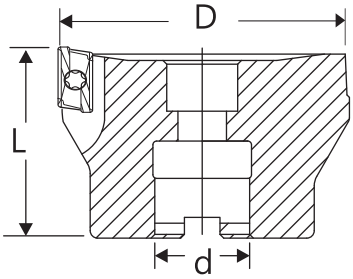

Ordering code	Dimensions / mm				Flutes		Screw	Wrench
	D	L1	d	L				
TWEX17-25-150	25	35	25	150	2	AXMT1705	Y-TWEX17 M4-0.7	T15
TWEX17-28-150	28	35	25	150	2			
TWEX17-30-150	30	25	25	150	3			
TWEX17-32-150	32	35	32	150	3			
TWEX17-35-150	35	35	32	150	3			
TWEX17-40-150	40	30	32	150	4			
TWEX17-50-22.0	50	-	22.0	40	5			
TWEX17-63-25.4	63	-	25.4	50	6			
TWEX17-80-25.4	80	-	25.4	50	7			
TWEX17-100-31.75	100	-	31.75	50	8			
TWEX17-125-38.1	125	-	38.1	50	9			

TAP500R 側銑快削刀 Shoulder milling cutters

P M K N H

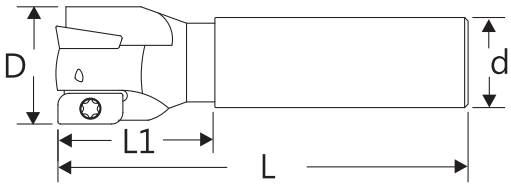

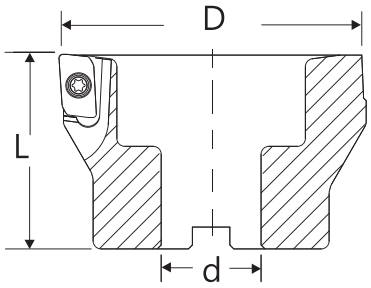

Ordering code	Dimensions / mm				Flutes		Screw	Wrench
	D	L1	d	L				
TAP500R-25-150	25	35	25	150	2	APMT1605	Y-TAP500 M3.5-0.6	T15
TAP500R-30-150	30	42	25	150	2			
TAP500R-32-150	32	45	32	150	3			
TAP500R-35-150	35	43	32	150	3			
TAP500R-40-150	40	43	32	150	3			
TAP500R-50-150	50	43	32	150	4			
TAP500R-50-22.0	50	-	22.0	40	4			
TAP500R-63-25.4	63	-	25.4	50	5			
TAP500R-80-25.4	80	-	25.4	50	6			
TAP500R-100-31.75	100	-	31.75	50	7			
TAP500R-125-38.1	125	-	38.1	50	8			

泰精超硬刀具有限公司 TEL:886-2-29967563
TAI JENG MACHINERY TOOL CO., LTD

S11 側銑快削刀 Shoulder milling cutters

P M K

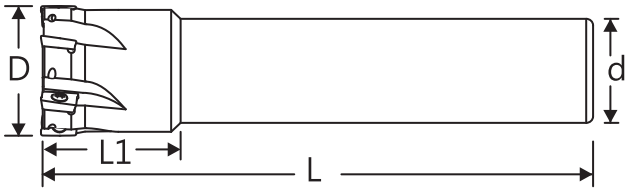

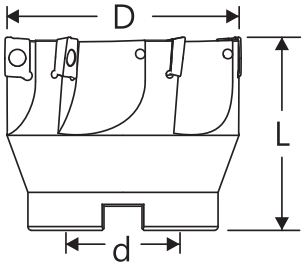

Ordering code	Dimensions / mm				Flutes		Screw	Wrench
	D	L1	d	L				
S11-16-150	16	30	16	150	2	R390-11T3 APMT11T308	Y-S11 M2.5-0.45	T8
S11-17-150	17	30	16	150	2			
S11-18-150	18	30	16	150	2			
S11-20-150	20	30	20	150	2			
S11-21-150	21	30	20	150	2			
S11-22-150	22	40	20	150	2			
S11-25-160-3	25	40	25	160	3			
S11-25-160-4	25	40	25	160	4			
S11-26-160	26	40	25	160	4			
S11-30-160	30	40	25	160	4			
S11-32-160	32	40	32	160	5			
S11-35-160	35	40	32	160	5			
S11-40-160	40	40	32	160	6			
S11-50-22.0	50	-	22.0	40	7			
S11-63-25.4	63	-	25.4	50	8			

S17 側銑快削刀 Shoulder milling cutters

P M K

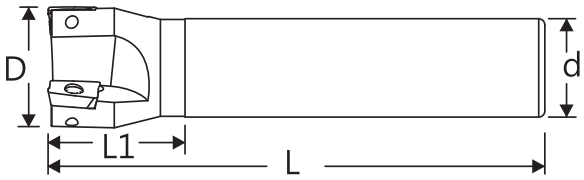

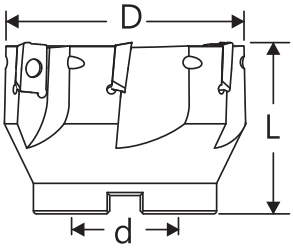

Ordering code	Dimensions / mm				Flutes		Screw	Wrench
	D	L1	d	L				
S17-25-160	25	40	25	160	2	R390-1704	Y-S17 M3.5-0.6	T15
S17-25-220	25	40	25	220	2			
S17-30-160	30	40	25	160	2			
S17-30-220	30	40	25	220	2			
S17-32-160	32	40	32	160	3			
S17-35-160	35	40	32	160	3			
S17-40-160	40	40	32	160	3			
S17-40-250	40	40	32	250	3			
S17-50-22.0	50	-	22.0	40	4			
S17-63-25.4	63	-	25.4	50	5			
S17-80-25.4	80	-	25.4	50	6			
S17-100-31.75	100	-	31.75	50	7			

泰精超硬刀具有限公司 TEL:886-2-29967563
TAI JENG MACHINERY TOOL CO., LTD

S18 側銑快削刀 Shoulder milling cutters

P M K



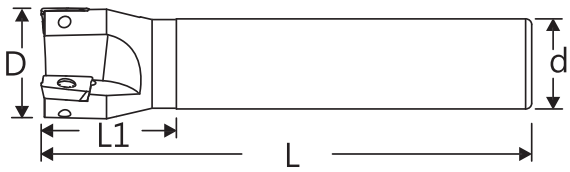

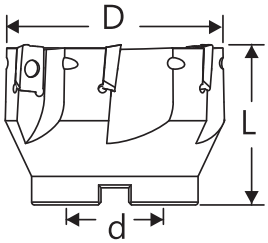

Ordering code	Dimensions / mm				Flutes		Screw	Wrench
	D	L1	d	L				
S18-40-150	40	42	32	150	3	R390-1806	Y-S18 M3.5-0.6	T15
S18-50-22.0	50	-	22.0	40	4			
S18-63-25.4	63	-	25.4	50	4			
S18-80-25.4	80	-	25.4	50	5			
S18-100-31.75	100	-	31.75	50	6			
S18-125-38.1	125	-	38.1	50	7			
S18-160-50.8-8	160	-	50.8	60	8			
S18-160-50.8-10	160	-	50.8	60	10			

TFM17 側銑快削刀 Shoulder milling cutters

P M K

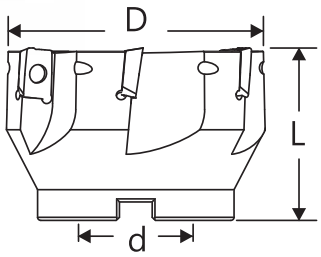

Ordering code	Dimensions / mm			Flutes		Screw	Wrench
	D	d	L				
TFM17-50-22.0	50	22.0	40	4	APKT1705	Y-TFM17 M4-0.7	T15
TFM17-63-25.4	63	25.4	50	5			
TFM17-80-25.4	80	25.4	50	6			
TFM17-100-31.75	100	31.75	50	7			

F90LN 側銑快削刀 Shoulder milling cutters

P M K

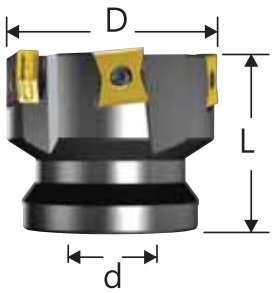

Ordering code	Dimensions / mm			Flutes		Screw	Wrench
	D	d	L				
F90LN-1506-63-25.4	63	25.4	50	5	LNKX1506	Y-F90LN M4-0.7	T15
F90LN-1506-80-25.4	80	25.4	50	7			

泰精超硬刀具有限公司 TEL:886-2-29967563
TAI JENG MACHINERY TOOL CO., LTD

KMEC 側銑快削刀 Shoulder milling cutters

P M K N H

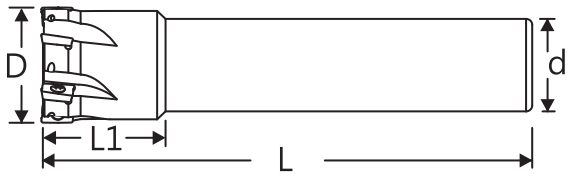

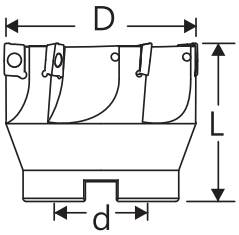

Ordering code	Dimensions / mm				Flutes		Screw	Wrench
	D	L1	d	L				
KMEC-16-150	16	25	16	150	2	BDMT11T3	Y-KMEC M2.5-0.45	T8
KMEC-17-150	17	25	16	150	2			
KMEC-20-150	20	25	20	150	2			
KMEC-21-150	21	25	20	150	3			
KMEC-25-150	25	30	25	150	3			
KMEC-26-150	26	30	25	15	4			
KMEC-30-150	30	30	25	150	4			
KMEC-35-150	35	30	32	150	4			
KMEC-40-160	40	30	32	160	5			
KMEC-50-22.0	50	-	22.0	40	5			
KMEC-63-25.4	63	-	25.4	50	6			

TSE09 側銑快削刀 Shoulder milling cutters

P M K

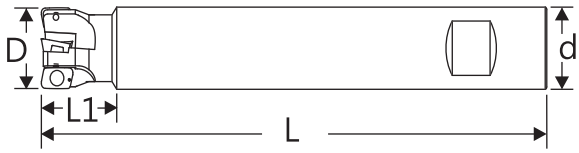

Ordering code	Dimensions / mm				Flutes		Screw	Wrench
	D	L1	d	L				
TSE09-16-150	16	30	16	150	2	XOMX0903	Y-TSE09 M2.5-0.45	T8
TSE09-17-150	17	30	16	150	2			
TSE09-18-150	18	30	16	150	2			
TSE09-20-150	20	30	20	150	3			
TSE09-21-150	21	30	20	150	3			
TSE09-25-150	25	30	25	150	3			
TSE09-26-150	26	30	25	150	3			

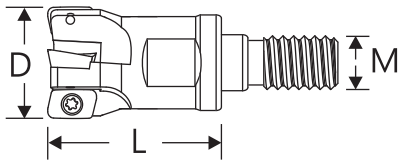

Ordering code	Dimensions / mm			Flutes		Screw	Wrench
	D	L	M				
TSE09M-1702	17	28	M8	2	XOMX0903	Y-TSE09 M2.5-0.45	T8
TSE09M-2102	21	30	M10	2			
TSE09M-2103	21	30	M10	3			

泰精超硬刀具有限公司 TEL:886-2-29967563
TAI JENG MACHINERY TOOL CO., LTD

TSE12 側銑快削刀 Shoulder milling cutters

P M K

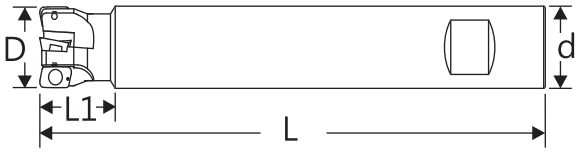

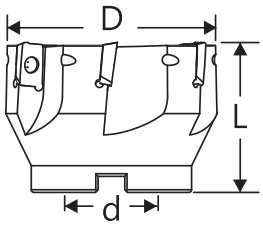

Ordering code	Dimensions / mm				Flutes		Screw	Wrench
	D	L1	d	L				
TSE12-20-150	20	30	20	150	2	XOMX1204	Y-TSE12 M3.5-0.6	T10
TSE12-25-150	25	30	25	150	3			
TSE12-26-150	26	30	25	150	3			
TSE12-30-150	30	30	25	150	3			
TSE12-32-150	32	30	32	150	4			
TSE12-35-150	35	30	32	150	4			
TSE12-40-150	40	30	32	150	4			
TSE12-50-22.0	50	-	22.0	40	5			
TSE12-63-25.4	63	-	25.4	50	6			
TSE12-80-25.4	80	-	25.4	55	7			

TSE18 側銑快削刀 Shoulder milling cutters

P M K



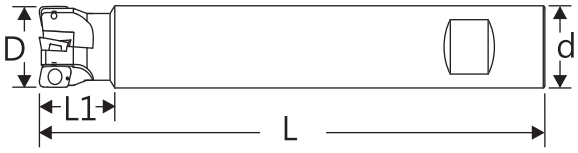

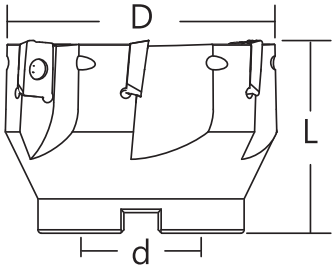

Ordering code	Dimensions / mm				Flutes		Screw	Wrench
	D	L1	d	L				
TSE18-40-150	40	40	32	150	3	XOMX1806	Y-TSE18 M4.5-0.75	T15
TSE18-50-22.0	50	-	22.0	40	4			
TSE18-63-25.4	63	-	25.4	50	4			
TSE18-80-25.4	80	-	25.4	50	5			
TSE18-100-31.75	100	-	31.75	50	6			
TSE18-125-38.1	125	-	38.1	55	7			
TSE18-160-50.8	160	-	50.8	60	10			

泰精超硬刀具有限公司 TEL:886-2-29967563
TAI JENG MACHINERY TOOL CO., LTD

TADKT1505 側銑快削刀 Shoulder milling cutters

P M K

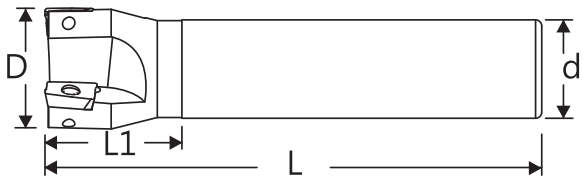

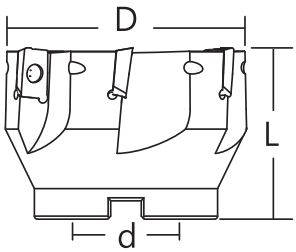

Ordering code	Dimensions / mm				Flutes		Screw	Wrench
	D	L1	d	L				
TADKT1505-25-160	25	35	25	160	2	ADKT1505	Y-TADKT1505 M4-0.7	T15
TADKT1505-30-150	30	35	25	150	2			
TADKT1505-32-160	32	45	32	160	3			
TADKT1505-35-160	35	40	32	160	3			
TADKT1505-40-160	40	35	32	160	3			
TADKT1505-50-22.0	50	-	22.0	40	4			
TADKT1505-63-25.4	63	-	25.4	50	5			
TADKT1505-80-25.4	80	-	25.4	50	6			
TADKT1505-100-31.75	100	-	31.75	50	7			

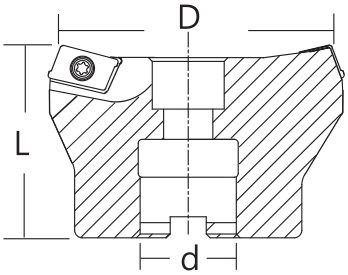

Ordering code	Dimensions / mm			Flutes		Screw	Wrench
	D	d	L				
TADKT1505F-100-3.175	100	31.75	50	6	ADKT1505	Y-TADKT1505 M4-0.7	T15
TADKT1505F-130-38.1	130	38.1	55	6			

TEX 精修快削刀 Finishing Shoulder milling cutters

P M K

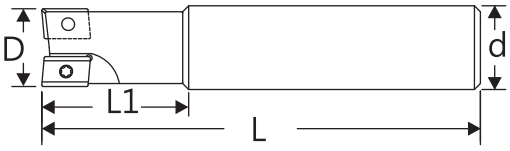

Fig.1

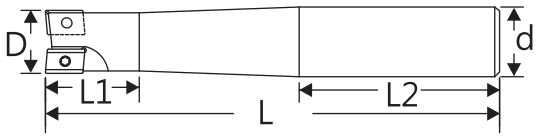

Fig.2

Ordering code	Fig No.	Dimensions / mm					Flutes		Screw	Wrench
		D	L1	L2	d	L				
TEX-12-100	1	12	30	-	12	100	1	APET1202 APNT1202	Y-TEX20 M3.5-0.6	T15
TEX-12-150	1	12	30	-	12	150	1			
TEX-12-180	2	12	30	103	16	180	1			
TEX-16-150	1	16	30	-	16	150	1			
TEX-16-220	2	16	30	143	20	220	1			
TEX-17-150	1	17	30	-	16	150	2			
TEX-20-150	1	20	30	-	20	150	2			
TEX-20-220-20	1	20	30	-	20	220	2			
TEX-20-220-25	2	20	30	75	25	220	2			
TEX-20-270	2	20	30	75	25	270	2			
TEX-21-120	1	21	43	-	20	120	2			
TEX-21-150	1	21	43	-	20	150	2			
TEX-25-150	1	25	43	-	25	150	2	ADET1603 ADNT1603	Y-TEX-25 M4-0.7	T15
TEX-25-200	1	25	43	-	25	200	2			
TEX-25-250	2	25	55	116	32	250	2			
TEX-25-300	2	25	55	186	32	300	2			
TEX-26-150	1	26	43	-	25	150	2			
TEX-26-200	1	26	43	-	25	200	2			
TEX-30-150	1	30	45	-	25	150	2			
TEX-30-220	1	30	45	-	25	220	2			
TEX-30-270	1	30	55	-	32	270	2			
TEX-30-320	1	30	55	-	32	320	2			

泰精超硬刀具有限公司 TEL:886-2-29967563
TAI JENG MACHINERY TOOL CO., LTD

TEX 精修快削刀 Finishing Shoulder milling cutters

P M K

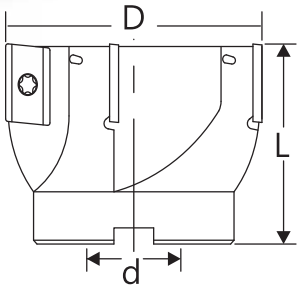

Fig.3

Ordering code	Fig No.	Dimensions / mm					Flutes		Screw	Wrench
		D	L1	L2	d	L				
TEX-32-200	1	32	45	-	32	200	2	ADET1603 ADNT1603	Y-TEX25 M4-0.7	T15
TEX-32-200-3	1	32	45	-	32	200	3			
TEX-32-250	1	32	45	-	32	250	2			
TEX-32-250-3	1	32	45	-	32	250	3			
TEX-32-300	1	32	45	-	32	300	2			
TEX-32-300-3	1	32	45	-	32	300	3			
TEX-33-200	1	33	43	-	32	200	3			
TEX-33-250	1	33	43	-	32	250	3			
TEX-33-300	1	33	43	-	32	300	3			
TEX-50-22.0	3	50	-	-	22.0	40	4			



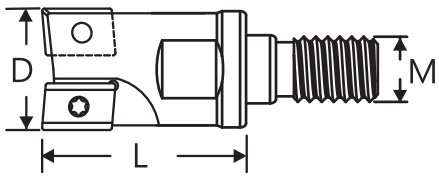

Ordering code	Dimensions /mm			Flutes		Screw	Wrench
	D	L	M				
TEXS-17	17	25	M8	2	APET1202 APNT1202	Y-TEX20 M3.5-0.6	T15
TEXS-21	21	30	M10	2			
TEXS-26	26	34	M12	2	ADET1603 ADNT1603	Y-TEX25 M4-0.7	T15
TEXS-33	33	43	M16	3			

TPR 直角銑刀 Shoulder milling cutters

P M K N H

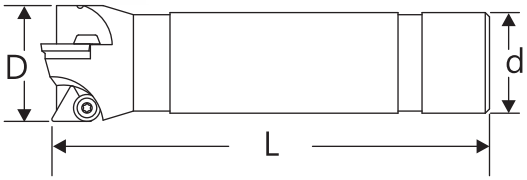

Shim(+)

Ordering code	Dimensions / mm			Flutes		Clamp	KEY (mm)	Shim	Shim Screw
	D	d	L						
TPR-20-16-100	20	16	100	2	TPMN110308	Y-TPR3 3/16-32	3	-	-
TPR-20-16-100S	20	16	100	2	TPMN110208				
TPR-20-20-100	20	20	100	2	TPMN110308				
TPR-20-20-100S	20	20	100	2	TPMN110208				
TPR-20-20-150	20	20	150	2	TPMN110308				
TPR-20-20-150S	20	20	150	2	TPMN110208				
TPR-25-20-100	25	20	100	2	TPMN110308				
TPR-25-20-100S	25	20	100	2	TPMN110208				
TPR-25-20-150	25	20	150	2	TPMN110308				
TPR-25-20-150S	25	20	150	2	TPMN110208				
TPR-25-25-100	25	25	100	2	TPMN110308				
TPR-25-25-100S	25	25	100	2	TPMN110208				
TPR-25-25-150	25	25	150	2	TPMN110308				
TPR-25-25-150S	25	25	150	2	TPMN110208				
TPR-30-20-120	30	20	120	2	TPMN160308	Y-TPR4 1/4-28	4		
TPR-30-25-120	30	25	120	2					
TPR-30-25-150	30	25	150	2					
TPR-32-20-120	32	20	120	2					
TPR-32-25-120	32	25	120	2					
TPR-32-25-150	32	25	150	2					
TPR-35-20-120	35	20	120	2					
TPR-35-25-120	35	25	120	2					
TPR-35-25-150	35	25	150	2					
TPR-35-25-200	35	25	200	2					
TPR-35-32-120	35	32	120	2					
TPR-35-32-150	35	32	150	2					
TPR-35-32-200	35	32	200	2					
TPR-35-32-250	35	32	250	2					
TPR-35-32-300	35	32	300	2					

泰精超硬刀具有限公司 TEL:886-2-29967563
TAI JENG MACHINERY TOOL CO., LTD

TPR 直角銑刀 Shoulder milling cutters

P M K N H

Ordering code	Dimensions / mm			Flutes		Clamp	KEY (mm)	Shim	Shim Screw
	D	d	L						
TPR-38-20-120	38	20	120	3	TPMN160308	Y-TPR4 1/4-28	4	-	-
TPR-38-25-120	38	25	120	3					
TPR-38-32-120	38	32	120	3					
TPR-40-20-120	40	20	120	3					
TPR-40-25-120	40	25	120	3					
TPR-40-32-120	40	32	120	3					
TPR-40-32-150	40	32	150	3					
TPR-40-32-200	40	32	200	3					
TPR-40-32-250	40	32	250	3					
TPR-40-32-300	40	32	300	3					
TPR-45-20-120	45	20	120	3					
TPR-45-25-120	45	25	120	3					
TPR-45-32-120	45	32	120	3					
TPR-45-32-200	45	32	200	3					
TPR-50-20-120	50	20	120	3					
TPR-50-25-120	50	25	120	3					
TPR-50-32-120	50	32	120	3					
TPR-50-32-150-322	50	32	150	3	TPMN160308	Y-TPR4	4		
TPR-50-32-150-433	50	32	150	3	TPMN220412	Y-TPR5	5		
TPR-50-32-200-322	50	32	200	3	TPMN160308	Y-TPR4	4		
TPR-50-32-200-433	50	32	200	3	TPMN220412	Y-TPR5	5		
TPR-50-32-250-322	50	32	250	3	TPMN160308	Y-TPR4	4		
TPR-50-32-250-433	50	32	250	3	TPMN220412	Y-TPR5	5		
TPR-50-42-150-322	50	42	150	3	TPMN160308	Y-TPR4	4		
TPR-50-42-150-433	50	42	150	3	TPMN220412	Y-TPR5	5		
TPR-50-42-200-322	50	42	200	3	TPMN160308	Y-TPR4	4		
TPR-50-42-200-433	50	42	200	3	TPMN220412	Y-TPR5	5		
TPR-50-42-250-322	50	42	250	3	TPMN160308	Y-TPR4	4		
TPR-50-42-250-433	50	42	250	3	TPMN220412	Y-TPR5	5		
TPR-50-42-300	50	42	300	3	TPMN220412	Y-TPR5 5/16-24	5		
TPR-63-32-150	63	32	150	3					
TPR-63(+)-32-150	63	32	150	3				Y-TPR2	Y-TPR1 M4-0.7

P M K N H

Ordering code	Dimensions / mm			Flutes		Clamp	KEY (mm)	Shim	Shim Screw
	D	d	L						
TPR-63-32-200	63	32	200	3	TPMN220412	Y-TPR5 5/16-24	5	-	-
TPR-63-32-250	63	32	250	3					
TPR-63-42-150	63	42	150	3					
TPR-63(+)-42-150	63	42	150	3				Y-TPR2	Y-TPR1 M4-0.7
TPR-63-42-200	63	42	200	3				-	-
TPR-63(+)-42-200	63	42	200	3				Y-TPR2	Y-TPR1 M4-0.7
TPR-63-42-250	63	42	250	3				-	-
TPR-63(+)-42-250	63	42	250	3				Y-TPR2	Y-TPR1 M4-0.7
TPR-63-42-300	63	42	300	3				-	-
TPR-63(+)-42-300	63	42	300	3				Y-TPR2	Y-TPR1 M4-0.7

泰精超硬刀具有限公司 TEL:886-2-29967563
TAI JENG MACHINERY TOOL CO., LTD

RT10 側銑快削刀 Shoulder milling cutters

P M

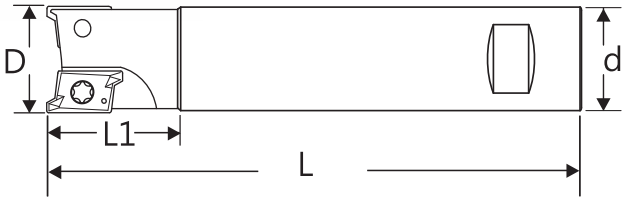

Ordering code	Dimensions / mm				Flutes		Screw	Wrench
	D	L1	d	L				
RT10-16-150	16	30	16	150	2	RT1003	Y-RT10 M2.5-0.45	T8
RT10-17-150	17	30	16	150	2			
RT10-20-150-2	20	30	20	150	2			
RT10-20-150-3	20	30	20	150	3			
RT10-21-150-2	21	30	20	150	2			
RT10-21-150-3	21	30	20	150	3			
RT10-25-150	25	30	25	150	3			
RT10-26-150	26	40	25	150	3			
RT10-32-150	32	40	32	150	4			
RT10-33-150	33	40	32	150	4			
RT10-35-150	35	40	32	150	5			

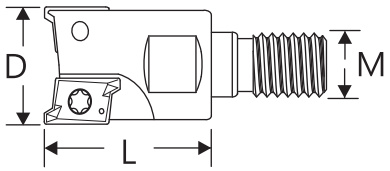

Ordering code	Dimensions / mm			Flutes		Screw	Wrench
	D	L	M				
RT10S-1702	17	25	M8	2	RT1003	Y-RT10 M2.5-0.45	T8
RT10S-2102	21	30	M10	2			
RT10S-2103	21	30	M10	3			
RT10S-2603	26	35	M12	3			
RT10S-3304	33	45	M16	4			

WAP09 側銑快削刀 Shoulder milling cutters

P M K

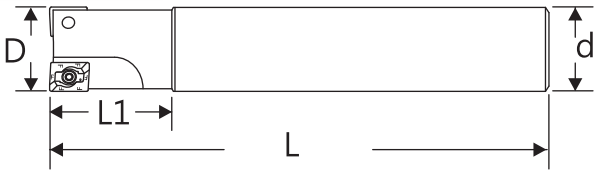

Ordering code	Dimensions / mm				Flutes		Screw	Wrench
	D	L1	d	L				
WAP09-16-150	16	30	16	150	2	APMT0903	Y-WAP09 M2.5-0.45	T8
WAP09-17-150	17	30	16	150	2			
WAP09-20-150	20	30	20	150	3			
WAP09-21-150	21	30	20	150	3			

WAD0803 側銑快削刀 Shoulder milling cutters

P M K



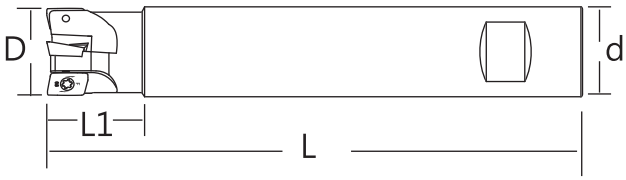

Ordering code	Dimensions / mm				Flutes		Screw	Wrench
	D	L1	d	L				
WAD0803-16-150	16	30	16	150	2	ADMT0803	Y-WAD08 M2.5-0.45	T8
WAD0803-17-150	17	30	16	150	2			
WAD0803-20-150	20	30	20	150	3			
WAD0803-21-150	21	30	20	150	3			

WAD1204 側銑快削刀 Shoulder milling cutters

P M K

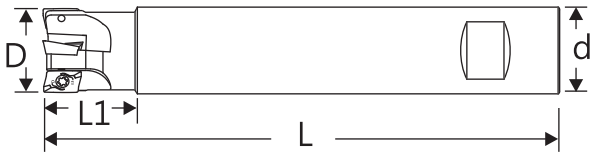

Ordering code	Dimensions / mm				Flutes		Screw	Wrench
	D	L1	d	L				
WAD1204-20-150	20	30	20	150	2	ADMT1204	Y-WAD12 M3-0.5	T10
WAD1204-21-150	21	30	20	150	2			
WAD1204-25-150	25	30	25	150	3			
WAD1204-26-150	26	30	25	150	3			
WAD1204-32-150	32	35	32	150	4			

WAD1606 側銑快削刀 Shoulder milling cutters

P M K

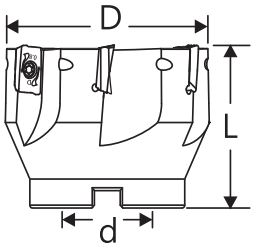

Ordering code	Dimensions / mm			Flutes		Screw	Wrench
	D	d	L				
WAD1606-50-22.0	50	22.0	40	4	ADMT1606	Y-WAD16 M4-0.7	T15
WAD1606-63-25.4	63	25.4	50	5			
WAD1606-80-25.4	80	25.4	50	6			
WAD1606-100-31.75	100	31.75	50	7			

KEDCT14 側銑快削刀 Shoulder milling cutters

P M K

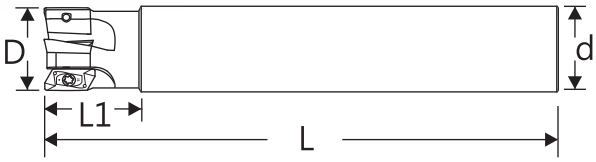

Ordering code	Dimensions / mm				Flutes		Screw	Wrench
	D	d	L1	L				
KEDCT14-22-150	22	20	30	150	2	EDCT1404	Y-KEDCT M3-0.5	T10
KEDCT14-25-150	25	25	35	150	3			
KEDCT14-28-150	28	25	35	150	3			
KEDCT14-30-150	30	25	35	150	3			
KEDCT14-32-150	32	32	35	150	3			
KEDCT14-35-150	35	32	35	150	4			
KEDCT14-40-150	40	32	40	150	4			
KEDCT14-45-150	45	32	40	150	4			
KEDCT14-50-150	50	32	40	150	5			

泰精超硬刀具有限公司 TEL:886-2-29967563
TAI JENG MACHINERY TOOL CO., LTD

SAN11X 螺旋粗削刀 Helical milling cutters

P M K

Ordering code	Dimensions / mm				Flutes		PCS	Screw	Wrench
	D	L1	d	L					
SAN11X-3203-36H-32B-160	32	36	32	160	3	XPKT11T3	12	Y-SAN11X	IP8
SAN11X-4004-54H-32B-160	40	54	32	160	4	R390-11T3	24	M2.5	
SAN11X-050R05-36H-22.0	50	36	22	57	5		20		

ISC10A 螺旋粗削刀 Helical milling cutters

P M K





Ordering code	Dimensions / mm				Flutes		pcs	Screw	Wrench
	D	L1	d	L					
ISC10A-2502-37H-25B-140	25	37	25	140	2	APKT1003	8	Y-ISC10A	T8
ISC10A-3203-46H-32B-160	32	46	32	160	3		15	M2.5-0.45	
ISC10A-4004-55H-32B-160	40	55	32	160	4		24		

SUM12A 螺旋粗削刀 Helical milling cutters

P M K



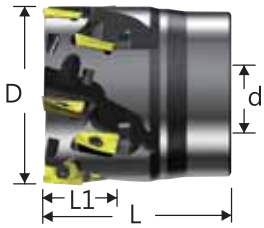

Ordering Code	Dimensions / mm				Flutes		Pcs	Screw	Wrench
	D	L1	d	L					
SUM12A-2002-18H-20B-120	20	18	20	120	2	AXMT1235	4	Y-SUM12A M3.0-0.5	IP8
SUM12A-2503-18H-25B-140	25	18	25	140	3		6		
SUM12A-3204-18H-32B-140	32	18	32	140	4		8		
SUM12A-4005-18H-32B-160	40	18	32	160	5		10		
SUM12A-050R05-18H-22.0	50	18	22.0	50	5		10		

CER11X / CER15X 螺旋粗削刀 Helical milling cutters

P M K



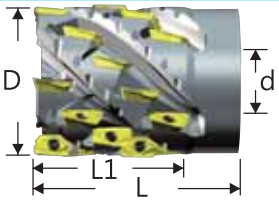

Ordering Code	Dimensions / mm				Flutes		Pcs	Screw	Wrench
	D	L1	d	L					
CER11X-2502-37.0H-25B-140	25	37	25	140	2	XDKT11T3	8	Y-CER11X M2.5-0.45	IP8
CER11X-3203-45.5H-32B-160	32	45.5	32	160	3		15		
CER11X-4004-45.5H-32B-160	40	45.5	32	160	4		20		
CER11X-050R05-45.5H-22.0	50	45.5	22.0	65	5		25		
CER15X-050R03-50.5H-22.0	50	50.5	22.0	75	3	XDKT1505	12	Y-CER15X M3.5-0.6	IP15
CER15X-063R04-75.5H-25.4	63	75.5	25.4	103	4		24		

泰精超硬刀具有限公司 TEL:886-2-29967563
TAI JENG MACHINERY TOOL CO., LTD

KYO11B 螺旋粗削刀 Helical milling cutters

P M K



Ordering code	Dimensions / mm				Flutes		PCS	Screw	Wrench
	D	L1	d	L					
KYO11B-2502-37H-25B-140	25	37	25	140	2	BDMT11T3	8	Y-KYO11B M2.5-0.45	T8
KYO11B-3204-46H-32B-160	32	46	32	160	4		20		
KYO11B-4004-55H-32B-160	40	55	32	160	4		24		

KYO17B 螺旋粗削刀 Helical milling cutters

P M K

Ordering Code	Dimensions / mm				Flutes		PCS	Screw	Wrench
	D	L1	d	L					
KYO17B-050R04-59H-22.0	50	59	22.0	80	4	BDMT1704	16	Y-KYO17B M4-0.7	T15
KYO17B-063R04-45H-25.4	63	45	25.4	70	4		12		

T2038 重切削粗銑刀 Long edge heavy operation milling cutters

P M K H

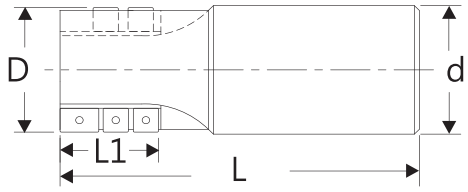

Fig.1

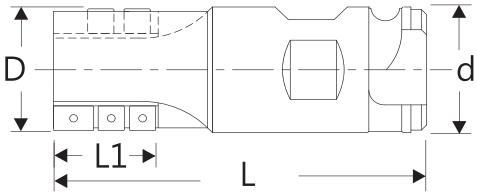

Fig.2

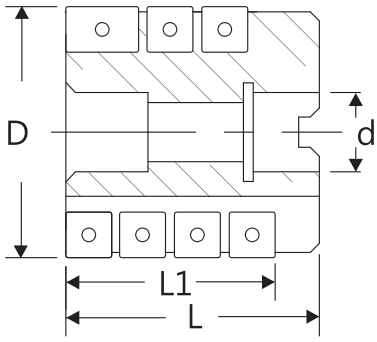

Fig.3

Ordering code	Dimensions / mm					Flutes	Insert				Screw	Wrench
	D	L1	d	L	Fig. No.			PCS		PCS		
T2038-25-SS-2	25	27	25	120	1	2	P27215-00 APLT080304	1	P28415-00 SPLT060304	5	Y-203808 M2.5-0.45	T8
T2038-32-SS-2	32	42	32	147	1	2	P27215-3 ADLX150308	1	P28415-0 SDLX090308	5	Y-203815 M4-0.7	T15
T2038-40-SS-4	40	50	32	155	1	4		2		12		
T2038-40-SS-2	40	56	32	173	1	2	P27275-3 APLX1504	1	P28495-1 SPLX120408	5	Y-203820 M5-0.8	T20
T2038-50-S	50	77	50.8	204	2	4		2		14		
T2038-50-M	50	97	50.8	224	2	4		2		18		
T2038-50-L	50	158	50.8	284	2	4		2		30		
T2038-80-31.75	80	67	31.75	80	3	6		3		18		
T2038-80-32.0	80	67	32.0	80	3	6		3		18		

泰精超硬刀具有限公司 TEL:886-2-29967563
TAI JENG MACHINERY TOOL CO., LTD

TUN02X 小徑高進給快削刀 Mini Dia. High-feed milling cutters

P M K

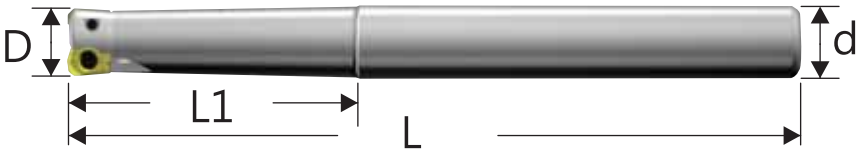

Ordering Code	Dimensions / mm				Flutes		Screw	Wrench
With Coolant	D	d	L1	L				
TUN02X-0801-08B-090-C	08	8	31	90	1	XNMU0202 LNMU0202	Y-TUN02 M1.8-0.2	IP6
TUN02X-1002-10B-100-C	10	10	40	100	2			
TUN02X-1102-10B-100-C	11	10	20	100	2			
TUN02X-1202-12B-110-C	12	12	50	110	2			
TUN02X-1302-12B-110-C	13	12	20	110	2			





Ordering Code	Dimensions / mm			Flutes		Screw	Wrench
With Coolant	D	M	L				
TUN02X-1102-M05-C	11	M05	17	2	XNMU0202 LNMU0202	Y-TUN02 M1.8-0.2	IP6
TUN02X-1302-M06-C	13	M06	17	2			

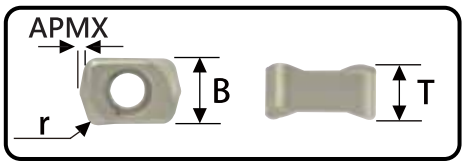

Ordering code	Grades	Dimensions / mm			
		APMX	B	T	r
XNMU0202-TM	TP7220	0.5	4.0	3.1	0.9

刀具外徑 Tool dia DC(mm)	最大切深 Max depth of cut ap (mm)	最大傾斜角 Max Ramping angle θ	最大鑽深 Max plunging depth S (mm)	最大插銑寬度 Max cutting width in plunging Q (mm)	最小加工孔徑 Min machinable hole d1 Ø	最大加工孔徑 Max machinable hole d2Ø	孔內最大切削寬度 Max cutting width in enlarged hole ae
8	0.5	0.5°	0.03	2	11.5	13.2	5.87
10	0.5	2.8°	0.15	2	13.8	17	7.82
12	0.5	1.9°	0.15	2	17.8	21	9.81

TUN03X 高進給快削刀 High-feed milling cutters

P M K



Ordering Code		Dimensions / mm				Flutes		Screw	Wrench
Standard	With Coolant	D	d	L1	L				
TUN03X-1602-16B-150	TUN03X-1602-16B-150-C	16	16	30	150	2	XNMU0303 LNMU0303	Y-TUN03 M2.5-0.45	IP8
TUN03X-1702-16B-150	TUN03X-1702-16B-150-C	17	16	30	150	2			
TUN03X-1802-16B-150	TUN03X-1802-16B-150-C	18	16	30	150	2			
TUN03X-2003-20B-150	TUN03X-2003-20B-150-C	20	20	50	150	3			
TUN03X-2103-20B-150	TUN03X-2103-20B-150-C	21	20	50	150	3			
TUN03X-2504-25B-150	TUN03X-2504-25B-150-C	25	25	60	150	4			
TUN03X-2604-25B-150	TUN03X-2604-25B-150-C	26	25	60	150	4			
TUN03X-3004-25B-150		30	25	60	150	4			
TUN03X-3205-32B-150	TUN03X-3205-32B-150-C	32	32	70	150	5			
TUN03X-3305-32B-150		33	32	70	150	5			
TUN03X-3505-32B-150		35	32	70	150	5			





Ordering Code		Dimensions / mm			Flutes		Screw	Wrench
Standard	With Coolant	D	M	L				
TUN03X-1702-M08	TUN03X-1702-M08-C	17	M08	25	2	XNMU0303 LNMU0303	Y-TUN03 M2.5-0.45	IP8
TUN03X-1802-M08	TUN03X-1802-M08-C	18	M08	25	2			
TUN03X-2103-M10		21	M10	28	3			
TUN03X-2104-M10		21	M10	28	4			
TUN03X-2604-M12	TUN03X-2604-M12-C	26	M12	35	4			
TUN03X-2605-M12	TUN03X-2605-M12-C	26	M12	35	5			
TUN03X-3004-M12		30	M12	35	4			
TUN03X-3005-M12		30	M12	35	5			
TUN03X-3305-M16		33	M16	45	5			
TUN03X-3306-M16		33	M16	45	6			
TUN03X-3505-M16	TUN03X-3505-M16-C	35	M16	45	5			
TUN03X-3506-M16		35	M16	45	6			

TUN03X 高進給快削刀 High-feed milling cutters

P M K

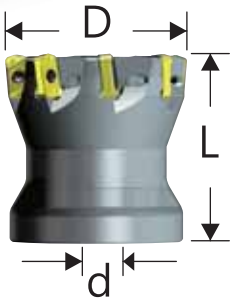

Ordering Code		Dimensions / mm			Flutes		Screw	Wrench
Standard	With Coolant	D	d	L				
TUN03X-050R08-22.0	TUN03X-050R08-22.0-C	50	22	50	8	XNMU0303 LNMU0303	Y-TUN03 M2.5-0.45	IP8
TUN03X-063R09-25.4	TUN03X-063R09-25.4-C	63	25.4	50	9			

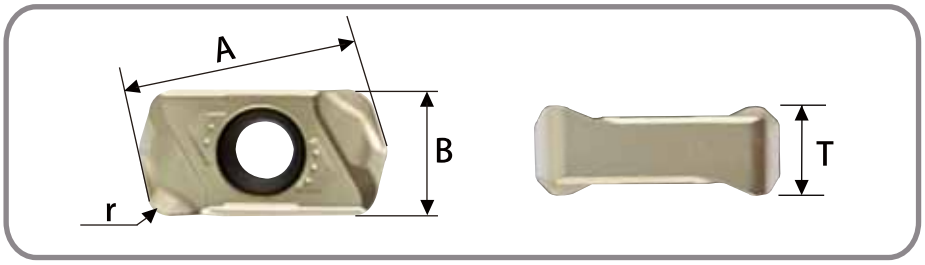

Ordering code	Grades	Dimensions / mm			
		A	B	T	r
XNMU0303-TJ	TP7220	11.59	6.0	4.29	1.2

New Coating : TP7220

P	M	K	N	S	H
◎	◎	○		○	○

◎ : 優 Excellent ○ : 可 Good

Japan Inserts

Taiwan (A) Inserts



Taiwan (B) Inserts

Work material : P20 (HRC33)
(250mm X 160mm)
Cutter Dia: 20mm Flutes: 3
Coolant: wet machining
Working hours: 97mins
Depth: 25mm

S: 3180 ap: 0.5mm
F: 5720 ae: 8.4mm
fz: 0.6 V: 200

XNMU0303-TJ TP7220 標準切削值

切削材 Work material		切削速度 Vc(m/min)	每刃進給量 fz (mm/t) 刀具外徑 DC (mm) 16 ~ 21	25 ~ 50
P	碳鋼、合金鋼 Carbon Steel 、 Allov Steel < HRC30	100 ~ 300	0.5 ~ 1.2	0.5 ~1.5
	合金鋼、工具鋼 Alloy Stell 、 Tool Steel HRC30~40	100 ~ 200	0.5 ~ 1.2	0.5 ~ 1.5
M	不銹鋼 Stainless Steel	100 ~150	0.3 ~0.5	0.3 ~0.7
K	鑄鐵 FC	100 ~ 300	0.5 ~1.2	0.5 ~1.5
	球墨鑄鐵 FCD	80 ~ 200	0.5 ~1.2	0.5 ~1.5
S	鈦合金 Titanium Alloy	30 ~ 60	0.3 ~ 0.5	0.3 ~ 0.7
	耐熱合金 Heat Resistant Alloy	20 ~ 50	0.1 ~ 0.3	0.1 ~ 0.3
H	高硬度鋼 HRC40 ~ 50 Hardened Steel	80 ~130	0.1 ~ 0.5	0.1 ~ 0.5
	高硬度鋼 HRC50 ~ 60 Hardened Steel	50 ~ 70	0.05 ~ 0.2	0.05 ~ 0.2

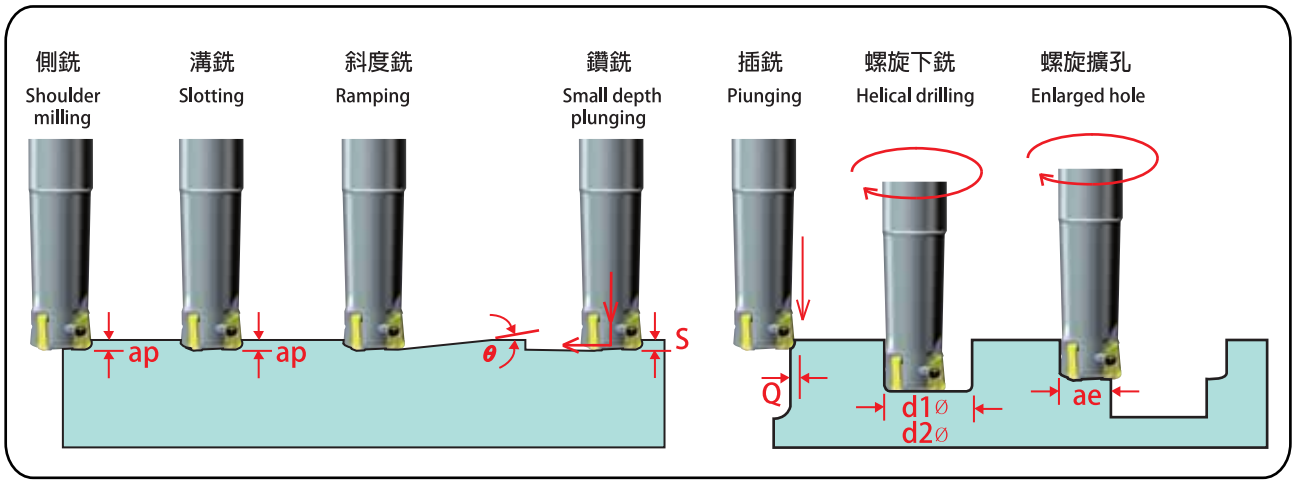

刀具外徑 Tool dia DC(mm)	最大切深 Max depth of cut ap (mm)	最大傾斜角 Max Ramping angle θ	最大鑽深 Max plunging depth S (mm)	最大插銑寬度 Max cutting width in plunging Q (mm)	最小加工孔徑 Min machinable hole d1 Ø	最大加工孔徑 Max machinable hole d2 Ø	孔內最大切削寬度 Max cutting width in enlarged hole ae
16	1.0	2.1°	0.3	3.5	22	30	12.5
20	1.0	1.4°	0.3	3.5	30	38	16.5
25	1.0	1.0°	0.3	3.5	40	48	21.5
30	1.0	0.7°	0.3	3.5	50	58	26.5
32	1.0	0.7°	0.3	3.5	54	62	28.5
35	1.0	0.6°	0.3	3.5	60	68	31.5
50	1.0	0.4°	0.3	3.5	90	98	46.5

KYO03X 高進給快削刀 High-feed milling cutters

P M K



Ordering Code		Dimensions / mm				Flutes		Screw	Wrench
Standard	With Coolant	D	d	L1	L				
KYO03X-1602-16B-150	KYO03X-1602-16B-150-C	16	16	30	150	2	XOGU0303 LOGU0303	Y-KYO03 M3.0-0.5	IP8
KYO03X-1702-16B-150	KYO03X-1702-16B-150-C	17	16	20	150	2			
KYO03X-1802-16B-150	KYO03X-1802-16B-150-C	18	16	20	150	2			
KYO03X-2003-20B-150	KYO03X-2003-20B-150-C	20	20	50	150	3			
KYO03X-2103-20B-150	KYO03X-2103-20B-150-C	21	20	30	150	3			
KYO03X-2203-20B-150	KYO03X-2203-20B-150-C	22	20	30	150	3			
KYO03X-2504-25B-150	KYO03X-2504-25B-150-C	25	25	60	150	4			
KYO03X-2604-25B-150	KYO03X-2604-25B-150-C	26	25	40	150	4			
KYO03X-2804-25B-150	KYO03X-2804-25B-150-C	28	25	40	150	4			
KYO03X-3205-32B-150	KYO03X-3205-32B-150-C	32	32	70	150	5			
KYO03X-3305-32B-150	KYO03X-3305-32B-150-C	33	32	50	150	5			
KYO03X-3505-32B-150	KYO03X-3505-32B-150-C	35	32	50	150	5			



Ordering Code		Dimensions / mm			Flutes		Screw	Wrench
Standard	With Coolant	D	M	L				
KYO03X-1702-M08	KYO03X-1702-M08-C	17	M08	26	2	XOGU0303 LOGU0303	Y-KYO03 M3.0-0.5	IP8
KYO03X-1802-M08	KYO03X-1802-M08-C	18	M08	26	2			
KYO03X-2103-M10	KYO03X-2103-M10-C	21	M10	30	3			
KYO03X-2204-M10	KYO03X-2204-M10-C	22	M10	30	4			
KYO03X-2604-M12	KYO03X-2604-M12-C	26	M12	35	4			
KYO03X-2605-M12	KYO03X-2605-M12-C	26	M12	35	5			
KYO03X-2804-M12	KYO03X-2804-M12-C	28	M12	35	4			
KYO03X-2805-M12	KYO03X-2805-M12-C	28	M12	35	5			
KYO03X-3305-M16	KYO03X-3305-M16-C	33	M16	40	5			
KYO03X-3306-M16	KYO03X-3306-M16-C	33	M16	40	6			
KYO03X-3505-M16	KYO03X-3505-M16-C	35	M16	40	5			
KYO03X-3506-M16	KYO03X-3506-M16-C	35	M16	40	6			

KYO03X 高進給快削刀 High-feed milling cutters

P M K

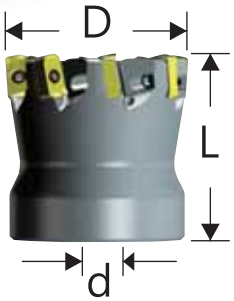

Ordering Code		Dimensions / mm			Flutes		Screw	Wrench
Standard	With Coolant	D	d	L				
KYO03X-040R06-16.0	KYO03X-040R06-16.0-C	40	16	40	6	XOGU0303 LOGU0303	Y-KYO03 M3.0-0.5	IP8
KYO03X-050R08-22.0	KYO03X-050R08-22.0-C	50	22	50	8			

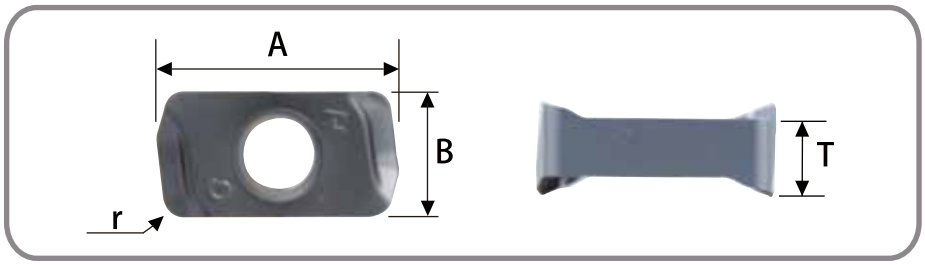

Ordering code	Grades	Dimensions / mm			
		A	B	T	r
XOGU0303-TJ	CTPP235	11.9	6.2	3.96	1.0

P◎ M◎ K○ N S○ H○

◎ : 優 Excellent ○ : 可 Good

CTPP235

S: 3180 ap:0.5mm
F: 5720 ae:8.4mm
fz: 0.6

Work material : P20 (HRC34)
(250mm X 150mm)
Cutter Dia: 20mm Flutes: 3
Coolant: wet machining
Working hours:155mins
Depth:40 mm

CTPP235

S: 2070 ap:0.5mm
F: 3105 ae:8.4mm
fz: 0.5

Work material : SUS 304
(170mm X 120mm)
Cutter Dia: 20mm Flutes: 3
Coolant: wet machining
Working hours:170mins
Depth:25 mm

XOGU0303-TJ CTPP235 標準切削值

切削材 Work material		切削速度 Vc(m/min)	每刃進給量 fz (mm/t) 刀具外徑 DC (mm)	
			16 ~ 21	25 ~ 50
P	碳鋼、合金鋼 Carbon Steel 、 Alloy Steel < HRC30	120 ~ 250	0.2 ~ 1.2	0.2 ~1.5
	合金鋼、工具鋼 Alloy Stell 、 Tool Steel HRC30~40	100 ~ 220	0.2 ~ 1.2	0.2 ~ 1.5
M	不銹鋼 Stainless Steel	100 ~200	0.2 ~ 0.9	0.2 ~ 0.6
K	鑄鐵 FC	120 ~ 250	0.2 ~1.2	0.5 ~ 0.8
	球墨鑄鐵 FCD	100 ~ 200	0.2 ~ 0.9	0.2 ~ 0.6
S	鈦合金 Titanium Alloy	40 ~ 80	0.2 ~ 0.6	0.2 ~ 0.8
	耐熱合金 Heat Resistant Alloy	20 ~ 50	0.2 ~ 0.6	0.2 ~ 0.4
H	高硬度鋼 HRC40 ~ 50 Hardened Steel	60 ~130	0.2 ~ 0.5	0.2 ~ 0.6
	高硬度鋼 HRC50 ~ 60 Hardened Steel	50 ~ 70	0.1 ~ 0.2	0.1 ~ 0.2

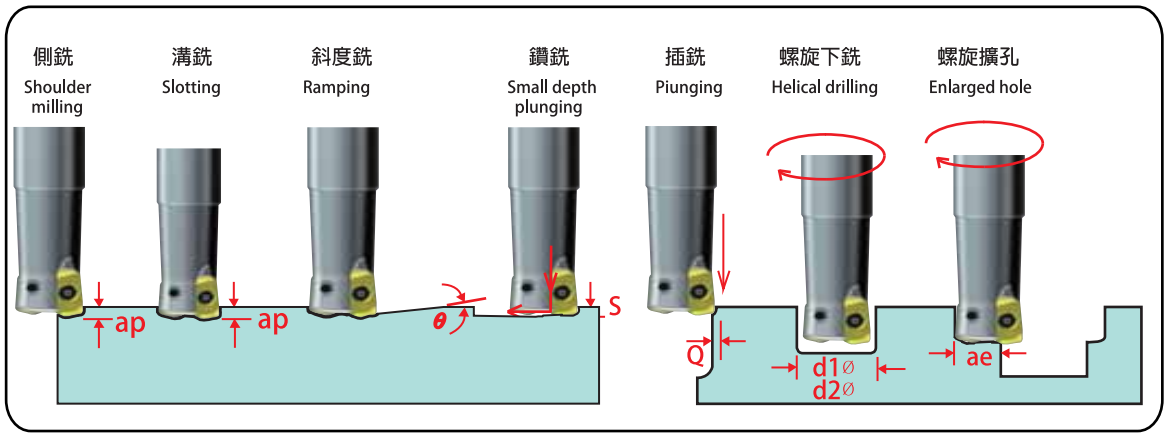

刀具外徑 Tool dia DC(mm)	最大切深 Max depth of cut ap (mm)	最大傾斜角 Max Ramping angle θ	最大鑽深 Max plunging depth S (mm)	最大插銑寬度 Max cutting width in plunging Q (mm)	最小加工孔徑 Min machinable hole d1 Ø	最大加工孔徑 Max machinable hole d2 Ø	孔內最大切削寬度 Max cutting width in enlarged hole ae
16	1.0	2.8°	1.0	3.5	24	30	12.0
17	1.0	2.5°	1.0	3.5	26	32	12.5
18	1.0	2.1°	1.0	3.5	28	34	13.0
20	1.0	1.7°	1.0	3.5	32	38	16.0
22	1.0	1.4°	1.0	3.5	36	42	18.0
25	1.0	1.2°	1.0	3.5	42	48	21.0
28	1.0	1.0°	1.0	3.5	48	54	23.5
32	1.0	0.8°	1.0	3.5	56	62	28.0
35	1.0	0.6°	1.0	3.5	62	68	30.5
40	1.0	0.4°	1.0	3.5	72	78	36
50	1.0	0.4°	1.0	3.5	92	98	45

TBP 球型精修刀 Finishing Ball milling cutters

P M H

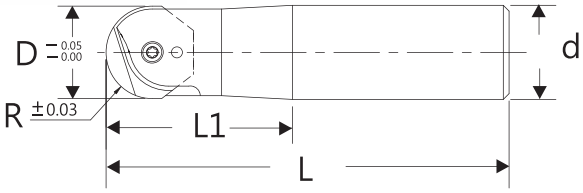

Ordering code	Dimensions / mm						Fort Screw	Rear Screw	Wrench
	R	D	L1	d	L				
TBP-08R-130-16	8	16	-	16	130	ZPFW160	Y-TBP08 M4-0.5	Y-TBP08S M3.5-0.6	T15
TBP-08R-130-20	8	16	50	20	130				
TBP-08R-160-16	8	16	65	16	160				
TBP-08R-160-20	8	16	65	20	160				
TBP-08R-220-20	8	16	65	20	220				
TBP-08R-200-25	8	16	65	25	200				
TBP-10R-140-20	10	20	-	20	140	ZPFW200	Y-TBP10 M5-0.5	Y-TBP10S M5-0.8	T20
TBP-10R-140-25	10	20	60	25	140				
TBP-10R-180	10	20	60	25	180				
TBP-10R-250	10	20	60	25	250				
TBP-12.5R-150-25	12.5	25	-	25	150	ZPFW250	Y-TBP125 M6-0.75	Y-TBP125S M5-0.8	T20
TBP-12.5R-150-32	12.5	25	70	32	150				
TBP-12.5R-200	12.5	25	90	32	200				
TBP-12.5R-300-32	12.5	25	90	32	300				
TBP-12.5R-300-42	12.5	25	90	42	300				
TBP-15R-160	15	30	80	32	160	ZPFW300	Y-TBP15 M8-0.75	Y-TBP15S M6-1.0	T25
TBP-15R-220	15	30	100	32	220				
TBP-15R-300	15	30	100	32	300				
TBP-15R-350-32	15	30	100	32	350				
TBP-15R-350-42	15	30	100	42	350				

泰精超硬刀具有限公司 TEL:886-2-29967563
TAI JENG MACHINERY TOOL CO., LTD

TCF 球型粗銑刀 Roughing ball nose milling cutters

P M

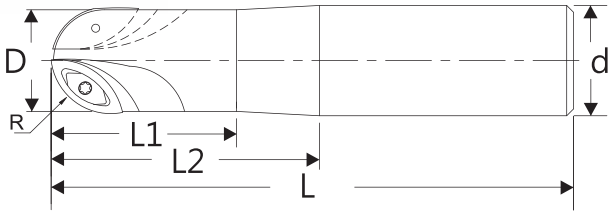

Ordering code	Dimensions / mm								Screw	Wrench
	R	D	L1	L2	d	L				
TCF-10R-140-20	10	20	30	40	20	140	ZCEW100CE	ZCEW100SE	Y-TCF10 M3-0.5	T10
TCF-10R-140-25	10	20	30	60	25	140				
TCF-10R-200	10	20	30	70	25	200				
TCF-10R-250-25	10	20	30	80	25	250				
TCF-10R-250-32	10	20	30	115	32	250				
TCF-10R-300	10	20	30	115	32	250				
TCF-12.5R-150-25	12.5	25	35	-	25	150	ZCEW125CE	ZCEW125SE	Y-TCF125 M4-0.7	T15
TCF-12.5R-150-32	12.5	25	35	70	32	150				
TCF-12.5R-200	12.5	25	35	80	32	200				
TCF-12.5R-250	12.5	25	35	90	32	250				
TCF-12.5R-300	12.5	25	35	105	32	300				
TCF-15R-160	15	30	50	80	32	160	ZCEW150CE	ZCEW150SE	Y-TCF15 M5-0.8	T20
TCF-15R-220	15	30	50	90	32	220				
TCF-15R-280	15	30	50	100	32	280				
TCF-15R-300	15	30	50	100	32	300				
TCF-15R-350	15	30	50	100	32	350				

TCFL 球型長刃粗銑刀 Roughing ball nose milling cutters

P M

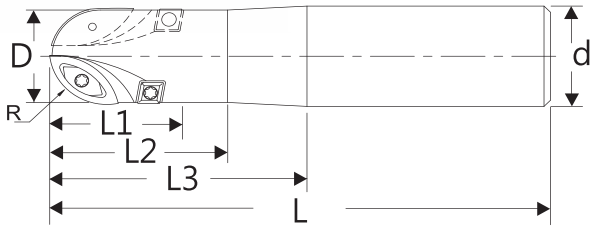

Ordering code	Dimensions / mm									Screw		Screw	Wrench
	R	D	L1	L2	L3	d	L						
TCFL-10R-150-20	10	20	30	50	-	20	150	ZCEW100CE	ZCEW100SE	Y-TCF10 M3-0.5	CPMT080204	Y-TJU12 M2.5-0.45	T10
TCFL-10R-150-25	10	20	30	35	70	25	150						
TCFL-10R-200	10	20	30	35	70	25	200						
TCFL-10R-250-25	10	20	30	35	70	25	250						
TCFL-10R-250-32	10	20	30	35	70	32	250						
TCFL-12.5R-180-25	12.5	25	39	-	-	25	180	ZCEW125CE	ZCEW125SE	Y-TCF125 M4-0.7	CPMT090308	Y-TJU25 M4-0.7	T15
TCFL-12.5R-180-32	12.5	25	39	50	80	32	180						
TCFL-12.5R-230	12.5	25	39	50	80	32	230						
TCFL-12.5R-300	12.5	25	39	50	80	32	300						
TCFL-15R-200	15	30	43	60	100	32	200	ZCEW150CE	ZCEW150SE	Y-TCF15 M5-0.8	CPMT090308	Y-TJU25 M4-0.7	T20
TCFL-15R-280	15	30	43	60	100	32	280						
TCFL-15R-350	15	30	43	60	100	32	350						
TCFL-25R-200	25	50	63	100	-	50.8	200	ZCET250CE	ZCET250SK	Y-TCF25 M6-1.0	CPMT120408	Y-TJU32 M5-0.8	T30
TCFL-25R-250	25	50	63	100	-	50.8	250						

T2139 球型精修刀 Finishing ball nose milling cutters

P M H

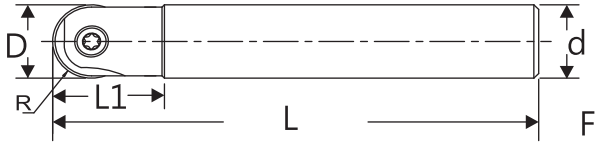

Fig.1

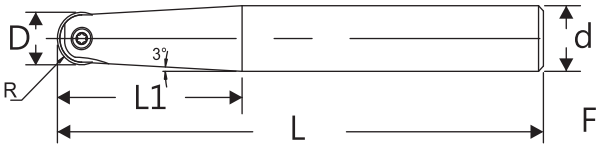

Fig.2

Ordering code	Dimensions / mm					Fig No.		Screw	Wrench
	R	D	L1	d	L				
T2139-04R-140	4	8	45	12	140	2	P32..-D08	Y-2139-4 M3-0.5	T8
T2139-05R-130	5	10	30	12	130	1	P32..-D10	Y-2139-5 M4-0.5	T15
T2139-05R-150	5	10	35	12	150	2			
T2139-06R-130	6	12	32	12	130	1	P32..-D12	Y-2139-6 M5-0.5	T20
T2139-06R-160	6	12	58	16	160	2			
T2139-08R-150	8	16	36	16	150	1	P32..-D16	Y-2139-8 M5-0.5	T20
T2139-08R-200	8	16	65	20	200	2			
T2139-10R-160	10	20	45	20	160	1	P32..-D20	Y-2139-10 M5-0.5	T20
T2139-10R-200-20	10	20	45	20	200	2			
T2139-10R-200	10	20	76	25	200	2			
T2139-10R-225	10	20	76	25	225	2			
T2139-10R-250	10	20	76	25	250	2			
T2139-12.5R-180	12.5	25	45	25	180	1	P32..-D25	Y-2139-125 M6-0.75	T20
T2139-12.5R-210	12.5	25	98	32	210	2			
T2139-12.5R-250	12.5	25	98	32	250	2			
T2139-12.5R-300-32	12.5	25	98	32	300	2			
T2139-12.5R-300	12.5	25	198	42	300	2			
T2139-15.0R-200	15	30	50	32	200	1	P32..-D30	Y-2139-15 M8-0.75	T30
T2139-15.0R-250	15	30	100	32	250	1			
T2139-16R-200	16	32	45	32	200	1	P32..-D32	Y-2139-16 M8-0.75	T30
T2139-16R-250-32	16	32	98	32	250	2			
T2139-16R-250	16	32	98	42	250	2			
T2139-16R-280-32	16	32	98	32	280	2			
T2139-16R-280	16	32	98	42	280	2			

T2139S 球型精修刀

Finishing ball nose milling cutters

P M H



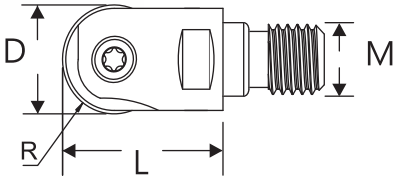

Ordering code	Dimensions / mm					Screw	Wrench
	R	D	L	M			
T2139S-08R	8	16	27	M8	P32..-D16	Y-2139-8 M5-0.5	T20
T2139S-10R	10	20	29	M10	P32..-D20	Y-2139-10 M5-0.5	T20
T2139S-12.5R	12.5	25	35	M12	P32..-D25	Y-2139-125 M6-0.75	T20
T2139S-15R	15	30	40	M12	P32..-D30	Y-2139-15 M8-0.75	T30
T2139S-16R	16	32	45	M16	P32..-D32	Y-2139-16 M8-0.75	T30

泰精超硬刀具有限公司 TEL:886-2-29967563
TAI JENG MACHINERY TOOL CO., LTD

T2039 球型粗銑刀 Roughing ball nose milling cutters

P M

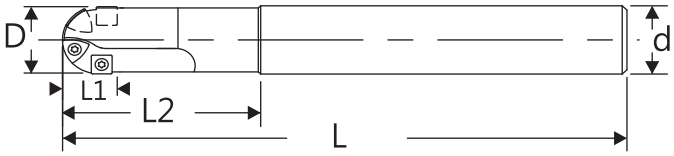

Fig.1

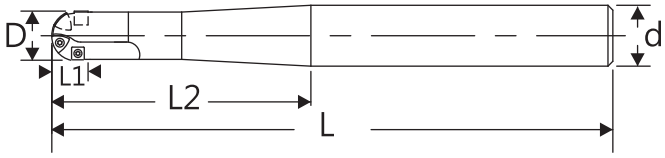

Fig.2



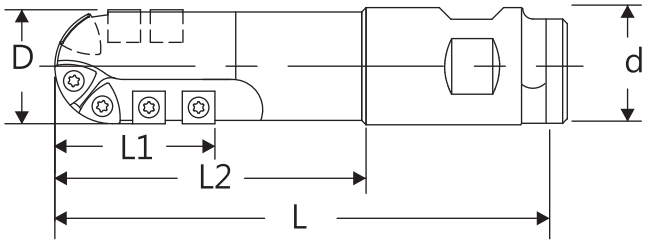

Fig.3

Ordering code	Dimensions / mm						Fig. No.			Screw	Wrench
	R	D	L1	L2	d	L					
T2039-10R-150-43	10	20	20.5	43	20	150	1	P26315-R10	P28415.00 SPLT060304	Y-2039-10 M2.5-0.45	T8
T2039-10R-150-63	10	20	20.5	63	20	150	1				
T2039-10R-225	10	20	20.5	100	25	225	2				
T2039-12.5R-155-43	12.5	25	23	43	25	155	1	P26315-R12	P28415.00 SPLT060304	Y-2039-125 M2.5-0.45	T8
T2039-12.5R-155-75	12.5	25	23	75	25	155	1				
T2039-12.5R-180	12.5	25	23	75	25	180	1				
T2039-12.5R-200	12.5	25	23	100	32	200	2				
T2039-12.5R-250	12.5	25	23	100	32	250	2				
T2039-16R-200	16	32	31	90	32	200	1	P26315-R16	P28415.0 SDLX090308	Y-2039-16 M4-0.7	T15
T2039-16R-225	16	32	31	90	32	225	1				
T2039-16R-250	16	32	31	90	32	250	1				
T2039-16R-275	16	32	31	90	32	275	1				
T2039-25R-200-42	25	50	66	100	42	200	1	P26315-R25	P28495.1 SPLX120408	Y-2039-25 M5-0.8	T20
T2039-25R-250-42	25	50	66	150	42	250	1				
T2039-25R-250-50.8	25	50	66	150	50.8	250	3				

05TRD 角R銑刀

P M

Profile milling cutters

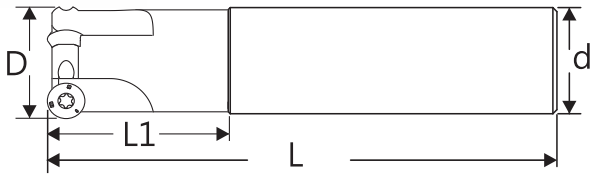

Ordering code	Dimensions / mm				Flutes		Screw	Wrench
	D	L1	d	L				
05TRD-10-100	10	25	10	100	2	RDHW0501 RDLW0501	Y-THSR2.5 M1.8-0.35	T6
05TRD-11-100	11	25	10	100	2			
05TRD-12-100	12	25	12	100	2			
05TRD-13-100	13	25	12	100	2			
05TRD-16-150	16	30	16	150	3			
05TRD-17-150	17	30	16	150	3			

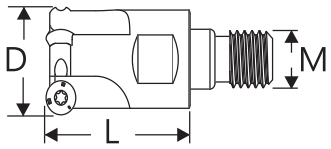

Ordering code	Dimensions / mm			Flutes		Screw	Wrench
	D	L	M				
05TRDM-1002	10	17	M5	2	RDHW0501 RDLW0501	Y-THSR2.5 M1.8-0.35	T6
05TRDM-1102	11	17	M5	2			
05TRDM-1202	12	18	M6	2			
05TRDM-1302	13	18	M6	2			
05TRDM-1303	13	18	M6	3			
05TRDM-1603	16	25	M8	3			
05TRDM-1703	17	25	M8	3			

泰精超硬刀具有限公司 TEL:886-2-29967563
TAI JENG MACHINERY TOOL CO., LTD

06TRP 角R銑刀

P M

Profile milling cutters

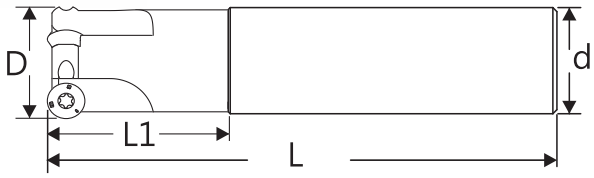

Ordering code	Dimensions / mm				Flutes		Screw	Wrench
	D	L1	d	L				
06TRP-12-100	12	25	12	100	2	RPHW0602 RPLW0602	Y-THSR3 M2.5-0.45	T8
06TRP-13-100	13	25	12	100	2			
06TRP-16-150	16	30	16	150	2			
06TRP-17-150	17	30	16	150	2			
06TRP-17-150-3	17	30	16	150	3			
06TRP-20-150	20	35	20	150	3			
06TRP-21-150	21	35	20	150	3			
06TRP-21-200	21	35	20	200	3			

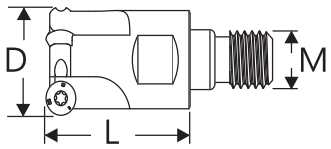

Ordering code	Dimensions / mm			Flutes		Screw	Wrench
	D	L	M				
06TRPM-1202	12	18	M6	2	RPHW0602 RPLW0602	Y-THSR3 M2.5-0.45	T8
06TRPM-1302	13	18	M6	2			
06TRPM-1602	16	25	M8	2			
06TRPM-1702	17	25	M8	2			
06TRPM-1703	17	25	M8	3			
06TRPM-2003	20	30	M10	3			
06TRPM-2103	21	30	M10	3			

07TRD 角R銑刀

P M

Profile milling cutters

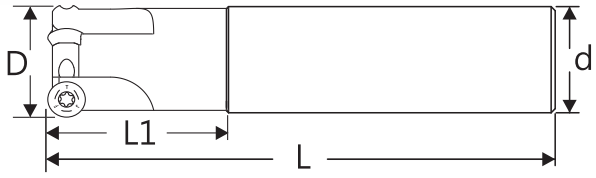

Ordering code	Dimensions / mm				Flutes		Screw	Wrench
	D	L1	d	L				
07TRD-16-150	16	30	16	150	2	RDHW0702 RDLT0702	Y-THSR3.5 M2.5-0.45	T8
07TRD-17-150	17	30	16	150	2			
07TRD-17-200	17	30	16	200	2			
07TRD-20-150	20	35	20	150	3			
07TRD-21-150	21	35	20	150	3			
07TRD-21-200	21	35	20	200	3			
07TRD-25-150	25	35	25	150	4			
07TRD-26-150	26	35	25	150	4			
07TRD-26-200	26	35	25	200	4			

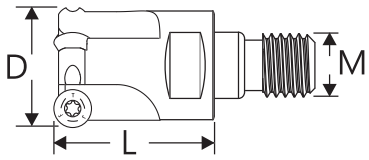

Ordering code	Dimensions / mm			Flutes		Screw	Wrench
	D	L	M				
07TRDM-1602	16	25	M8	2	RDHW0702 RDLT0702	Y-THSR3.5 M2.5-0.45	T8
07TRDM-1702	17	25	M8	2			
07TRDM-2003	20	30	M10	3			
07TRDM-2103	21	30	M10	3			
07TRDM-2504	25	35	M12	4			
07TRDM-2604	26	35	M12	4			
07TRDM-3505	35	45	M16	5			

泰精超硬刀具有限公司 TEL:886-2-29967563
TAI JENG MACHINERY TOOL CO., LTD

08TRP 角R銑刀

P M

Profile milling cutters

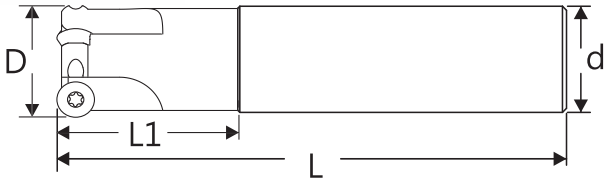

Ordering code	Dimensions / mm				Flutes		Screw	Wrench
	D	L1	d	L				
08TRP-16-150	16	30	16	150	2	RPHW0803 RPLW0803 RPMT0803	Y-THSR4 M3-0.5	T10
08TRP-17-150	17	30	16	150	2			
08TRP-20-160	20	35	20	160	3			
08TRP-21-160	21	35	20	160	3			
08TRP-25-160	25	50	25	160	4			
08TRP-26-160	26	50	25	160	4			
08TRP-26-200	26	50	25	200	4			



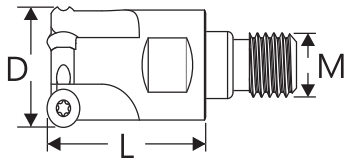

Ordering code	Dimensions / mm			Flutes		Screw	Wrench
	D	L	M				
08TRPM-1602	16	25	M8	2	RPHW0803 RPLW0803 RPMT0803	Y-THSR4 M3-0.5	T10
08TRPM-1702	17	25	M8	2			
08TRPM-2003	20	30	M10	3			
08TRPM-2103	21	30	M10	3			
08TRPM-2503	25	35	M12	3			
08TRPM-2504	25	35	M12	4			
08TRPM-2604	26	35	M12	4			

10TRD 角R銑刀

P M

Profile milling cutters

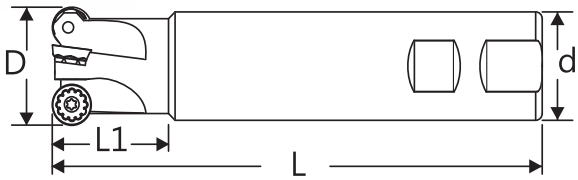

Ordering code	Dimensions / mm				Flutes		Screw	Wrench
	D	L1	d	L				
10TRD-20-150	20	35	20	150	2	RDHW1003 RDLT1003	Y-THSR5 M3.5-0.6	T15
10TRD-21-150	21	35	20	150	2			
10TRD-21-200	21	35	20	200	2			
10TRD-25-150	25	35	25	150	3			
10TRD-26-150	26	35	25	150	3			
10TRD-26-200	26	35	25	200	3			
10TRD-30-150	30	35	25	150	4			
10TRD-30-200	30	35	25	200	4			
10TRD-35-150	35	35	32	150	4			
10TRD-35-200	35	35	32	200	4			

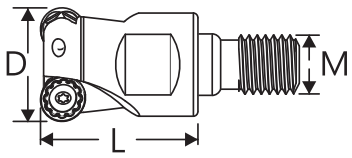

Ordering code	Dimensions / mm			Flutes		Screw	Wrench
	D	L	M				
10TRDM-2002	20	30	M10	2	RDHW1003 RDLT1003	Y-THSR5 M3.5-0.6	T15
10TRDM-2102	21	30	M10	2			
10TRDM-2503	25	35	M12	3			
10TRDM-2603	26	35	M12	3			
10TRDM-3004	30	45	M12	4			
10TRDM-3504	35	45	M16	4			

泰精超硬刀具有限公司 TEL:886-2-29967563
TAI JENG MACHINERY TOOL CO., LTD

TCRD10 角R銑刀

P M

Profile milling cutters

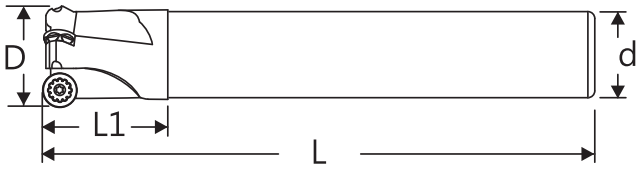

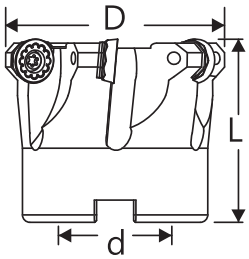

經由刀片底座分度,可以強化與刀體的結合,省去壓板佔用的除屑空間,有效節約時間與成本

Clamp free (rotate prevention) Rapid chip-removing

Ordering code	Dimensions / mm				Flutes		Screw	Wrench
	D	L1	d	L				
TCRD10-20-150	20	30	20	150	2	RDLT1003	Y-TCRD10 M3.5-0.6	T15
TCRD10-21-150	21	30	20	150	2			
TCRD10-25-150	25	35	25	150	2			
TCRD10-25-150-3	25	35	25	150	3			
TCRD10-25-200	25	35	25	200	2			
TCRD10-26-150	26	35	30	150	3			
TCRD10-26-200	26	35	30	200	3			
TCRD10-30-160	30	35	332	160	3			
TCRD10-30-200	30	35	32	200	3			
TCRD10-35-160	35	35	32	160	4			
TCRD10-35-200	35	35	32	200	4			
TCRD10-40-160	40	35	32	160	4			
TCRD10-50-22.0	50	-	22.0	40	5			
TCRD10-63-25.4	63	-	25.4	50	6			

HRD10 角R銑刀

P M

Profile milling cutters

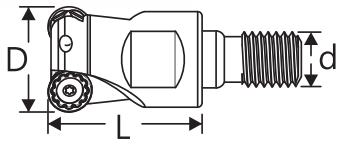

經由刀片底座分度,可以強化與刀體的結合,省去壓板佔用的除屑空間,有效節約時間與成本

Clamp free (rotate prevention) Rapid chip-removing

Ordering code	Dimensions / mm			Flutes		Screw	Wrench
	D	L	M				
HRD10-2002	20	30	M10	2	RDLT1003 RDLW1003	Y-TCRD10 M3.5-0.6	T15
HRD10-2102	21	30	M10	2			
HRD10-2502	25	35	M12	2			
HRD10-2503	25	35	M12	3			
HRD10-2602	26	35	M12	2			
HRD10-2603	26	35	M12	3			
HRD10-3003	30	45	M12	3			

泰精超硬刀具有限公司 TEL:886-2-29967563
TAI JENG MACHINERY TOOL CO., LTD

TRP12 角R銑刀

Profile milling cutters

P M

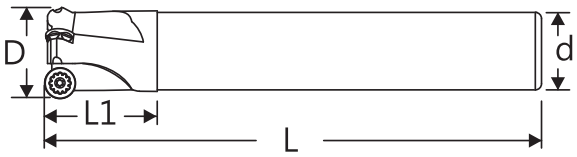

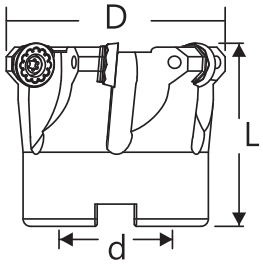

經由刀片底座分度,可以強化與刀體的結合,省去壓板佔用的除屑空間,有效節約時間與成本

Clamp free (rotate prevention) Rapid chip-removing

Ordering code	Dimensions / mm				Flutes		Screw	Wrench
	D	L1	d	L				
TRP12-32-150	32	35	32	150	3	RPMT1204-SCM(TJ)	Y-TRP12 M4-0.7	T15
TRP12-32-200	32	40	32	200	3			
TRP12-35-150	35	35	32	150	4			
TRP12-35-200-3	35	35	32	200	3			
TRP12-35-200-4	35	35	32	200	4			
TRP12-40-150	40	43	32	150	4			
TRP12-40-200	40	43	32	200	4			
TRP12-50-22.0	50	-	22.0	40	4			
TRP12-63-25.4	63	-	25.4	50	6			
TRP12-80-25.4	80	-	25.4	50	7			

TSR 角R銑刀

P M

Profile milling cutters

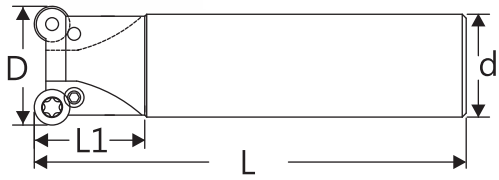

Ordering code	Dimensions / mm				Flutes		Screw	Clamp	Wrench
	D	L1	d	L					
TSR-2.5R-12-090	12	40	12	90	2	RDLW0501	Y-TSR2.5 M1.8-0.35	Y-TSR2.5S M2-0.4	T6
TSR-2.5R-12-120	12	50	12	120	2				
TSR-2.5R-16-120	16	50	16	120	2				
TSR-2.5R-16-160	16	50	16	160	2				
TSR-3.0R-12-090	12	40	12	90	2	RPLW0602	Y-TSR3 M2.5-0.45	Y-TSR3S M2.5-0.45	T8
TSR-3.0R-12-120	12	50	12	120	2				
TSR-3.0R-16-120	16	50	16	120	2				
TSR-3.0R-16-160	16	50	16	160	2				
TSR-3.0R-20-120	20	40	20	120	2				
TSR-3.0R-20-160	20	40	20	160	2				
TSR-3.5R-16-120	16	50	16	120	2	RDLW0702	Y-TSR3.5 M2.5-0.45	Y-TSR3.5S M2.5-0.45	T8
TSR-3.5R-16-160	16	50	16	160	2				
TSR-3.5R-20-120	20	50	20	120	2				
TSR-3.5R-20-160	20	50	20	160	2				
TSR-4.0R-20-120	20	50	20	120	2	RPLW0803	Y-TSR4 M3-0.5	Y-TSR4S M3-0.5	T10
TSR-4.0R-20-160	20	50	20	160	2				
TSR-5.0R-25-120	25	50	25	120	2	RDLW1003	Y-TSR5 M3.5-0.6	Y-TSR5S M3.5-0.6	T15
TSR-5.0R-25-150	25	50	25	150	2				
TSR-5.0R-25-200	25	50	25	200	2				

泰精超硬刀具有限公司 TEL:886-2-29967563
TAI JENG MACHINERY TOOL CO., LTD

TRS 角R銑刀

Profile milling cutters

P M K H

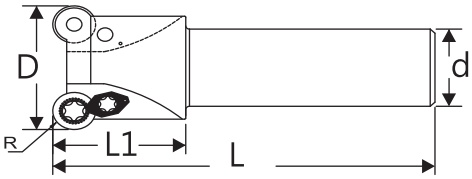

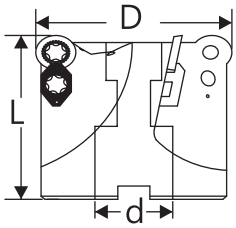

Ordering code	Dimensions / mm				Flutes		Screw	Clamp	Wrench
	D	L1	d	L					
TRS-4R-12-110	12	25	12	110	1	RDMT0802	Y-TRS8 M2.5-0.45	Y-TRS4 M2.5-0.45	T8
TRS-4R-12-150	12	25	12	150	1				
TRS-4R-16-120	16	25	16	120	2				
TRS-4R-16-160	16	25	16	160	2				
TRS-4R-17-150	17	25	16	150	2				
TRS-4R-20-130	20	25	20	130	2				
TRS-4R-20-180	20	25	20	180	2				
TRS-4R-21-150	21	25	20	150	2				
TRS-5R-25-120	25	35	25	120	2	RDMT10T3	Y-TRS15 M4-0.7	Y-EMRW6 M4-0.7	T15
TRS-5R-25-150	25	35	25	150	2				
TRS-5R-25-200	25	35	25	200	2				
TRS-5R-25-250	25	35	25	250	2				
TRS-5R-26-150	26	35	25	150	2				
TRS-5R-30-120	30	25	25	120	2				
TRS-5R-30-150	30	35	25	150	2				
TRS-5R-30-200	30	35	25	200	2				
TRS-5R-30-250	30	35	25	250	2				
TRS-5R-35-150	35	35	32	150	3				
TRS-5R-35-200	35	35	32	200	3				
TRS-5R-35-250	35	35	32	250	3				
TRS-5R-35-300	35	35	32	300	3				
TRS-5R-40-150	40	35	32	150	3				
TRS-5R-40-200	40	35	32	200	3				
TRS-5R-50-22.0	50	-	22.0	40	4				

EMR 角R銑刀

P M

Profile milling cutters

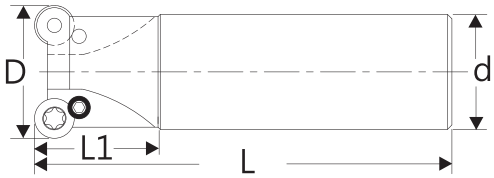

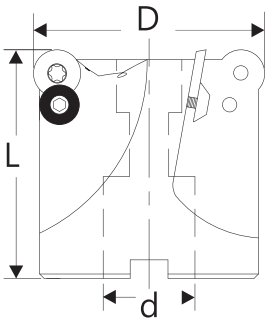

Ordering code	Dimensions / mm				Flutes		Screw	Wrench	Clamp	Key mm
	D	L1	d	L						
EMR-5R-25-120	25	35	20	120	2	RPMW1003	Y-EMR5 M4-0.7	T15	Y-TPR3 3/16-32	3
EMR-5R-25-150	25	35	20	150	2					
EMR-5R-25-25-150	25	45	25	150	2					
EMR-5R-25-180	25	35	25	180	2					
EMR-5R-30-120	30	40	25	120	2					
EMR-5R-30-120-3	30	45	25	120	3					
EMR-5R-30-150	30	35	25	150	2					
EMR-5R-30-32-150	30	45	32	150	2					
EMR-5R-30-200	30	35	25	200	2					
EMR-5R-30-32-200	30	35	32	200	2					
EMR-5R-35-120	35	40	32	120	3					
EMR-5R-35-150	35	35	32	150	3					
EMR-5R-35-200	35	35	32	200	3					
EMR-5R-35-250	35	40	32	250	3					
EMR-5R-35-300	35	35	32	300	3					
EMR-5R-50-22.0	50	-	22.0	40	4					
EMR-6R-40-120	40	40	32	120	3	RPMW1203	Y-EMR6 M4-0.7	T15	Y-TPR3 3/16-32	3
EMR-6R-40-180	40	40	32	180	3					
EMR-6R-40-230	40	40	32	230	3					
EMR-6R-40-300	40	40	32	300	3					
EMR-6R-50-200	50	45	32	200	3					

泰精超硬刀具有限公司 TEL:886-2-29967563
TAI JENG MACHINERY TOOL CO., LTD

EMRW 角R銑刀

P M H

Profile milling cutters

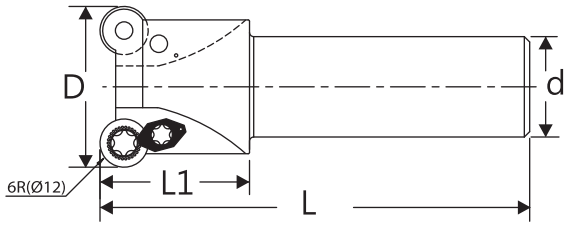

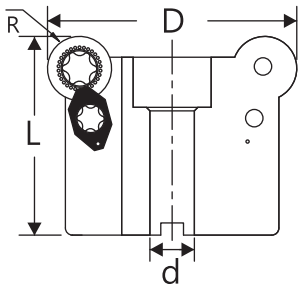

Ordering code	Dimensions / mm				Flutes		Screw	Clamp	Wrench
	D	L1	d	L					
EMRW-6R-32-150	32	36	25	150	2	RPMT1204 RPMW1204	Y-EMRW6R M4-0.7	Y-EMRW6 M4-0.7	T15
EMRW-6R-32-200	32	40	25	200	2				
EMRW-6R-32-250	32	40	25	250	2				
EMRW-6R-35-150	35	40	32	150	3				
EMRW-6R-40-120	40	40	32	120	3				
EMRW-6R-40-180	40	40	32	180	3				
EMRW-6R-40-230	40	40	32	230	3				
EMRW-6R-50-150-32	50	45	32	150	4				
EMRW-6R-50-150-42	50	45	42	150	4				
EMRW-6R-50-200	50	50	42	200	4				
EMRW-6R-50-22.0	50	-	22.0	50	4				
EMRW-6R-63-22.0	63	-	22.0	50	5				
EMRW-6R-63-25.4	63	-	25.4	50	5				
EMRW-6R-92-31.75	92	-	31.75	55	6				
EMRW-6R-112-31.75	112	-	31.75	55	7				
EMRW-8R-63-22.0	63	-	22.0	50	4	RDMX1604 RDMT1604	Y-EMRW8R M5-0.8	Y-EMRW6 M4-0.7	T15 T20
EMRW-8R-63-25.4	63	-	25.4	50	4				
EMRW-8R-66-25.4	66	-	25.4	50	4				
EMRW-8R-80-25.4	80	-	25.4	50	5				
EMRW-8R-80-31.75	80	-	31.75	50	5				
EMRW-8R-100-31.75	100	-	31.75	50	6				
EMRW-8R-116-31.75	116	-	31.75	50	6				

TJR 角R銑刀

P M

Profile milling cutters

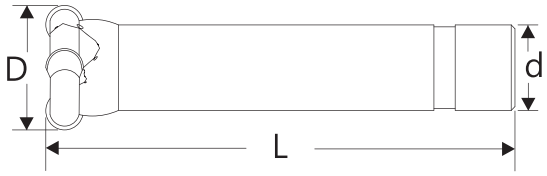

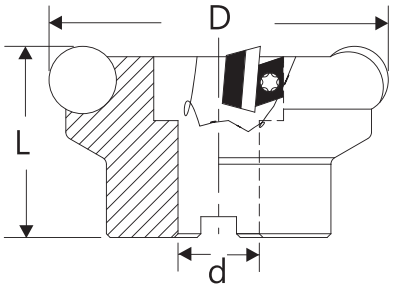

Ordering code	Dimensions / mm			Flutes		Clamp	Clamp Key	Shim	Shim Screw	Shim Key
	D	d	L							
TJR-10R-55-250	55	42	250	3	RPMN2004	Y-TJR3 5/16-24	4	-	-	-
TJR-10R-55-300	55	42	300	3						
TJR-10R-65-150	65	32	150	3						
TJR-10R-65-200	65	42	200	3						
TJR-10R-65-250	65	42	250	3						
TJR-10R-65-300	65	42	300	3						
TJR-10R-65-350	65	42	350	3						
TJR-10R-80-25.4	80	25.4	50	4		Y-5251 5/16-24	4	Y-TJR1	Y-TJR2 M4-0.7	2
TJR-10R-96-31.75	96	31.75	55	5						

泰精超硬刀具有限公司 TEL:886-2-29967563
TAI JENG MACHINERY TOOL CO., LTD

加工型態

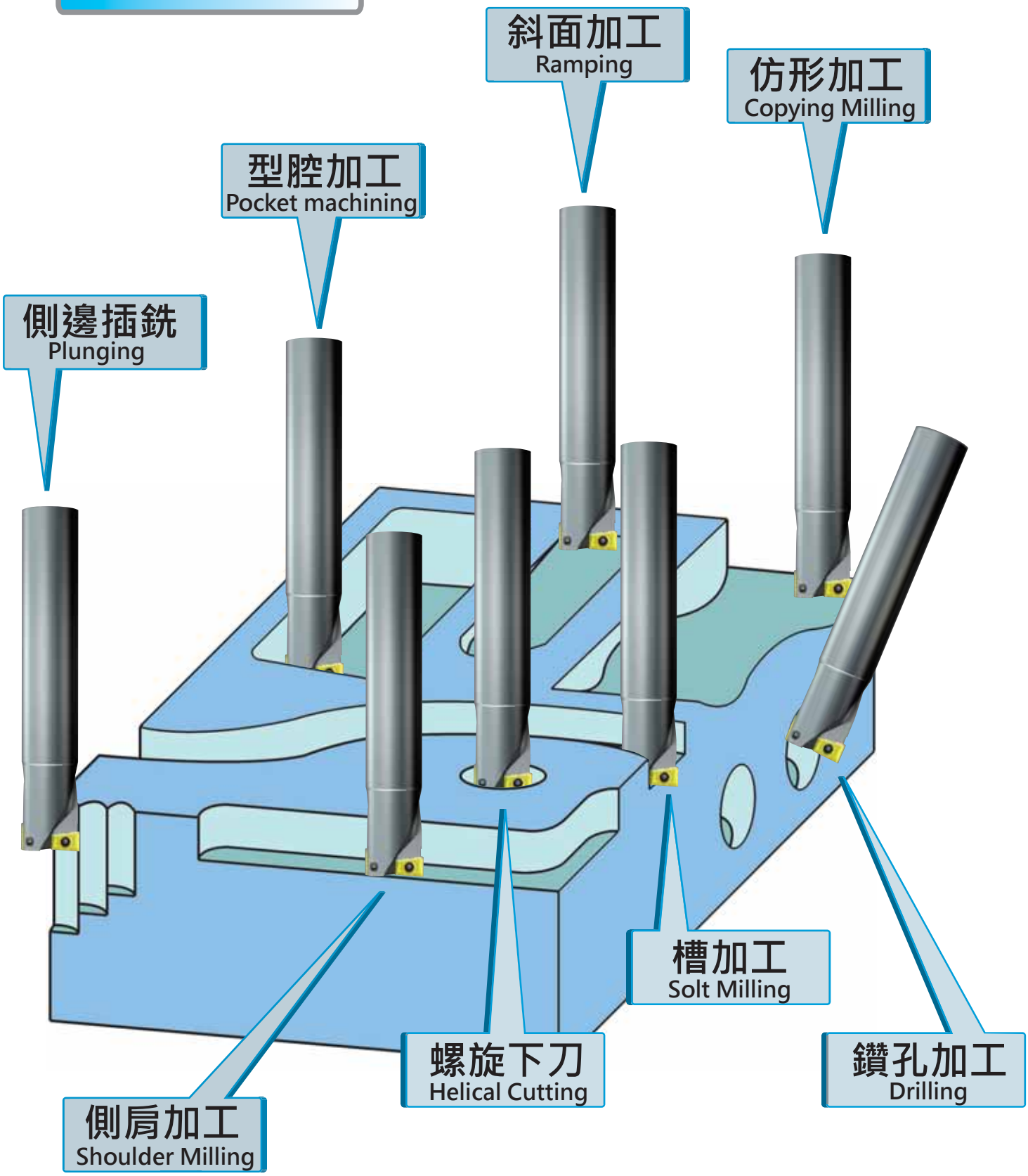
斜面加工
Ramping
仿形加工
Copying Milling
型腔加工
Pocket machining
側邊插銑
Plunging
槽加工
Solt Milling
螺旋下刀
Helical Cutting
鑽孔加工
Drilling
側肩加工
Shoulder Milling

MIT..Q 鑽銑刀

Multi-functional

P M K N

90°

All kinds of purpose

NEW

Ordering code	Dimensions / mm				Flutes		Screw	Wrench
	D	d	L1	L				
MIT08Q-1602-16B-150	16	16	30	150	2	QOMT0830R QOGT0830R	Y-MIT08Q M2-0.4	T6
MIT08Q-1702-16B-150	17	16	30	150				
MIT08Q-1702-16B-200	17	16	30	200				
MIT10Q-2002-20B-150	20	20	35	150		QOMT1035R QOGT1035R	Y-MIT10Q M2.5-0.45	T8
MIT10Q-2102-20B-150	21	20	35	150				
MIT10Q-2102-20B-200	21	20	35	200				
MIT13Q-2502-25B-150	25	25	40	150		QOMT1342R QOGT1342R	Y-MIT13Q M3-0.5	T8
MIT13Q-2602-25B-150	26	25	40	150				
MIT16Q-3202-32B-150	32	32	50	150		QOMT1651R QOGT1651R	Y-MIT16Q M4-0.7	T15
MIT16Q-3302-25B-150	33	32	50	150				
MIT20Q-4002-32B-150	40	32	60	150		QOMT2062R QOGT2062R	Y-MIT20Q M5-0.8	T25



NEW

Ordering code	Dimensions / mm			Flutes		Screw	Wrench
	D	L	M				
MIT08Q-1702-M08	17	30	M8	2	QOMT0830R QOGT0830R	Y-MIT08Q M2-0.4	T6
MIT10Q-2102-M08	21	30	M10	2	QOMT1035R QOGT1035R	Y-MIT10Q M2.5-0.45	T8
MIT13Q-2602-M12	26	35	M12	2	QOMT1342 QOGT1342	Y-MIT13Q M3-0.5	T8
MIT16Q-3302-M16	33	40	M16	2	QOMT1651R QOGT1651R	Y-MIT16Q M4-0.7	T15

coming soon ...

TAQ 鑽銑刀

P M K N

Multi-functional

90°

All kinds of purpose

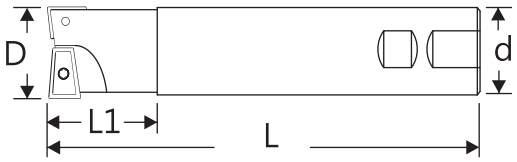

Ordering code	Dimensions / mm				Flutes		Screw	Wrench
	D	d	L1	L				
TAQ-16-150	16	16	30	150	2	QOMT0830R	Y-TAQ16 M2-0.4	T6
TAQ-17-150	17	16	30	150	2			
TAQ-20-150	20	20	30	150	2	QOMT1035T	Y-TAQ20 M2.5-0.45	T8
TAQ-21-150	21	20	30	150	2			
TAQ-25-150	25	25	35	150	2	QOMT1342R	Y-TAQ25 M3-0.5	T8
TAQ-26-150	26	25	35	150	2			
TAQ-32-150	32	32	35	150	2	QOMT1651R	Y-TAQ32 M4-0.7	T15
TAQ-33-150	33	32	35	150	2			
TAQ-40-150	40	32	35	150	2	QOMT2062R	Y-TAQ40 M5-0.8	T20



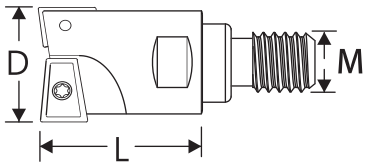

Ordering code	Dimensions / mm			Flutes		Screw	Wrench
	D	L	M				
TAQS-17	17	26	M8	2	QOMT0830R	Y-TAQ16 M2-0.4	T6
TAQS-21	21	30	M10	2	QOMT1035R	Y-TAQ20 M2.5-0.45	T8
TAQS-26	26	34	M12	2	QOMT1342R	Y-TAQ25 M3-0.5	T8
TAQS-32	32	43	M16	2	QOMT1651R	Y-TAQ32 M4-0.7	T15
TAQS-33	33	43	M16	2			

TJU 鑽銑刀

Multi-functional

P M K N H

90°

All kinds of purpose

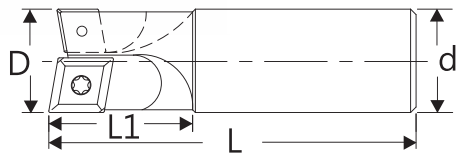

Fig.1

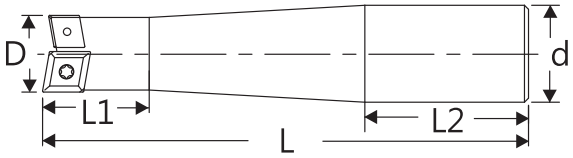

Fig.2

Ordering code	Dimensions / mm					Fig. No.	Flutes			Screw	Wrench
	D	L1	L2	d	L						
TJU-12-100	12	30	-	12	100	1	1	CPMT080204	-	Y-TJU12 M2.5-0.45	T8
TJU-12-130	12	30	-	12	130	1	1				
TJU-16-120	16	30	-	16	120	1	2	CCMT060204	CPMT080204Z	Y-TJU12 M2.5-0.45	T8
TJU-16-150	16	30	-	16	150	1	2				
TJU-16-175	16	30	-	16	175	1	2				
TJU-17-150	17	30	-	16	150	1	2				
TJU-17-200	17	30	-	16	200	1	2				
TJU-20-120	20	30	-	20	120	1	2	CCMT060204	CPMT090204Z	Y-TJU16 M2.5-0.45 Y-TJU20 M3.5-0.6	T8 T15
TJU-20-150	20	30	-	20	150	1	2				
TJU-20-185	20	30	-	20	185	1	2				
TJU-20-235	20	30	140	25	235	2	2				
TJU-20-285	20	30	190	25	285	2	2				
TJU-21-150	21	30	-	20	150	1	2				
TJU-21-200	21	30	-	20	200	1	2				
TJU-25-130	25	40	-	25	130	1	2	CPMT090308	CPMT120308Z	Y-TJU25 M4-0.7	T15
TJU-25-160	25	40	-	25	160	1	2				
TJU-25-220	25	40	-	25	220	1	2				
TJU-25-250	25	70	-	25	250	1	2				
TJU-25-270	25	40	136	32	270	2	2				
TJU-25-300	25	200	-	25	300	1	2				
TJU-25-320	25	40	186	32	320	2	2				
TJU-26-150	26	40	-	25	150	1	2				
TJU-26-200	26	40	-	25	200	1	2				
TJU-26-260	26	40	-	25	160	1	2				
TJU-26-310	26	40	-	25	310	1	2				
TJU-32-150	32	40	-	32	150	1	2	CPMT120408	CPMT160408Z	Y-TJU32 M5-0.8	T20
TJU-32-230	32	40	-	32	230	1	2				
TJU-32-260	32	40	-	32	260	1	2				
TJU-32-300	32	200	-	32	300	1	2				
TJU-33-160	33	40	-	32	160	1	2				
TJU-33-210	33	40	-	32	210	1	2				
TJU-33-260	33	40	-	32	260	1	2				
TJU-33-320	33	40	-	32	320	1	2				

TJUS 鑽銑刀 Multi - functional

P M K N H

90° All kinds of purpose

Ordering Code	Dimensions / mm			Flutes			Screw	Wrench
	D	M	L					
TJUS-1702-M08	17	M08	25	2	CCMT060204	CPMT080204Z	Y-TJU12 M2.5-0.45	T8
TJUS-2102-M10	21	M10	30	2	CCMT060204	CPMT090204Z	Y-TJU12 M2.5-0.45 Y-TJU20 M3.5-0.6	T8 T15
TJUS-2602-M12	26	M12	35	2	CPMT090308	CPMT120308Z	Y-TJU25 M4-0.7	T15

TSJ 鑽銑刀

Multi-functional

P M K N H

90°

All kinds of purpose

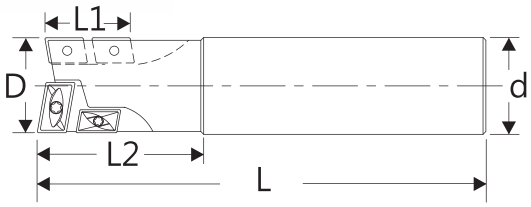

Ordering code	Dimensions / mm						Pcs		Pcs	Screw	Wrench
	D	L1	L2	d	L						
TSJ-20-130	20	20	35	20	130	ADMT100308L	1	ACMT100308R	3	Y-TSJ20 M2.5-0.45	T8
TSJ-20-185	20	20	60	20	185						
TSJ-21-185	21	20	35	20	185						
TSJ-25-140	25	25	40	25	140	ADMT12T308L	1	APMT12T308R	3	Y-TSJ25 M3-0.5	T10
TSJ-25-220	25	25	60	25	220						
TSJ-26-220	26	25	35	25	220						
TSJ-26-300	26	25	40	25	300						
TSJ-32-150	32	32	50	32	150	APMT160408L	1	APMT150408R	3	Y-TSJ32 M4-0.7	T15
TSJ-32-230	32	32	90	32	230						
TSJ-35-150	35	35	50	32	150	APMT170408L	1	APMT150408R	3	Y-TSJ32 M4-0.7	T15
TSJ-35-230	35	35	50	32	230						
TSJ-35-350	35	35	50	32	350						
TSJ-40-160	40	40	55	32	160	APMT190508L	1	APMT150408R	4	Y-TSJ32 M4-0.7	T15
TSJ-40-240	40	40	55	32	240						
TSJ-40-400	40	40	55	32	400						



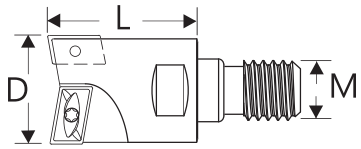

Ordering code	Dimensions / mm			Flutes			Screw	Wrench
	D	L	M					
TSJS-2102	21	29	M10	2	ADMT100308L	ACMT100308R	Y-TSJ20 M2.5-0.45	T8
TSJS-2602	26	34	M12	2	ADMT12T308L	APMT12T308R	Y-TSJ25 M3-0.5	T10
TSJS-3302	33	43	M16	2	APMT160408L	APMT150408R	Y-TSJ32 M4-0.7	T15
TSJS-3502	35	43	M16	2	APMT170408L			
TSJS-4002	40	43	M16	2	APMT190508L			

泰精超硬刀具有限公司 TEL:886-2-29967563
TAI JENG MACHINERY TOOL CO., LTD

THD 快速鑽

Indexable drill

P M K N

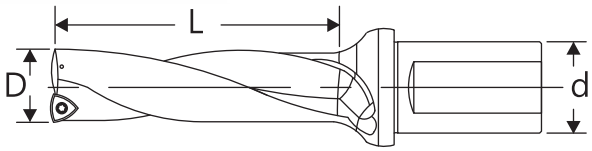

Ordering code	Dimensions / mm				Screw	Wrench
	D	L1	d			
THD-3D-14	14	42	25	WCMX030208	Y-WCMT03 M2-0.4	T7
THD-3D-15	15	45	25			
THD-3D-16	16	48	25			
THD-3D-17	17	51	25			
THD-3D-18	18	54	25			
THD-3D-19	19	57	25			
THD-3D-20	20	60	25			
THD-3D-21	21	63	25	WCMX040208	Y-WCMT04 M2.5-0.45	T8
THD-3D-22	22	66	25			
THD-3D-23	23	69	25			
THD-3D-24	24	72	25			
THD-3D-25	25	75	32			
THD-3D-26	26	78	32	WCMT050308	Y-WCMT05 M3-0.5	T10
THD-3D-27	27	81	32			
THD-3D-28	28	84	32			
THD-3D-29	29	87	32			
THD-3D-30	30	90	32			
THD-3D-31	31	93	32			
THD-3D-32	32	96	32			
THD-3D-33	33	99	32			
THD-3D-34	34	102	32	WCMT06T308	Y-WCMT06 M3.5-0.6	T15
THD-3D-35	35	105	32			
THD-3D-36	36	108	32			
THD-3D-37	37	111	32			
THD-3D-38	38	114	32			
THD-3D-39	39	117	32			
THD-3D-40	40	120	40			

Ordering code	Dimensions / mm				Screw	Wrench
	D	L1	d			
THD-3D-41	41	123	40	WCMT080412	Y-WCMT08 M4-0.7	T15
THD-3D-42	42	126	40			
THD-3D-43	43	129	40			
THD-3D-44	44	132	40			
THD-3D-45	45	135	40			
THD-3D-46	46	138	40			
THD-3D-47	47	141	40			
THD-3D-48	48	144	40			
THD-3D-49	49	147	40			
THD-3D-50	50	150	40			

Ordering code	Dimensions / mm				Screw	Wrench
	D	L1	d			
THD-4D-15	15	60	25	WCMX030204	Y-WCMT03 M2-0.4	T7
THD-4D-17	17	68	25			
THD-4D-19	19	76	25			
THD-4D-21	21	84	25	WCMX040208	Y-WCMT04 M2.5-0.45	T8
THD-4D-24	24	96	25			
THD-4D-25	25	100	32			
THD-4D-26	26	104	32	WCMT050308	Y-WCMT05 M3-0.5	T10
THD-4D-29	29	116	32			
THD-4D-30	30	120	32			
THD-4D-31	31	124	32			
THD-4D-34	34	136	32	WCMT06T308	Y-WCMT06 M3.5-0.6	T15
THD-4D-35	35	140	32			
THD-4D-39	39	156	40			
THD-4D-40	40	160	40			
THD-4D-44	44	176	40	WCMT080412	Y-WCMT08 M4-0.7	T15
THD-4D-45	45	180	40			
THD-4D-49	49	196	40			
THD-4D-50	50	200	40			

JD 大口徑鑽 Movably drill

P M

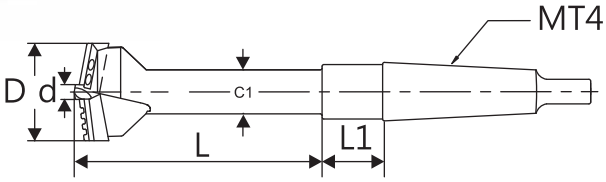

Ordering code	Hole Dia.		d	C1	L1	L	Insert (Japan)		Clamp Set	Center Drill
	D Min	D Max					A Type	B Type		
JD-55	50	55	12	26	34	250	50-53	53-55	Y-JD055 M4-0.7	DD-12-A DD-12-B (Coolant)
JD-65	55	65		26			55-60	60-65	Y-JD065 M5-0.8	
JD-80	65	80		30			65-73	73-80	Y-JD080 M6-1.0	
JD-100	80	100		34			80-90	90-100	Y-JD100 M6-1.0	

Insert (Japan)	Center Drill	
		
	without coolant	with coolant

組裝方式 **Assembly method**

- 大口徑鑽的刀刃由粗切削、精修刀片以及中心鑽所構成。 Movably drill's cutting edge consists of three cutters, roughing blade, finishing blade and central drill.
- 先鬆開中心鑽側固螺絲將中心鑽置入頭部。 Insert the central drill into the head
- 再放入粗切削刀片對應凸字部位，並將刀片推入與中心鑽的溝槽緊密結合。 Clamp the roughing blade(R) in the seat with 凸 mark, the inside edge must contact tightly against the side slot of the central drill to prevent turning free.
- 接著放入精修刀片對應Ⅲ部位鎖緊。 Clamp the finishing(S) in the seat with Ⅲ mark.
- 最後鎖緊中心鑽側固螺絲。 Finaly, tighten the central drill side-lock screw.

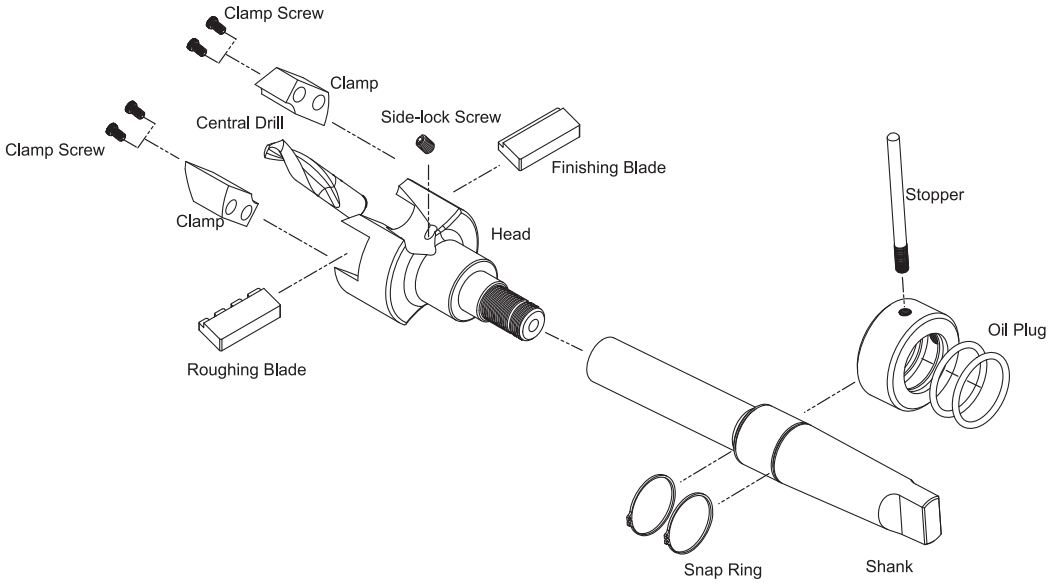

SUM..W-3D 快速鑽頭 Indexable drill

P M K N



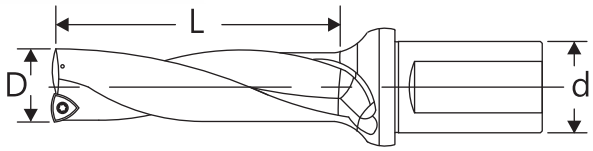

Ordering Code	Dimensions / mm			Flutes		Screw	Wrench
	D	d	L1				
SUM03W-15.0-25E-3D	15	25	45	2	WCMX030208	Y-SUM03W M2.5-0.45	T8
SUM03W-16.0-25E-3D	16	25	48				
SUM03W-17.0-25E-3D	17	25	51				
SUM03W-18.0-25E-3D	18	25	54				
SUM03W-19.0-25E-3D	19	25	57				
SUM03W-20.0-25E-3D	20	25	60				
SUM04W-21.0-25E-3D	21	25	63		WCMX040208	Y-SUM04W M2.5-0.45	T8
SUM04W-22.0-32E-3D	22	32	66				
SUM04W-23.0-25E-3D	23	25	69				
SUM04W-24.0-25E-3D	24	25	72				
SUM04W-25.0-32E-3D	25	32	75				
SUM05W-26.0-32E-3D	26	32	78		WCMT050308	Y-SUM05W M3-0.5	T10
SUM05W-27.0-32E-3D	27	32	81				
SUM05W-28.0-32E-3D	28	32	84				
SUM05W-29.0-32E-3D	29	32	87				
SUM05W-30.0-32E-3D	30	32	90				
SUM05W-31.0-32E-3D	31	32	93				
SUM05W-32.0-32E-3D	32	32	96				
SUM05W-33.0-32E-3D	33	32	99				
SUM06W-34.0-32E-3D	34	32	102		WCMT06T308	Y-SUM06W M3.5-0.6	T15
SUM06W-35.0-32E-3D	35	32	105				
SUM06W-36.0-32E-3D	36	32	108				
SUM06W-37.0-32E-3D	37	32	111				
SUM06W-38.0-32E-3D	38	32	114				
SUM06W-39.0-32E-3D	39	32	117				
SUM06W-40.0-32E-3D	40	32	120				
SUM06W-41.0-40E-3D	41	40	123				
SUM06W-42.0-40E-3D	42	40	126				
SUM08W-43.0-40E-3D	43	40	129		WCMT080412	Y-SUM08W M4-0.7	T15
SUM08W-44.0-40E-3D	44	40	132				
SUM08W-45.0-40E-3D	45	40	135				
SUM08W-46.0-40E-3D	46	40	138				
SUM08W-47.0-40E-3D	47	40	141				
SUM08W-48.0-40E-3D	48	40	144				
SUM08W-49.0-40E-3D	49	40	147				
SUM08W-50.0-40E-3D	50	40	150				

泰精超硬刀具有限公司 TEL:886-2-29967563
TAI JENG MACHINERY TOOL CO., LTD

SUM..W-4D 快速鑽頭 Indexable drill

P M K N



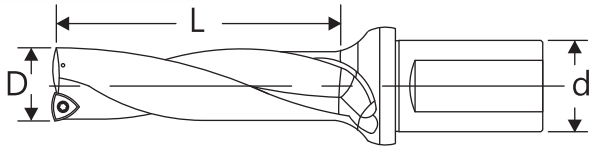

Ordering Code	Dimensions / mm			Flutes		Screw	Wrench
	D	d	L1				
SUM03W-15.0-25E-4D	15	25	60	2	WCMX030208	Y-SUM03W M2.5-0.45	T8
SUM03W-16.0-25E-4D	16	25	64				
SUM03W-17.0-25E-4D	17	25	68				
SUM03W-18.0-25E-4D	18	25	72				
SUM03W-19.0-25E-4D	19	25	76				
SUM03W-20.0-25E-4D	20	25	80				
SUM04W-21.0-25E-4D	21	25	84		WCMX040208	Y-SUM04W M2.5-0.45	T8
SUM04W-22.0-32E-4D	22	32	88				
SUM04W-23.0-25E-4D	23	25	92				
SUM04W-24.0-25E-4D	24	25	96				
SUM04W-25.0-32E-4D	25	32	100				
SUM05W-26.0-32E-4D	26	32	104		WCMT050308	Y-SUM05W M3-0.5	T10
SUM05W-27.0-32E-4D	27	32	108				
SUM05W-28.0-32E-4D	28	32	112				
SUM05W-29.0-32E-4D	29	32	116				
SUM05W-30.0-32E-4D	30	32	120				
SUM05W-31.0-32E-4D	31	32	124				
SUM05W-32.0-32E-4D	32	32	128				
SUM05W-33.0-32E-4D	33	32	132				
SUM06W-34.0-32E-4D	34	32	136		WCMT06T308	Y-SUM06W M3.5-0.6	T15
SUM06W-35.0-32E-4D	35	32	140				
SUM06W-36.0-32E-4D	36	32	144				
SUM06W-37.0-32E-4D	37	32	148				
SUM06W-38.0-32E-4D	38	32	152				
SUM06W-39.0-40E-4D	39	40	156				
SUM06W-40.0-40E-4D	40	40	160				
SUM06W-41.0-40E-4D	41	40	164				
SUM06W-42.0-40E-4D	42	40	168				
SUM08W-43.0-40E-4D	43	40	172		WCMT080412	Y-SUM08W M4-0.7	T15
SUM08W-44.0-40E-4D	44	40	176				
SUM08W-45.0-40E-4D	45	40	180				
SUM08W-46.0-40E-4D	46	40	184				
SUM08W-47.0-40E-4D	47	40	188				
SUM08W-48.0-40E-4D	48	40	192				
SUM08W-49.0-40E-4D	49	40	196				
SUM08W-50.0-40E-4D	50	40	200				

TDL 雙刃粗搪刀 Twin-edge rough boring cutters

P M K N H

90°

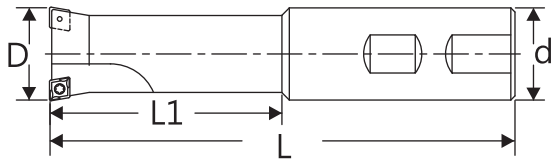

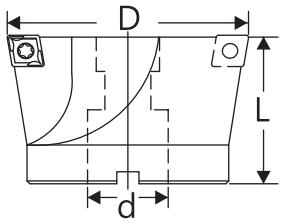

Dia.	Ordering code	Dimensions / mm			Ordering code	Dimensions / mm			Flutes		Screw	Wrench
		L1	d	L		L1	d	L				
11.7	TDL-012	30	16	160					1	CCMT060204	Y-TDL1 M2.5-0.45	T8
12.7	TDL-013	30	16	160								
13.7	TDL-014	30	16	160								
14.7	TDL-015	30	16	160								
15.7	TDL-016-135	50	16	135	TDL-016-160	70	16	160	2			
15.7	TDL-016-200	70	16	200								
16.7	TDL-017	70	16	160	TDL-017-200	70	16	200				
17.7	TDL-018-135	70	16	135	TDL-018-150	50	16	150				
17.7	TDL-018-200	50	16	200								
18.7	TDL-019	50	16	160	TDL-019-200	50	16	200				
19.7	TDL-020-16	40	16	160	TDL-020-20	90	20	160				
19.7	TDL-020-200	40	16	200								
20.7	TDL-021-160	30	16	160	TDL-021-200	30	16	200				
21.7	TDL-022-160	90	20	160	TDL-022-200	90	20	200				
22.7	TDL-023-160	80	20	160	TDL-023-200	80	20	200				
23.7	TDL-024-160	80	20	160	TDL-024-200	80	20	200				
24.7	TDL-025-160	45	20	160	TDL-025-190	110	25	190				
25.7	TDL-026-160	45	20	160	TDL-026-200	100	25	200				
26.7	TDL-027	50	25	200								
27.7	TDL-028	50	25	200								
28.7	TDL-029	50	25	200								

Dia	Ordering code	Dimensions / mm			Ordering code	Dimensions / mm			Flutes		Screw	Wrench
		L1	d	L		L1	d	L				
29.7	TDL-030	60	25	210					2	CCMT09T308	Y-TDL2 M4-0.7	T15
30.7	TDL-031	60	25	210								
31.7	TDL-032	60	25	210								
32.7	TDL-033	60	25	210								
33.7	TDL-034	50	25	200								
34.7	TDL-035	60	32	250								
35.7	TDL-036	60	32	250								
36.7	TDL-037	60	32	250								
37.7	TDL-038	60	32	250								
38.7	TDL-039	60	32	250								
39.7	TDL-040-250	60	32	250	TDL-040-270	60	32	270				
40.7	TDL-041	60	32	250								
41.7	TDL-042	60	32	250								
42.7	TDL-043	60	32	250								
43.7	TDL-044	60	32	250								
44.7	TDL-045-250	60	32	250	TDL-045-310	60	32	310				
45.7	TDL-046	60	32	260								
46.7	TDL-047-200	60	32	200	TDL-047-260	60	32	260				
47.7	TDL-048	60	32	260								
48.7	TDL-049	60	32	260								
49.7	TDL-050-32	60	32	260	TDL-050-42	60	42	260				
49.7	TDL-050-32L	60	32	310	TDL-050-42L	60	42	310				
51.7	TDL-052	60	42	260								
54.7	TDL-055-250	60	42	250	TDL-055-330	60	42	330				
59.7	TDL-060-260	60	42	260	TDL-060-350	60	42	350				

Ordering code	Dimensions / mm			Ordering code	Dimensions / mm			Flutes		Screw	Wrench
	D	d	L		D	d	L				
TDL-050-22.0	49.7	22.0	50					2	CCMT09T308	Y-TDL2	T15
TDL-060-22.0	59.7	22.0	50	TDL-060-25.4	59.7	25.4	50		CCMT120408	Y-TDL3 M5-0.8	T20
TDL-062-22.0	61.7	22.0	50	TDL-062-25.4	61.7	25.4	50				
TDL-065-25.4	64.7	25.4	50	TDL-068-25.4	67.7	25.4	50				
TDL-070-25.4	69.7	25.4	50	TDL-072-25.4	71.7	25.4	50				
TDL-075-25.4	74.7	25.4	50	TDL-080-25.4	79.7	25.4	50				
TDL-085-25.4	84.7	25.4	50	TDL-090-31.75	89.7	31.75	50				
TDL-095-31.75	94.7	31.75	50	TDL-100-31.75	99.7	31.75	50				

SBS 精搪車刀柄 Fine boring bars

P M K N H

30° 45° 90°

45°

30°

90°

Ordering code	Dimensions / mm				Screw	Wrench
	D	L	θ			
SBS-106	6	35	90°	TBGT0601	Y-SBS06 M2-0.4	T6
SBS-108	8	55		TPGH0802	Y-SBS08 M2-0.4	T7
SBS-110	10	65		TPGH0902	Y-SBS10 M2.5-0.45	T8
SBS-113	13	80		TPGH1103	Y-SBS13 M3-0.5	T10
SBS-116	16	120				
SBS-119	19	140		TPGH1603	Y-SBS19 M4-0.7	T15
SBS-306	6	35	30°	TBGT0601	Y-SBS06 M2-0.4	T6
SBS-308	8	55		TPGH0802	Y-SBS08 M2-0.4	T7
SBS-310	10	65		TPGH0902	Y-SBS10 M2.5-0.45	T8
SBS-313	13	80		TPGH1103	Y-SBS13 M3-0.5	T10
SBS-316	16	120				
SBS-319	19	140		TPGH1603	Y-SBS19 M4-0.7	T15
SBS-406	6	35	45°	TBGT0601	Y-SBS06 M2-0.4	T6
SBS-408	8	55		TPGH0802	Y-SBS08 M2-0.4	T7
SBS-410	10	65		TPGH0902	Y-SBS10 M2.5-0.45	T8
SBS-413	13	80		TPGH1103	Y-SBS13 M3-0.5	T10
SBS-416	16	120				
SBS-419	19	140		TPGH1603	Y-SBS19 M4-0.7	T15

CBS 粗搪車刀柄 Rough boring bars

P M K N H

30° 45° 90°

45°

30°

90°

Ordering code	Dimensions / mm				Screw	Wrench
	D	L	θ			
CBS-108	8	55	90°	CCMT0602	Y-CBS08 M2.5-0.45	T8
CBS-110	10	65				
CBS-113	13	80		CCMT09T3	Y-CBS-13 M4-0.7	T15
CBS-116	16	120				
CBS-119	19	140		CCMT1204	Y-CBS19 M5-0.8	T20
CBS-308	8	55	30°	CCMT0602	Y-CBS08 M2.5-0.45	T8
CBS-310	10	65				
CBS-313	13	80		CCMT09T3	Y-CBS-13 M4-0.7	T15
CBS-316	16	120				
CBS-319	19	140		CCMT1204	Y-CBS19 M5-0.8	T20
CBS-408	8	55	45°	CCMT0602	Y-CBS08 M2.5-0.45	T8
CBS-410	10	65				
CBS-413	13	80		CCMT09T3	Y-CBS-13 M4-0.7	T15
CBS-416	16	120				
CBS-419	19	140		CCMT1204	Y-CBS19 M5-0.8	T20

TCD 六角沉頭刀 Counter sinking cutters

P M K

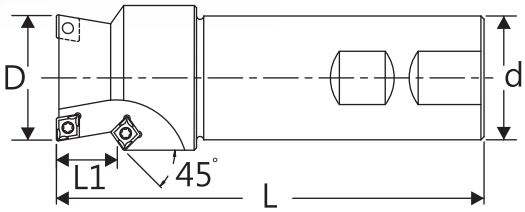

Ordering Code	Dimensions / mm				Flutes		Screw	Wrench
	D	L1	d	L				
TCD-06	11	7	32	120	2	CCMT060204	Y-TCD1 M2.5-0.45	T8
TCD-08	14	9	32	120	2			
TCD-10	18	11	32	120	3			
TCD-12	20	13.5	32	120	3			
TCD-14	24	15	32	120	3			
TCD-16	26	18	32	120	3	CCMT09T308	Y-TCD2 M4-0.7	T15
TCD-20	32	22	32	120	3			
TCD-24	39	26	32	120	3			
TCD-30	48	32	32	120	3			

泰精超硬刀具有限公司 TEL:886-2-29967563
TAI JENG MACHINERY TOOL CO., LTD

TSP 導柱沉頭刀 Post-guide sinking cutters

P M K

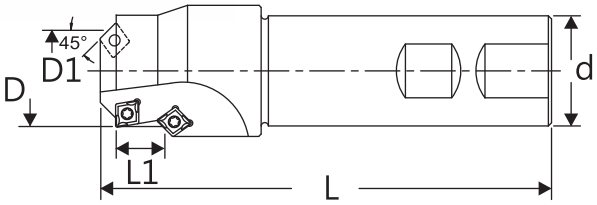

Ordering Code	Dimensions / mm					Flutes		Screw	Wrench
	D	D1	L1	d	L				
TSP-16	21	16	6.5	32	120	3	CCMT060204	Y-TSP M2.5-0.45	T8
TSP-16-1	21	16	8.5	32	120				
TSP-20	26	20	8.5	32	120				
TSP-25	31	25	8.5	32	120				
TSP-30	36	30	8.5	32	120	4			
TSP-35	41	35	8.5	32	120				
TSP-35-1	41	35	10.5	32	120				
TSP-40	46	40	8.5	32	120				
TSP-40-1	46	40	10.5	32	120				
TSP-45	51	45	10.5	32	120				
TSP-50	56	50	10.5	32	120				
TSP-55	61	55	10.5	32	120				
TSP-55-1	61	55	11.5	32	120				
TSP-60	66	60	10.5	32	120				
TSP-60-1	66	60	12.5	32	120				
TSP-65	71	65	12.5	32	120				
TSP-65-1	71	65	15.5	32	120				
TSP-70	76	70	15.5	32	120				

TBCS 倒拉沉頭刀 Back counter-sink tool

P M K

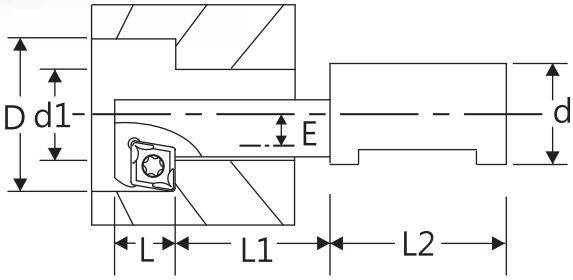

Ordering Code	Dimensions / mm								Screw	Wrench
	D	d1	d	L	L1	L2	E			
TBCS-M08	13.5	9	20	13	50	50	2.5	WDXT042004	Y-TBCS-0 M1.8-0.35	IP6
TBCS-M10	18	10.5	16	13	35	48	4	CCMT060204	Y-TBCS-1 M2.5-0.45	T8
TBCS-M12	20	13	16	13	40	48	3.85			
TBCS-M16	26	17	20	13	50	50	4.85	CCMT09T308	Y-TBCS-2 M4-0.7	T15
TBCS-M20	33	21	25	13	70	56	6.4			
TBCS-M24	40	25	25	13	80	56	7.9			

- 加工順序 **Back boring process**

a. 主軸定位 **Spindle orientation**

b. 偏心位移 **(E**值**)** **Shift spindle out of center (E)**

c. Z軸深入 **Feed tool in the bore**

d. 恢復**E**值 **Shift spindle back to center**

e. 正轉向上加工 **Spindle on, machining upward to required position**

f. 主軸定位 **Spindle orientation**

g. 偏心位移 **(E**值**)** **Shift spindle out of center (E)**

h. 向上移出 **,** 加工完成 **Move the tool upward from the workpiece**

泰精超硬刀具有限公司 TEL:886-2-29967563
TAI JENG MACHINERY TOOL CO., LTD

45°倒角刀

45° Chamfering cutters

P M K

45°

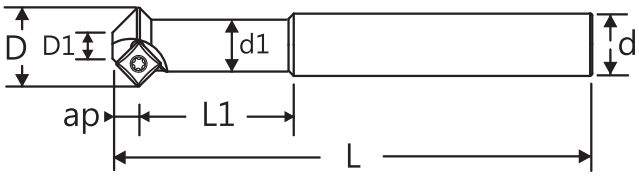

Ordering Code	Dimensions / mm							Flutes		Screw	Wrench
	D	D1	d1	L1	d	L	ap				
TSCD-16	16	7	10	50	12	120	3	1	SPMT0602	Y-TSCD M2.5-0.45	T8

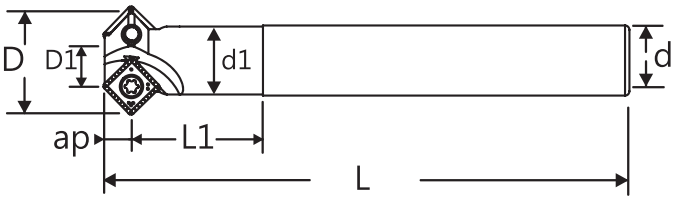

Ordering Code	Dimensions / mm							Flutes		Screw	Wrench
	D	D1	d1	L1	d	L	ap				
EMCD-13	23	13	15.5	20	16	120	4.2	2	SDLT09T3-AEEN	Y-EMCD M4-0.7	T15

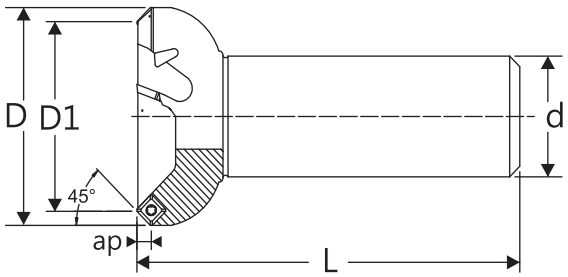

Ordering Code	Dimensions / mm					Flutes		Screw	Wrench
	D	D1	d	L	ap				
EMCD-36	46	36	20	120	4.2	4	SDLT09T3-AEEN	Y-EMCD M4-0.7	T15

45°倒角銑刀

45°Chamfering cutters

P M K

倒角範圍
Angle Range
3 ~20

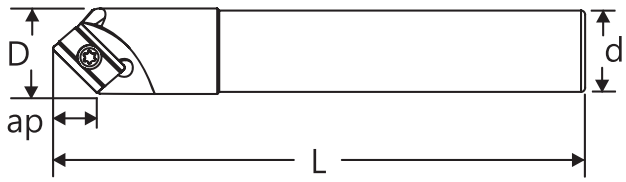

Ordering code	Dimensions / mm				Flutes		Screw	Wrench
	D	ap	d	L				
TSK-20-130	20	9	20	130	1	ADET1603 ADNT1603	Y-TEX25 M4-0.7	T15

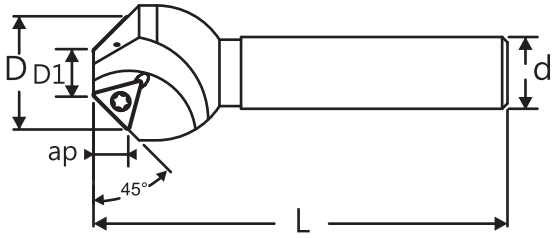

Ordering code	Dimensions / mm					Flutes		Screw	Wrench
	D	D1	d	L	ap				
TCR-2	16	2	12	80	5	1	TCMT1102	Y-TCR M2.5-0.45	T8
TCR-7	21	7	16	100	5	2			

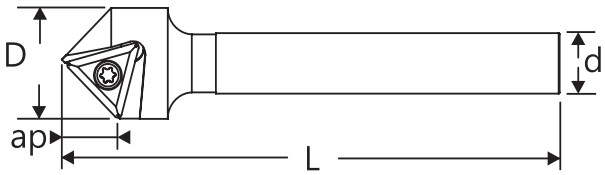

Ordering code	Dimensions / mm				Flutes		Screw	Wrench
	D	d	L	ap				
TCR-EN22-4	22	12	120	9	1	TCMT16T3	Y-TCR-L M4-0.7	T15

泰精超硬刀具有限公司 TEL:886-2-29967563
TAI JENG MACHINERY TOOL CO., LTD

倒角銑刀

Chamfering cutters

P M K

∠30° ∠45° ∠60°

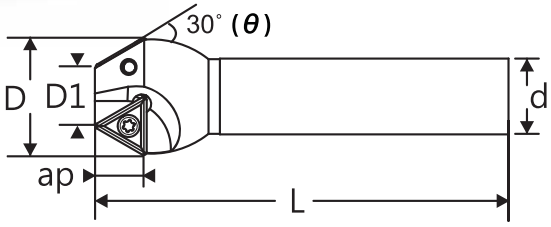

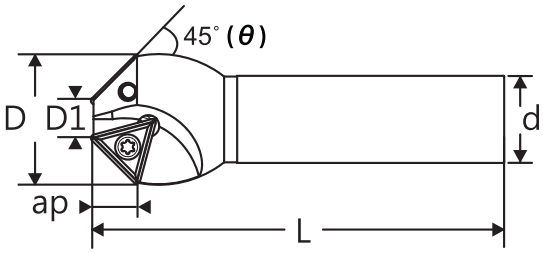

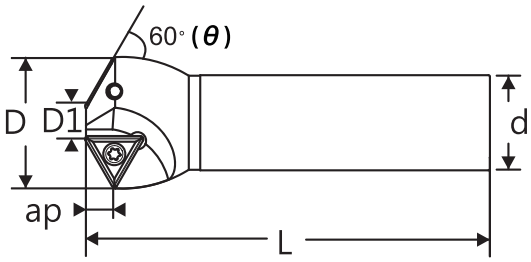

Ordering code	Dimensions / mm						Flutes		Screw	Wrench
	D	D1	d	L	θ	ap				
TCR-17-3	32	17	20	120	30	11	2	TCMT16T3	Y-TCR-L M4-0.7	T15
TCR-11-4	32	11	20	120	45	9	2			
TCR-10-6	35	10	25	120	60	6	2			

倒角銑刀

Chamfering cutters

P M K N H

∠30° ∠45° ∠60°

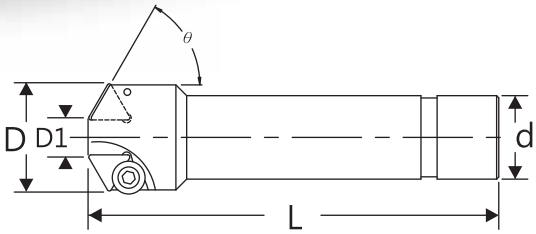

Ordering code	Dimensions / mm						Flutes		Clamp	Key
	θ	D	D1	d	L	ap				
TPR-40-32-150-3	30	40	26	32	150	7	2	TPMN220412	Y-TPR5 5/16-24	5
TPR-50-32-150-3	30	50	31	32	150	7	2			
TPR-55-32-150-3	30	55	36	32	150	7	3			
TPR-32-20-120-4	45	32	12	20	120	9	2	TPMN160308	Y-TPR4 1/4-28	4
TPR-50-32-120-4	45	50	22	32	120	13	3	TPMN220412	Y-TPR5 5/16-24	5
TPR-50-32-150-6	60	50	21	32	150	17	3			
TPR-55-32-150-6	60	55	26	32	150	17	3			

60°鳩尾槽銑刀

60° Dove-tail cutters

P M K N H

∠60°

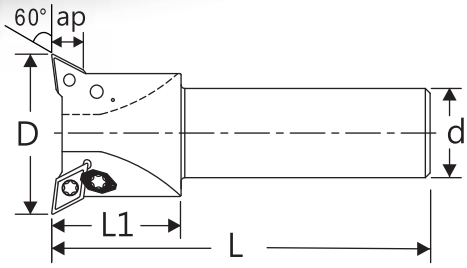

Ordering code	Dimensions / mm					Flutes		Clamp	Screw	Wrench
	D	ap	d	L1	L					
TDCR-40-150	40	9.5	25	30	150	3	DCMT11T3	Y-EMRW6 M4-0.7	Y-TDCR M4-0.7	T15
TDCR-50-150	50	9.5	32	35	150	3				
TDCR-60-150	60	9.5	32	35	150	4				

泰精超硬刀具有限公司 TEL:886-2-29967563
TAI JENG MACHINERY TOOL CO., LTD

90°快削面銑刀

90° High feed face milling cutters

P M K

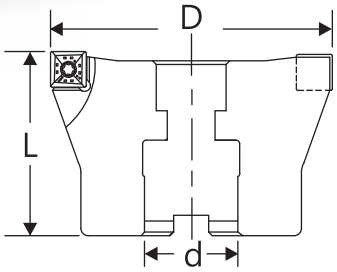

For CERATIZIT insert

Ordering code	Dimensions / mm			Flutes		Screw	Wrench
	D	d	L				
TSD12-063-C	63	25.4	50	4	SDMT1205	Y-TSD12-3 M4.5-0.75	T15
TSD12-080-C	80	25.4	50	5			
TSD12-100-C	100	31.75	50	6			

For KENNAMETAL insert

Ordering code	Dimensions / mm			Flutes		Screw	Wrench
	D	d	L				
TSD12-063-KE	63	25.4	50	4	SDMT1205	Y-TSD12-2 M4-0.7	T15
TSD12-080-KE	80	25.4	50	5			
TSD12-100-KE	100	31.75	50	6			
TSD12-125-KE	125	38.1	60	7			
TSD12-160-KE	160	50.8	60	10			

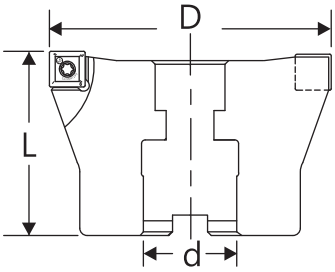

Ordering code	Dimensions / mm			Flutes		Screw	Wrench
	D	L	d				
R290-050R05-22.0	50	40	22.0	5	R290-12T308	Y-R290 M3.5-0.6	T15
R290-063R06-25.4	63	50	25.4	6			
R290-080R08-25.4	80	50	25.4	8			
R290-100R10-31.75	100	50	31.75	10			

90°快削面銑刀

90°High feed face milling cutters

P M K N

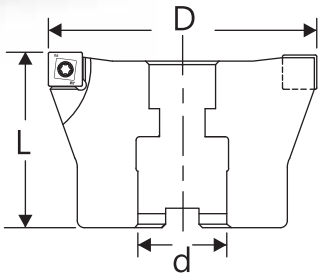

Ordering code	Dimensions / mm			Flutes	
	D	d	L		
TSX400-050	50	22.0	40	4	SOMT12T308
TSX400-063-4	63	25.4	50	4	
TSX400-063-5	63	25.4	50	5	
TSX400-080	80	25.4	50	6	
TSX400-100	100	31.75	50	7	
TSX400-130	130	38.1	60	8	
TSX400-160	160	50.8	60	10	

Shim	Shim Screw	Key	Screw	Wrench
				
Y-TSX400-2	Y-TSX400-3 M5-0.5	3.5	Y-TSX400-1 M3.5-0.6	T15

泰精超硬刀具有限公司 TEL:886-2-29967563
TAI JENG MACHINERY TOOL CO., LTD

WAL12S 45°面銑刀 45° Face milling cutters

P M K

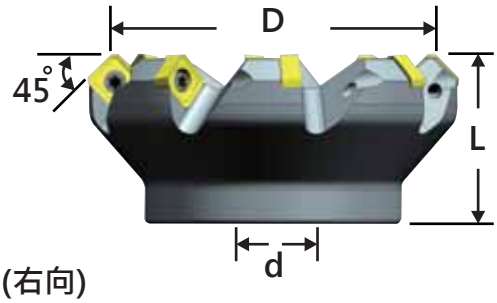

● Insert with 8 cutting edges ● Right hand (右向)

Ordering code	Dimensions ; mm / inch				Flutes		Screw	Wrench
	D	d(mm)	d(inch)	L				
WAL12S-050R04	50	22.0	-	40	4	SNMX1205ANN SNMX120512	Y-WAL12S M5-0.8	T15
WAL12S-063R06	63	22.0	25.4	40	6			
WAL12S-080R07	80	27.0	25.4	50	7			
WAL12S-100R08	100	32.0	31.75	50	8			
WAL12S-125R10	125	40.0	38.1	63	10			
WAL12S-160R12	160	40.0	50.8	63	12			
WAL12S-200R14	200	60.0	47.625	63	14			

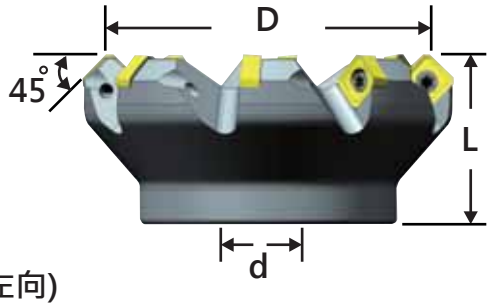

● Insert with 8 cutting edges ● Left hand (左向)

Ordering code	Dimensions ; mm / inch				Flutes		Screw	Wrench
	D	d(mm)	d(inch)	L				
WAL12S-080L07	80	27.0	25.4	50	7	SNMX1205ANN SNMX120512	Y-WAL12S M5-0.8	T15
WAL12S-100L08	100	32.0	31.75	50	8			
WAL12S-125L10	125	40.0	38.1	63	10			
WAL12S-160L12	160	40.0	50.8	63	12			
WAL12S-200L14	200	60.0	47.625	63	14			

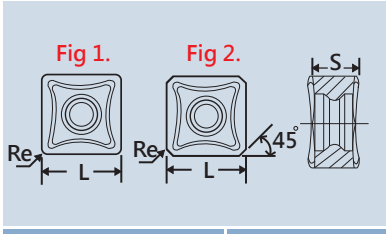

P	◎
M	○
K	○
N	
S	
H	

	Ordering Code	m/m			2030
	INSERT	L	S	Re	
Fig 1.	SNMX120512-F27	12.7	5.62	1.2	
Fig 2.	SNMX1205ANN-F57		5.51	0.8	

	Vc	fz	ap
P	150 – 270	0.1 – 0.35	0.3 – 6.0
M	100 – 130	0.08 – 0.3	0.2 – 3.0
K	150 – 270	0.1 – 0.3	0.3 – 6.0

PRA09H 45°面銑刀 45° Face milling cutters

P M K

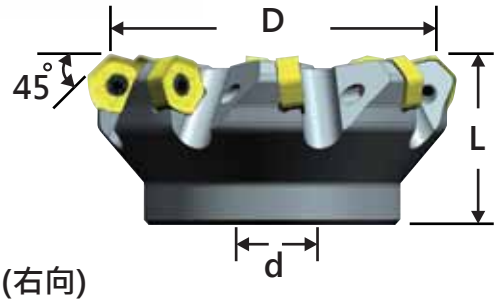

● Insert with 12 cutting edges ● Right hand (右向)

Ordering code	Dimensions ; mm / inch				Flutes		Screw	Wrench
	D	d(mm)	d(inch)	L				
PRA09H-050R04	50	22.0	-	40	4	HNGX0906	Y-PRA09H M4.5-0.75	T15
PRA09H-063R06	63	22.0	25.4	40	6			
PRA09H-080R07	80	27.0	25.4	50	7			
PRA09H-100R08	100	32.0	31.75	50	8			
PRA09H-125R10	125	40.0	38.1	63	10			
PRA09H-160R12	160	40.0	50.8	63	12			

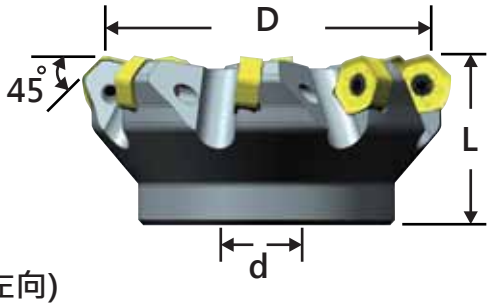

● Insert with 12 cutting edges ● Left hand (左向)

Ordering code	Dimensions ; mm / inch				Flutes		Screw	Wrench
	D	d(mm)	d(inch)	L				
PRA09H-080L07	80	27.0	25.4	50	7	HNGX0906	Y-PRA09G M4.5-0.75	T15
PRA09H-100L08	100	32.0	31.75	50	8			
PRA09H-125L10	125	40.0	38.1	63	10			
PRA09H-160L12	160	40.0	50.8	63	12			

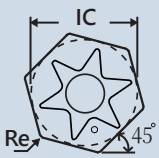

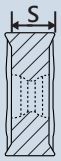

P	◎
M	○
K	○
N	
S	
H	

Ordering Code	m/m			1030
INSERT	IC	S	Re	
HNGX0906ANSN-GM	16.5	6.35	1.0	

	Vc	fz	ap
P	200 – 300	0.1 – 0.25	1.0 – 3.0
M	160 – 200	0.08 – 0.25	1.0 – 2.0
K	200 – 280	0.1 – 0.25	1.0 – 3.0

45°快削面銑刀

45° High feed face milling cutters

P M K N H



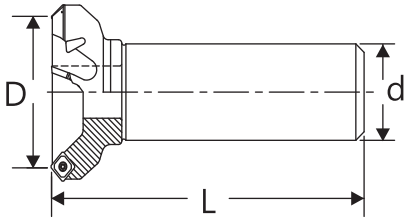

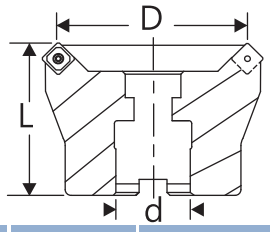

Ordering code	Dimensions / mm			Flutes	
	D	d	L		
TSX445-050-32	50	32	120	4	SEMT13T3
TSX445-050-04	50	22.0	40	4	
TSX445-063-04	63	25.4	50	4	
TSX445-063-05	63	25.4	50	5	
TSX445-080-04	80	25.4	50	4	
TSX445-080-06	80	25.4	50	6	
TSX445-100-05	100	31.75	50	5	
TSX445-100-07	100	31.75	50	7	
TSX445-130-06	130	38.1	60	6	
TSX445-130-08	130	38.1	60	8	
TSX445-160-07	160	50.8	60	7	
TSX445-160-10	160	50.8	60	10	
TSX445-210-08	210	47.625	60	8	
TSX445-210-12	210	47.625	60	12	
TSX445-260-10	260	47.625	60	10	
TSX445-260-14	260	47.625	60	14	

Shim	Shim Screw	Key	Screw	Wrench
				
Y-TSX445-2	Y-TSX445-3 M5-0.5	3.5	Y-TSX445-1 M3.5-0.6	T15

45°快削面銑刀

45° High feed face milling cutters

P M K N H

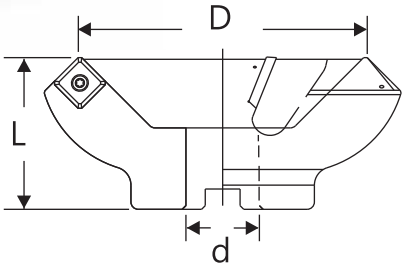

Ordering code	Dimensions / mm			Flutes		Screw	Wrench
	D	d	L				
SEX-080	80	25.4	50	5	SEMT13T3	Y-SEX M4-0.7	T15
SEX-100	100	31.75	55	5			
SEX-130	130	38.1	60	6			
SEX-160	160	50.8	60	7			
SEX-210	210	47.625	60	8			
SEX-260	260	47.625	60	10			
SEX01-080	80	25.4	50	6			
SEX01-100	100	31.75	55	7			
SEX01-130	130	38.1	60	8			
SEX01-160	160	50.8	60	10			
SEX01-210	210	47.625	60	12			
SEX01-260	260	47.625	60	14			

泰精超硬刀具有限公司 TEL:886-2-29967563
TAI JENG MACHINERY TOOL CO., LTD

45°快削面銑刀

45° High feed face milling cutters

P M K N H

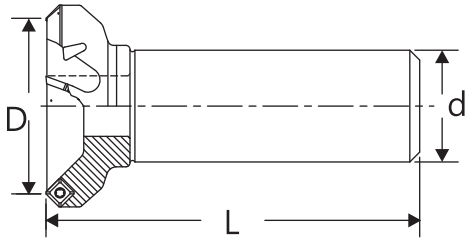

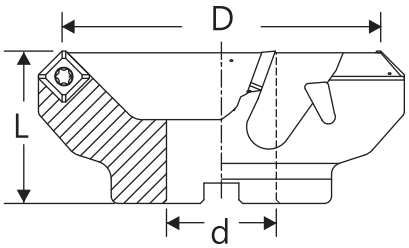

Ordering code	Dimensions / mm			Flutes		Screw	Wrench
	D	d	L				
EMCF-50-20-120	50	20	120	4	SELT1204 SEKT1204 SEHW1204 SELW1204	Y-EMCF M4.5-0.75	T15
EMCF-50-25-120	50	25	120	4			
EMCF-50-32-120	50	32	120	4			
EMCF-50-32-150	50	32	150	4			
EMCF-50-22.0	50	22.0	50	4			
EMCF-63-20-120	63	20	120	5			
EMCF-63-25-120	63	25	120	5			
EMCF-63-32-120	63	32	120	5			
EMCF-63-32-150	63	32	150	5			
EMCF-63-22.0	63	22.0	50	5			
EMCF-63-25.4	63	25.4	50	5			
EMCF-80	80	25.4	50	6			
EMCF-100	100	31.75	55	6			
EMCF-125	125	38.1	60	8			
EMCF-160	160	50.8	60	10			
EMCF-210	210	47.625	60	12			

45°減重式快削面銑刀

45°Lighten face milling cutters

P M K H

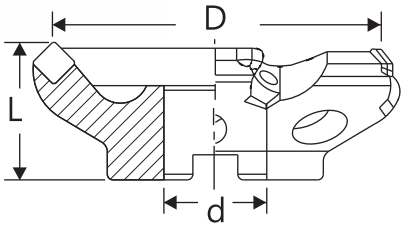

Ordering code	Dimensions / mm			Flutes		Clamp	Clamp Screw	Shim	Shim Screw	Key
	D	d	L							
SE445-063-22.0	63	22.0	50	4	SEKN1203	Y-SE41 5/16-24	Y-5254 5/16-24	Y-SE42 M3-0.5	Y-SE M3-0.5	4
SE445-063-25.4	63	25.4	50	4						
SE445-03	80	25.4	50	5						
SE445-04	100	31.75	55	6						
SE445-05	125	38.1	60	7						
SE445-06	160	50.8	60	8						
SE445-08	200	47.625	60	10						
SE445-10	250	47.625	60	12						
SE445-12	300	47.625	60	14						

Left cutting (左向)

Ordering code	Dimensions / mm			Flutes		Clamp	Clamp Screw	Shim	Shim Screw	Key
	D	d	L							
SE445-10-L	250	47.625	60	12	SEKN1203	Y-SE41L 5/16-24	Y-5254 5/16-24	Y-SE42 M3-0.5	Y-SE M3-0.5	4

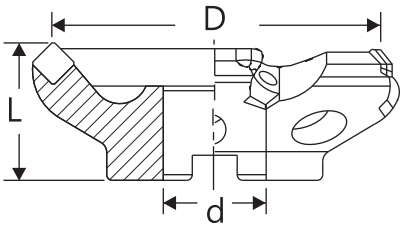

刀片高度為
Insert Height is 11.3

Ordering code	Dimensions / mm			Flutes		Clamp	Clamp Screw	Shim	Shim Screw	Key
	D	d	L							
SE445-04-S	100	31.75	55	6	SEKN11.3	Y-SE41 5/16-24	Y-5254 5/16-24	Y-SE42 M3-0.5	Y-SE M3-0.5	4
SE445-05-S	125	38.1	60	7						
SE445-06-S	160	50.8	60	8						
SE445-08-S	200	47.625	60	10						

泰精超硬刀具有限公司 TEL:886-2-29967563
TAI JENG MACHINERY TOOL CO., LTD

45°減重式快削面銑刀

45°Lighten face milling cutters

P M K H

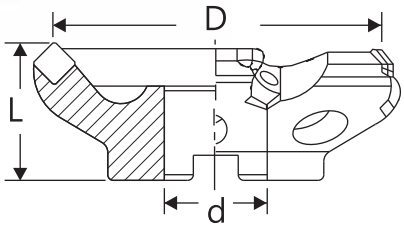

Ordering code	Dimensions / mm			Flutes		Clamp	Clamp Screw	Shim	Shim Screw	Key
	D	d	L							
SE545-03	80	25.4	50	5	SEKN1504	Y-SE51 5/16-24	Y-5254 5/16-24	Y-SE52 M3-0.5	Y-SE M3-0.5	4
SE545-04	100	31.75	55	6						
SE545-05	125	38.1	60	7						
SE545-06	160	50.8	60	8						
SE545-08	200	47.625	60	10						
SE545-10	250	47.625	60	12						
SE545-12	300	47.625	60	14						

45°面銑刀盤

45° Face milling cutters

P M K H

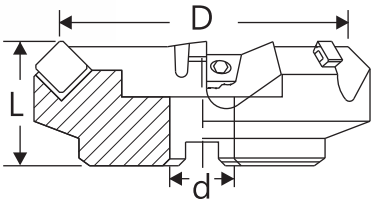

Right hand (右向)

Ordering code	Dimensions / mm			Flutes		Clamp	Clamp Screw	Shim	Shim Screw	Clamp Wrench
	D	d	L							
445-03-20	80	25.4	50	5	SEKN1203	Y-525-1-2	Y-525-4 (5/16-24)	Y-525-3-45	Y-525-2 (M4-0.7)	4mm (Hex Key)
445-04-20	100	31.75	55	5						
445-05-20	125	38.1	60	6						
445-06-20	160	50.8	60	8						
445-08-20	200	47.625	65	10						
445-10-20	250	47.625	65	12						
445-12-20	300	47.625	65	14						
445-14-20	356	47.625	65	16		Y-SE41		Y-SE42-1 (M3-0.5)	Y-SE (M3-0.5)	
445-16-20	408	47.625	70	18						

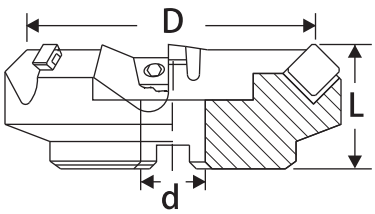

Left hand (左向) ■ Non-stock (非庫存品)

Ordering code	Dimensions / mm			Flutes		Clamp	Clamp Screw	Shim	Shim Screw	Clamp Wrench
	D	d	L							
■ 445-03-20-L	80	25.4	50	5	SEKN1203	Y-445-1-L	Y-525-4 (5/16-24)	Y-445-3-L	Y-525-2 (M4-0.7)	4mm (Hex Key)
■ 445-04-20-L	100	31.75	55	5						
■ 445-05-20-L	125	38.1	60	6						
445-06-20-L	160	50.8	60	8						
445-08-20-L	200	47.625	65	10						
445-10-20-L	250	47.625	65	12						
445-12-20-L	300	47.625	65	14						
445-14-20-L	356	47.625	65	16		Y-SE41-L		Y-SE42-1 (M3-0.5)	Y-SE (M3-0.5)	
445-16-20-L	408	47.625	70	18						

泰精超硬刀具有限公司 TEL:886-2-29967563
TAI JENG MACHINERY TOOL CO., LTD

45°面銑刀盤

P M K H

45° Face milling cutters

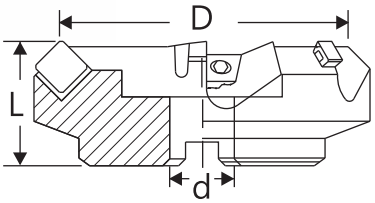

Right hand (右向)

Ordering code	Dimensions / mm			Flutes		Clamp	Clamp Screw	Shim	Shim Screw	Clamp Wrench
	D	d	L							
545-03-20	80	25.4	50	5	SEKN1504	Y-525-1	Y-525-4 (5/16-24)	Y-525-3-45	Y-525-2 (M4-0.7)	4mm (Hex Key)
545-04-20	100	31.75	55	5						
545-05-20	125	38.1	60	6						
545-06-20	160	50.8	60	8						
545-08-20	200	47.625	65	10						
545-10-20	250	47.625	65	12						
545-12-20	300	47.625	65	14						
545-14-20	356	47.625	65	16		Y-SE51-L		Y-SE52-1 (M3-0.5)	Y-SE (M3-0.5)	
545-16-20	408	47.625	70	18						

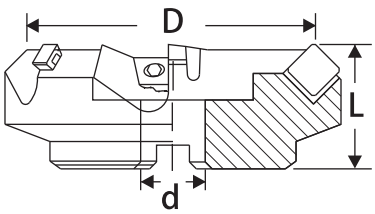

Left hand (左向) ■ Non-stock (非庫存品)

Ordering code	Dimensions / mm			Flutes		Clamp	Clamp Screw	Shim	Shim Screw	Clamp Wrench
	D	d	L							
■ 545-03-20-L	80	25.4	50	5	SEKN1504	Y-545-1-L	Y-525-4 (5/16-24)	Y- 445-3-L	Y-525-2 (M4-0.7)	4mm (Hex Key)
■ 545-04-20-L	100	31.75	55	5						
■ 545-05-20-L	125	38.1	60	6						
545-06-20-L	160	50.8	60	8						
545-08-20-L	200	47.625	65	10						
545-10-20-L	250	47.625	65	12						
545-12-20-L	300	47.625	65	14						
545-14-20-L	356	47.625	65	16		Y-SE51-L		Y-SE52-1 (M3-0.5)	Y-SE (M3-0.5)	
545-16-20-L	408	47.625	70	18						

25°面銑刀盤

25° Face milling cutters

P M K H

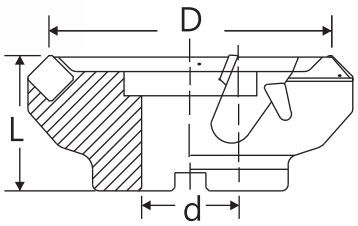

Ordering code	Dimensions / mm			Flutes		Clamp	Clamp Screw	Shim	Shim Screw	Key
	D	d	L							
435-03	80	25.4	55	5	SPK43	Y-5251-2 5/16-24	Y-5254 5/16-24	Y-5253	Y-5252 M4-0.7	4
435-04	100	31.75	55	5						
435-05	125	38.1	60	6						
435-05-S	125	38.1	60	8						
435-06	160	50.8	60	8						
435-08	200	47.625	60	10						
435-08-S	200	47.625	60	12						
435-10	250	47.625	65	12						
435-10-S	250	47.625	65	14						
435-12	300	47.625	65	14						

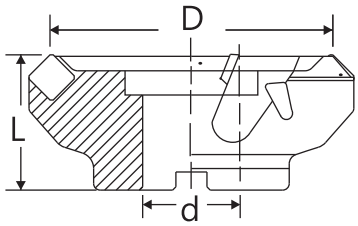

Ordering code	Dimensions / mm			Flutes		Clamp	Clamp Screw	Shim	Shim Screw	Key
	D	d	L							
525-03	80	25.4	55	5	SPK53	Y-5251 5/16-24	Y-5254 5/16-24	Y-5253	Y-5252 M4-0.7	4
525-04	100	31.75	55	5						
525-04-S	100	31.75	60	7						
525-05	125	38.1	60	6						
525-05-S	125	38.1	60	9						
525-06	160	50.8	60	8						
525-06-S	160	50.8	60	12						
525-08	200	47.625	60	10						
525-10	250	47.625	65	12						
525-10-S	250	47.625	65	14						
525-12	300	47.625	65	14						

泰精超硬刀具有限公司 TEL:886-2-29967563
TAI JENG MACHINERY TOOL CO., LTD

15°面銑刀

P M K H

15°Face milling cutters

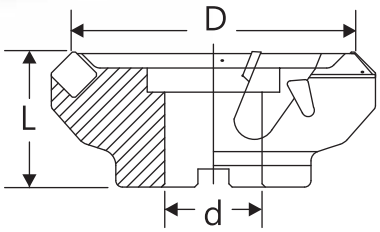

Ordering code	Dimensions / mm			Flutes		Clamp	Clamp Screw	Shim	Shim Screw	Key
	D	d	L							
FP-03	80	25.4	55	5	SPKN1203	Y-5251 5/16-24	Y-5254 5/16-24	Y-5253	Y-5252 M4-0.7	4
FP-04	100	31.75	55	6						
FP-05	125	38.1	60	8						
FP-06	160	50.8	60	10						
FP-08	200	47.625	65	12						
FP-10	250	47.625	65	16						
FP-12	300	47.625	65	20						

直角面銑刀盤

Face milling cutters

P M K N H

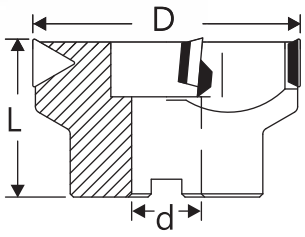

Ordering code	Dimensions / mm			Flutes		Clamp	Key	Shim	Shim Screw
	D	d	L						
TPR-50-22.0	50	22.0	50	3	TPMN160308	Y-TPR4 1/4-28	4	-	-
TPR-63-22.0-4T	63	22.0	50	4					
TPR-63-25.4-4T	63	25.4	50	4					
TPR-63-22.0-3T	63	22.0	50	3	TPK43 TPMN220412	Y-TPR5 5/16-24	5	Y-TPR2	Y-TPR1 M4-0.7
TPR-63-25.4-3T	63	25.4	50	3					
TPR-63(+)-25.4-3T	63	25.4	50	3					
TPR-03	80	25.4	55	4					
TPR-03-31.75	80	31.75	55	4					
TRP-04	100	31.75	60	5					
TPR-04.33	110	31.75	60	5					
TPR-05	125	38.1	60	6					
TPR-06	160	50.8	60	7					
TPR-08	200	47.625	65	8					
TPR-10	250	47.625	65	9					

*刀片高度為
*Insert Height is

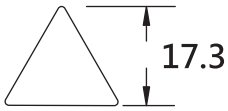

Ordering code	Dimensions / mm			Flutes		Clamp	Key	Shim	Shim Screw
	D	d	L						
TPR-080-N1	80	25.4	55	4	TPK43-N1	Y-TPR5 5/16-24	5	Y-TPR2 -N1	Y-TPR1 M4-0.7
TPR-100-N1	100	31.75	60	5					
TPR-130-N1	130	38.1	60	6					
TPR-160-N1	160	50.8	60	7					
TPR-200-N1	200	47.625	65	8					
TPR-250-N1	250	47.625	65	9					

泰精超硬刀具有限公司 TEL:886-2-29967563
TAI JENG MACHINERY TOOL CO., LTD

直角面銑刀盤

P M K N H

Face milling cutters

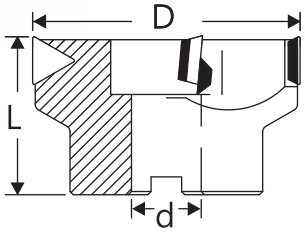

*刀片高度為
*Insert Height is

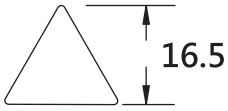

Ordering code	Dimensions / mm			Flutes		Clamp	Hex Key	Shim	Shim Screw
	D	d	L						
TPR-080-N2	80	25.4	55	4	TPK43-N2	Y-TPR5 5/16-24	5mm	Y-TPR2 -N2	Y-TPR1 M4-0.7
TPR-100-N2	100	31.75	60	5					
TPR-130-N2	130	38.1	60	6					
TPR-160-N2	160	50.8	60	7					
TPR-200-N2	200	47.625	65	8					
TPR-250-N2	250	47.625	65	9					

*刀片高度為
*Insert Height is

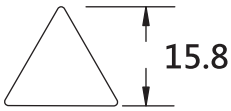

Ordering code	Dimensions / mm			Flutes		Clamp	Hex Key	Shim	Shim Screw
	D	d	L						
TPR-080-N3	80	25.4	55	4	TPK43-N3	Y-TPR5 5/16-24	5mm	Y-TPR2 -N3	Y-TPR1 M4-0.7
TPR-100-N3	100	31.75	60	5					
TPR-130-N3	130	38.1	60	6					
TPR-160-N3	160	50.8	60	7					
TPR-200-N3	200	47.625	65	8					
TPR-250-N3	250	47.625	65	9					

直角面銑刀盤

Face milling cutters

P M K N H

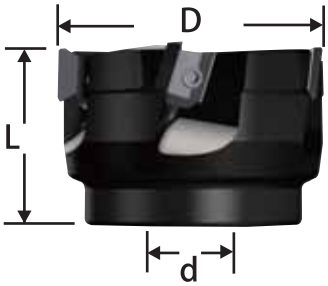

Ordering code	Dimensions / mm			Flutes		Clamp	Key	Clamp Screw
	D	d	L					
TER22-6303-32B-150	63	32	150	3	TEKN2204	Y-TER-1 5/16-24	4	Y-5254 5/16-24
TER22-080R04-25.4	80	25.4	55	4				
TER22-100R05-31.75	100	31.75	55	5				
TER22-130R06-38.1	130	38.1	63	6				
TER22-160R07-50.8	160	50.8	63	7				
TER22-210R08-47.625	210	47.625	63	8				

泰精超硬刀具有限公司 TEL:886-2-29967563
TAI JENG MACHINERY TOOL CO., LTD

切斷刀組

Parting cutters

P M

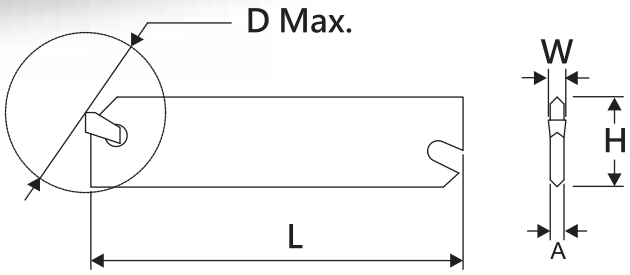

Ordering code	Dimensions / mm					
	H	W	A	L	D Max	
CUT-26-3-1	26	3.1	2.5	110	75	GTN3
CUT-32-3-1	32	3.1	2.5	148	100	

Ordering code	Dimensions / mm					
	H	W	A	L	D Max	
CUT-26-3-2	26	3.1	2.5	110	75	GFN3
CUT-32-3-2	32	3.1	2.5	148	100	

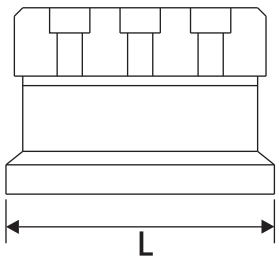

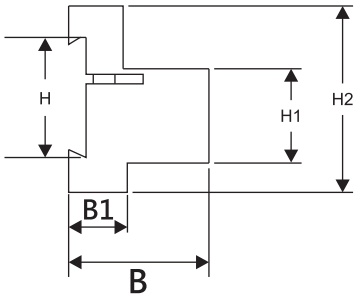

Ordering code	Dimensions / mm					
	H	H1	H2	B	B1	L
CUT-26-20	26	20	49	38	20	85
CUT-32-20	32	20	49	42	23	110
CUT-32-25	32	25	49	42	24	110

SEC12SN 側銑刀 Disc milling cutters

P M K 90°

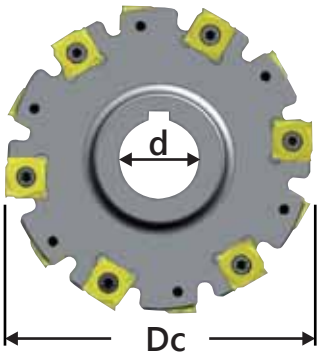

Ordering Code	Dimensions ; mm / inch							Flutes		Screw	Wrench
	Dc	W	ae	H	d(mm)	d(inch)	L				
SEC12SN-100.0412	100	4	26	12	27	25.4	40	12	SNHQ1202	Y-SN120232 M4-0.7	T15
SEC12SN-125.0414	125		31		40	-	55	14			
SEC12SN-160.0416	160		44		40	-	64	16			
SEC12SN-100.0512	100	5	26		27	25.4	40	12	SNHQ1203	Y-SN120342 M4-0.7	
SEC12SN-125.0514	125		31		40	-	55	14			
SEC12SN-160.0516	160		44		40	-	64	16			
SEC12SN-100.0612	100	6	26		27	25.4	40	12	SNHQ12T3	Y-SN12T351 M4-0.7	
SEC12SN-125.0614	125		31		40	-	55	14			
SEC12SN-160.0616	160		44		40	-	64	16			
SEC12SN-100.0712	100	7	26		27	25.4	40	12	SNHQ1204	Y-SN120461 M4-0.7	
SEC12SN-125.0714	125		31		40	-	55	14			
SEC12SN-160.0716	160		44		40	-	64	16			
SEC12SN-100.0812	100	8	26		27	25.4	40	12	SNHQ12T4	Y-SN12T472 M4-0.7	
SEC12SN-125.0814	125		31		40	-	55	14			
SEC12SN-160.0816	160		44		40	-	64	16			

SEC12SN-A 側銑刀

Disc milling cutters

P M K 90°

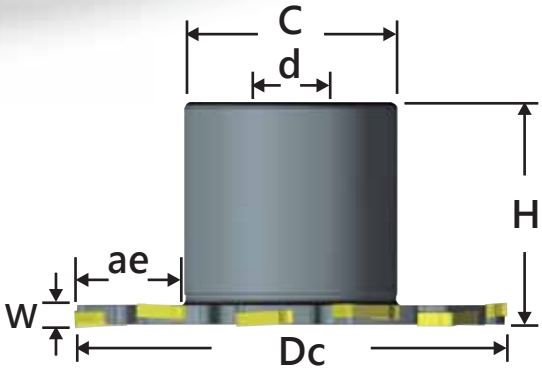

Ordering Code	Dimensions ; mm / inch							Flutes		Screw	Wrench
	Dc	W	ae	H	d(mm)	d(inch)	C				
SEC12SN-A-080.0410	80	4	19	40	22	-	40	10	SNHQ1202	Y-SN120232 M4-0.7	T15
SEC12SN-A-100.0412	100		25	50	27	25.4	48	12			
SEC12SN-A-125.0414	125		32		32	31.75	58	14			
SEC12SN-A-160.0416	160		44		40	38.1	70	16			
SEC12SN-A-080.0510	80	5	19	40	22	-	40	10	SNHQ1203	Y-SN120342 M4-0.7	
SEC12SN-A-100.0512	100		25	50	27	25.4	48	12			
SEC12SN-A-125.0514	125		32		32	31.75	58	14			
SEC12SN-A-160.0516	160		44		40	38.1	70	16			
SEC12SN-A-080.0610	80	6	19	40	22	-	40	10	SNHQ12T3	Y-SN12T351 M4-0.7	
SEC12SN-A-100.0612	100		25	50	27	25.4	48	12			
SEC12SN-A-125.0614	125		32		32	31.75	58	14			
SEC12SN-A-160.0616	160		44		40	38.1	70	16			
SEC12SN-A-080.0710	80	7	19	40	22	-	40	10	SNHQ1204	Y-SN120461 M4-0.7	
SEC12SN-A-100.0712	100		25	50	27	25.4	48	12			
SEC12SN-A-125.0714	125		32		32	31.75	58	14			
SEC12SN-A-160.0716	160		44		40	38.1	78	16			
SEC12SN-A-080.0710	80	8	19	40	22	-	40	10	SNHQ12T4	Y-SN12T472 M4-0.7	
SEC12SN-A-100.0812	100		25	50	27	25.4	48	12			
SEC12SN-A-125.0814	125		32		32	31.75	58	14			
SEC12SN-A-160.0816	160		44		40	38.1	78	16			

SEC12SN-M 側銑刀 Disc milling cutters

P M K 90°

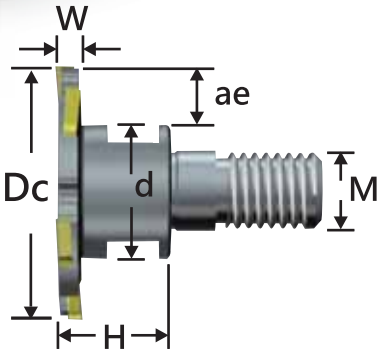

Ordering Code	Dimensions						Flutes		Screw	Wrench
	Dc	W	ae	H	d	M				
SEC12SN-M-50.0404-M10	50	4	15	19	19	M10	4	SNHQ1202	Y-SN120232 M4-0.7	T15
SEC12SN-M-63.0404-M16	63			25	32	M16	6			
SEC12SN-M-50.0504-M10	50	5		20	19	M10	4	SNHQ1203	Y-SN120342 M4-0.7	
SEC12SN-M-63.0504-M16	63			26	32	M16	6			
SEC12SN-M-50.0604-M10	50	6		21	19	M10	4	SNHQ12T3	Y-SN12T351 M4-0.7	
SEC12SN-M-63.0604-M16	63			27	32	M16	6			
SEC12SN-M-50.0704-M10	50	7		22	19	M10	4	SNHQ1204	Y-SN120461 M4-0.7	
SEC12SN-M-63.0704-M16	63			28	32	M16	6			
SEC12SN-M-50.0804-M10	50	8		23	19	M10	4	SNHQ12T4	Y-SN12T472 M4-0.7	
SEC12SN-M-63.0804-M16	63			29	32	M16	6			

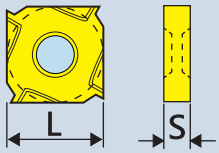

P	◎	○
M	○	◎
K	○	
N		
S		○
H		

Ordering Code	m/m		JP1230	JP7330
INSERT	L	S		
SHHQ1202	12.7	2.3	★	★
SNHQ1203		3.0	★	★
SNHQ12T3		3.5	★	★
SNHQ1204		4.0	★	★
SNHQ12T4		4.5	★	★

	Vc	fz
P	90 – 200	0.07 – 0.2
M	60 – 120	0.07 – 0.15
K	100 – 180	0.08 – 0.2
S	30 - 50	0.06 – 0.12

鎖刀片時，注意刀片刃口的切削方向

When installing the inserts, attention to the direction of cutting edge

TWTS 螺絲溝T型刀 Screw T-slots

P M K

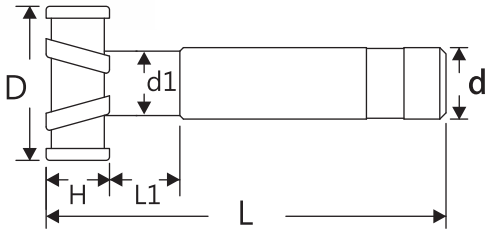

● 千鳥刃 Staggered tooth

Ordering code	Grade	D	H	d	d1	L1	L	Flutes
TWTS-20.5-09.5	P	20.5	9.5	12	10	15	95	4
TWTS-20.5-09.5	K	20.5	9.5	12	10	15	95	4
TWTS-26.0-11.0	P	26	11	20	13	18	100	6
TWTS-26.0-11.0	K	26	11	20	13	18	100	6
TWTS-28.0-10.0	P	28	10	20	13	15	110	6
TWTS-28.0-12.0	P	28	12	20	13	15	110	6
TWTS-32.0-12.0	P	32	12	25	16	26	110	6
TWTS-32.0-12.0	K	32	12	25	16	26	110	6
TWTS-32.0-14.0	P	32	14	25	16	26	110	6
TWTS-32.0-14.0	K	32	14	25	16	26	110	6
TWTS-38.0-16.0	P	38	16	32	19	25	126	6
TWTS-38.0-16.0	K	38	16	32	19	25	126	6
TWTS-40.0-18.0	P	40	18	32	19	26	129	6
TWTS-40.0-18.0	K	40	18	32	19	26	129	6
TWTS-42.0-18.0	P	42	18	32	19	26	129	6
TWTS-42.0-18.0	K	42	18	32	19	26	129	6
TWTS-48.0-20.0	P	48	20	32	21	28	135	8
TWTS-48.0-20.0	K	48	20	32	21	28	135	8
TWTS-48.0-22.0	P	48	22	32	21	28	135	8
TWTS-48.0-22.0	K	48	22	32	21	28	135	8
TWTS-48.5-20.5	P	48.5	20.5	32	21	28	135	8
TWTS-49.0-21.0	K	49	21	32	25	28	135	8
TWTS-50.0-20.0	P	50	20	32	25	28	135	8
TWTS-50.0-20.0	K	50	20	32	25	28	135	8
TWTS-50.0-22.0	P	50	22	32	25	28	135	8
TWTS-50.0-22.0	K	50	22	32	25	28	135	8
TWTS-52.0-22.0	P	52	22	32	25	28	135	8
TWTS-52.0-22.0	K	52	22	32	25	28	135	8

TWTM 模具用T型刀 Mold T-slots

P M K

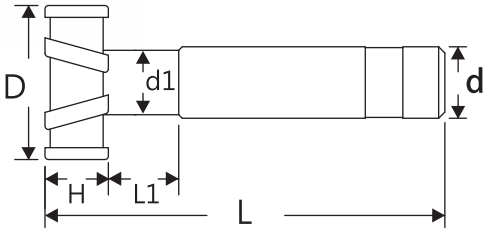

● 千鳥刃 Staggered tooth

Ordering code	Grade	D	H	d	d1	L1	L	Flutes
TWTM-16-04	P	16	4	12	7	15	100	4
TWTM-16-05	P	16	5	12	7	15	100	4
TWTM-19-05	P	19	5	12	10	15	100	4
TWTM-20-04	P	20	4	12	10	15	100	4
TWTM-20-05	P	20	5	12	10	15	100	4
TWTM-20-06	P	20	6	12	10	15	100	4
TWTM-20-08	P	20	8	12	10	15	100	4
TWTM-20-10	P	20	10	12	10	15	100	4
TWTM-25-04	P	25	4	16	13	15	120	6
TWTM-25-05	P	25	5	16	13	15	120	6
TWTM-25-06	P	25	6	16	13	15	120	6
TWTM-25-08	P	25	8	16	13	15	120	6
TWTM-25-10	P	25	10	16	13	15	120	6
TWTM-25-12	P	25	12	16	13	15	120	6
TWTM-30-04	P	30	4	16	15	15	120	6
TWTM-30-05	P	30	5	16	15	15	120	6
TWTM-30-06	P	30	6	16	15	15	120	6
TWTM-30-08	P	30	8	16	15	15	120	6
TWTM-30-10	K	30	10	16	15	15	120	6
TWTM-30-10	P	30	10	16	15	15	120	6
TWTM-30-12	P	30	12	16	15	15	120	6
TWTM-30-12	K	30	12	16	15	15	120	6
TWTM-32-04	P	32	4	16	15	15	120	6
TWTM-32-06	P	32	6	16	15	15	120	6
TWTM-32-06	K	32	6	16	15	15	120	6
TWTM-32-08	P	32	8	16	15	15	120	6
TWTM-32-08	K	32	8	16	15	15	120	6
TWTM-32-10	P	32	10	16	15	15	120	6

泰精超硬刀具有限公司 TEL:886-2-29967563
TAI JENG MACHINERY TOOL CO., LTD

TWTM 螺絲溝T型刀 Screw T-slots

P M K

Ordering code	Grade	D	H	d	d1	L1	L	Flutes
TWTM-32-12	P	32	12	16	15	15	120	6
TWTM-32-12	K	32	12	16	15	15	120	6
TWTM-35-04	P	35	04	16	15	15	120	6
TWTM-35-05	P	35	05	16	15	15	120	6
TWTM-35-06	P	35	06	16	15	15	120	6
TWTM-35-08	P	35	08	16	15	15	120	6
TWTM-35-10	P	35	10	16	15	15	120	6
TWTM-35-12	P	35	12	16	15	15	120	6
TWTM-40-05	P	40	05	25	21	15	140	6
TWTM-40-06	P	40	06	25	21	15	140	6
TWTM-40-06	K	40	06	25	21	15	140	6
TWTM-40-08	P	40	08	25	21	15	140	6
TWTM-40-08	K	40	08	25	21	15	140	6
TWTM-40-10	P	40	10	25	21	15	140	6
TWTM-40-12	P	40	12	25	21	15	140	6
TWTM-45-05-20	P	45	05	20	23	15	140	6
TWTM-45-05	P	45	05	25	23	15	140	6
TWTM-45-05	K	45	05	25	23	15	140	6
TWTM-45-06-20	P	45	06	20	23	15	140	6
TWTM-45-06	P	45	06	25	23	15	140	6
TWTM-45-06	K	45	06	25	23	15	140	6
TWTM-45-08	P	45	08	25	23	15	140	6
TWTM-45-08	K	45	08	25	23	15	140	6
TWTM-45-10	P	45	10	25	23	15	140	6
TWTM-45-10-8T	P	45	10	25	23	15	140	8
TWTM-45-12	P	45	12	25	23	15	140	6
TWTM-45-12-8T	P	45	12	25	23	15	140	8
TWTM-50-06	P	50	6	25	24	15	140	8
TWTM-50-08	P	50	8	25	24	15	140	8
TWTM-50-10	P	50	10	25	24	15	140	8
TWTM-50-10	K	50	10	25	24	15	140	8
TWTM-50-12	P	50	12	25	24	15	140	8
TWTM-60-10	P	60	10	32	30	20	140	10
TWTM-75-10	P	75	10	32	30	26	165	14
TWTM-75-12	P	75	12	32	30	26	165	14
TWTM-75-15	P	75	15	32	30	26	165	14

TWTL 長柄T型刀

Long shank slotting cutters

P M

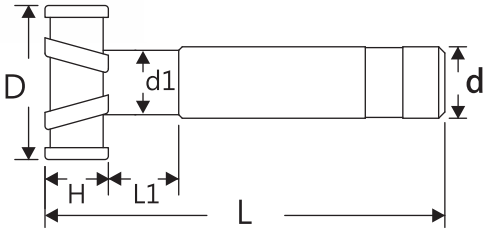

● 千鳥刃 Staggered tooth

Ordering code	Grade	D	H	d	d1	L1	L	Flutes
TWTL-20-04	P	20	4	12	9.5	15	150	4
TWTL-20-05	P	20	5	12	9.5	15	150	4
TWTL-20-06	P	20	6	12	9.5	15	150	4
TWTL-20-08	P	20	8	12	9.5	15	150	4
TWTL-25-04	P	25	4	16	13	15	180	6
TWTL-25-05-150	P	25	5	16	13	15	150	6
TWTL-25-05	P	25	5	16	13	15	180	6
TWTL-25-06	P	25	6	16	13	15	180	6
TWTL-25-08	P	25	8	16	13	15	180	6
TWTL-30-06-150	P	30	6	20	13	20	150	6
TWTL-30-06	P	30	6	20	13	20	200	6
TWTL-30-08-150	P	30	8	20	13	20	150	6
TWTL-30-08	P	30	8	20	13	20	200	6
TWTL-35-06-150	P	35	6	20	18	20	150	6
TWTL-35-06	P	35	6	20	18	20	200	6
TWTL-35-08-150	P	35	8	20	18	20	150	6
TWTL-35-08	P	35	8	20	18	20	200	6
TWTL-35-10	P	35	10	20	18	20	200	6
TWTL-40-06	P	40	6	25	21	20	200	6
TWTL-40-08	P	40	8	25	21	20	200	6
TWTL-40-10	P	40	10	25	21	20	200	6

泰精超硬刀具有限公司 TEL:886-2-29967563
TAI JENG MACHINERY TOOL CO., LTD

TWTB 右斜刃T型刀 Parallel tooth T-slots

P M K

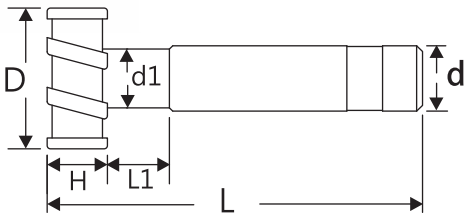

● 右斜刃 Parallel tooth

Ordering code	D	H	d	d1	L1	L	Flutes	Grade
TWTB-15-02	15	2	12	7	15	100	4	CU
TWTB-15-03	15	3	12	7	15	100	4	
TWTB-15-04	15	4	12	7	15	100	4	
TWTB-15-05	15	5	12	7	15	100	4	
TWTB-15-06	15	6	12	7	15	100	4	
TWTB-16-02	16	2	12	7	15	100	4	
TWTB-16-03	16	3	12	7	15	100	4	
TWTB-16-04	16	4	12	7	15	100	4	
TWTB-16-05	16	5	12	7	15	100	4	
TWTB-16-06	16	6	12	7	15	100	4	
TWTB-20-02	20	2	12	9.5	15	100	4	
TWTB-20-03	20	3	12	9.5	15	100	4	
TWTB-20-04	20	4	12	9.5	15	100	4	
TWTB-20-05	20	5	12	9.5	15	100	4	
TWTB-20-06	20	6	12	9.5	15	100	4	
TWTB-20-08	20	8	12	9.5	15	100	4	
TWTB-20-10	20	10	12	9.5	15	100	4	
TWTB-20-12	20	12	12	9.5	15	100	4	
TWTB-25-02	25	2	16	13	15	100	6	
TWTB-25-03	25	3	16	13	15	100	6	
TWTB-25-04	25	4	16	13	15	100	6	
TWTB-25-05	25	5	16	13	15	100	6	
TWTB-25-06	25	6	16	13	15	100	6	
TWTB-25-08	25	8	16	13	15	100	6	
TWTB-25-10	25	10	16	13	15	100	6	
TWTB-25-12	25	12	16	13	15	100	6	
TWTB-30-02	30	2	20	17	15	100	6	
TWTB-30-03	30	3	16	15	15	100	6	
TWTB-30-04	30	4	16	15	15	100	6	
TWTB-30-05	30	5	16	15	15	100	6	

TWTB 右斜刃T型刀 Parallel tooth T-tools

P M K

● 右斜刃 Parallel tooth

Ordering code	D	H	d	d1	L1	L	Flutes	Grade
TWTB-30-06	30	6	16	15	15	100	6	CU
TWTB-30-08	30	8	16	15	15	100	6	
TWTB-30-10	30	10	16	15	15	100	6	
TWTB-30-12	30	12	16	15	15	100	6	
TWTB-32-03	32	3	16	15	15	100	6	
TWTB-32-04	32	4	16	15	15	100	6	
TWTB-32-05	32	5	16	15	15	100	6	
TWTB-32-06	32	6	16	15	15	100	6	
TWTB-32-08	32	8	16	15	15	100	6	
TWTB-32-10	32	10	16	15	15	100	6	
TWTB-32-12	32	12	16	15	15	100	6	
TWTB-35-03	35	3	16	15	15	100	6	
TWTB-35-04	35	4	16	15	15	100	6	
TWTB-35-05	35	5	16	15	15	100	6	
TWTB-35-06	35	6	16	15	15	100	6	
TWTB-35-08	35	8	16	15	15	100	6	
TWTB-35-10	35	10	16	15	15	100	6	
TWTB-35-12	35	12	16	15	15	100	6	
TWTB-38-05	38	5	20	18	15	100	6	
TWTB-38-06	38	6	20	18	15	100	6	
TWTB-38-08	38	8	20	18	15	100	6	
TWTB-38-10	38	10	20	18	15	100	6	
TWTB-38-12	38	12	20	18	15	100	6	
TWTB-40-03	40	3	20	19	15	100	6	
TWTB-40-04	40	4	20	19	15	100	6	
TWTB-40-05	40	5	20	19	15	100	6	
TWTB-40-06	40	6	20	19	15	100	6	
TWTB-40-08	40	8	20	19	15	100	6	
TWTB-40-10	40	10	20	19	15	100	6	
TWTB-40-12	40	12	20	19	15	100	6	

泰精超硬刀具有限公司 TEL:886-2-29967563
TAI JENG MACHINERY TOOL CO., LTD

TWTB 右斜刃T型刀 Parallel tooth T-slots

P M K

● 右斜刃 Parallel tooth

Ordering code	D	H	d	d1	L1	L	Flutes	Grade
TWTB-45-03	45	3	25	22	15	100	6	CU
TWTB-45-04	45	4	25	22	15	100	6	
TWTB-45-05	45	5	25	22	15	100	6	
TWTB-45-06	45	6	25	22	15	100	6	
TWTB-45-08	45	8	25	22	15	100	6	
TWTB-45-10	45	10	25	22	15	100	6	
TWTB-45-12	45	12	25	22	15	100	6	
TWTB-50-03	50	3	25	24	15	100	8	
TWTB-50-04	50	4	25	24	15	100	8	
TWTB-50-05	50	5	25	24	15	100	8	
TWTB-50-06	50	6	25	24	15	100	8	
TWTB-50-08	50	8	25	24	15	100	8	
TWTB-50-10	50	10	25	24	15	100	8	
TWTB-50-12	50	12	25	24	15	100	8	

TWE 螺旋刃銑刀

End mills

K

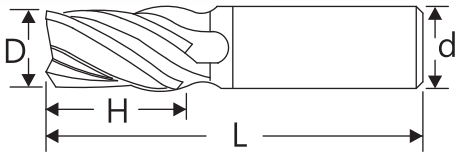

Ordering code	D	H	d	L	Flutes	Grade
TWE-10	10	22	10	100	2	K
TWE-11	11	22	12	100	2	
TWE-12	12	22	12	100	2	
TWE-13	13	22	12	100	2	
TWE-14	14	30	16	105	2	
TWE-15	15	30	16	105	2	
TWE-16	16	30	16	105	2	
TWE-17	17	38	20	110	2	
TWE-18	18	38	20	110	2	
TWE-19	19	38	20	110	2	
TWE-20-2T	20	38	20	110	2	
TWE-20-3T	20	38	20	110	3	
TWE-20-4T	20	38	20	110	4	
TWE-21	21	38	20	110	2	
TWE-22-2T	22	38	20	110	2	
TWE-22-3T	22	38	20	110	3	
TWE-22-4T	22	38	20	110	4	
TWE-23	23	40	25	115	3	
TWE-24-2T	24	40	25	115	2	
TWE-24-3T	24	40	25	115	3	
TWE-25-2T	25	40	25	115	2	
TWE-25-3T	25	40	25	115	3	
TWE-25-4T	25	40	25	115	4	
TWE-26	26	40	25	115	3	
TWE-27	27	40	25	115	3	
TWE-28-40H-3T	28	40	25	115	3	
TWE-28-45H-3T	28	45	25	115	3	
TWE-28-3T-32	28	50	32	130	3	
TWE-28-4T-32	28	50	32	130	4	

泰精超硬刀具有限公司 TEL:886-2-29967563
TAI JENG MACHINERY TOOL CO., LTD

TWE 螺旋刃銑刀 End mills

K

Ordering code	D	H	d	L	Flutes	Grade
TWE-29	29	50	32	130	4	K
TWE-30	30	50	32	130	4	
TWE-32	32	50	32	130	4	
TWE-35	35	50	32	130	4	
TWE-40	40	50	32	135	4	
TWE-45	45	50	32	135	4	
TWE-50-32	50	50	32	135	4	
TWE-50-42	50	50	42	135	4	

TWEH 螺旋刃長刃銑刀 Long flutes end mills

K

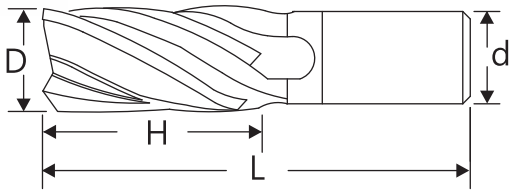

Ordering code	D	H	d	L	Flutes	Grade
TWEH-16-050	16	50	16	130	2	K
TWEH-20-060-2	20	60	20	140	2	
TWEH-20-060-3	20	60	20	140	3	
TWEH-20-060-4	20	60	20	140	4	
TWEH-20-075-2	20	75	20	155	2	
TWEH-20-075-3	20	75	20	155	3	
TWEH-20-075-4	20	75	20	155	4	

TWEH 螺旋刃長刃銑刀 Long flutes end mills

K

90°

Ordering code	D	H	d	L	Flutes	Grade
TWEH-25-050	25	50	25	130	4	K
TWEH-25-080-3	25	80	25	160	3	
TWEH-25-080-4	25	80	25	160	4	
TWEH-30-065	30	65	32	145	4	
TWEH-30-080	30	80	32	160	4	
TWEH-30-100	30	100	32	205	4	
TWEH-30-120	30	120	32	220	4	
TWEH-32-065	32	65	32	145	4	
TWEH-32-080	32	80	32	160	4	
TWEH-32-100	32	100	32	205	4	
TWEH-32-120	32	120	32	220	4	
TWEH-35-065	35	65	32	145	4	
TWEH-35-080	35	80	32	160	4	
TWEH-35-100	35	100	32	205	4	
TWEH-35-135	35	135	32	240	4	
TWEH-40-065	40	65	32	145	4	
TWEH-40-080	40	80	32	160	4	
TWEH-40-100	40	100	32	205	4	
TWEH-40-135	40	135	32	240	4	
TWEH-40-150	40	150	32	245	4	
TWEH-40-160-32	40	160	32	265	4	
TWEH-40-160-42	40	160	42	265	4	
TWEH-45-075	45	75	42	170	4	
TWEH-50-100-4	50	100	42	205	4	
TWEH-50-100-6	50	100	42	205	6	
TWEH-50-125-4	50	125	42	230	4	
TWEH-50-125-6	50	125	42	230	6	
TWEH-50-150-4	50	150	42	255	4	
TWEH-50-150-6	50	150	42	255	6	
TWEH-50-200-4	50	200	42	305	4	
TWEH-50-200-6	50	200	42	305	6	

泰精超硬刀具有限公司 TEL:886-2-29967563
TAI JENG MACHINERY TOOL CO., LTD

TWEL 螺旋刃長柄銑刀 Long shank end mills

K

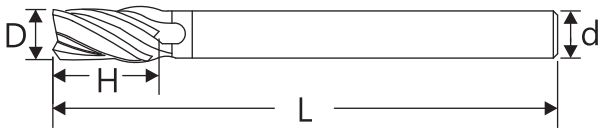

Ordering code	D	H	d	L	Flutes	Grade
TWEL-10-130	10	22	10	130	2	K
TWEL-12-130	12	22	12	130	2	
TWEL-16-130	16	30	16	130	2	
TWEL-16-150	16	30	16	150	2	
TWEL-16-180	16	30	16	180	2	
TWEL-18-160	18	30	16	160	2	
TWEL-18-200	18	30	16	200	2	
TWEL-20-130	20	38	20	130	2	
TWEL-20-160	20	38	20	160	2	
TWEL-20-200	20	38	20	200	2	
TWEL-22-160	22	38	20	160	2	
TWEL-22-200	22	38	20	200	2	
TWEL-25-160	25	40	25	160	4	
TWEL-25-220	25	40	25	220	4	
TWEL-30-160	30	50	25	160	4	
TWEL-30-220	30	50	25	220	4	
TWEL-30-250	30	50	25	250	4	
TWEL-32-180	32	50	32	180	4	
TWEL-32-220	32	50	32	220	4	
TWEL-32-250	32	50	32	250	4	
TWEL-35-180	35	50	32	180	4	
TWEL-35-220	35	50	32	220	4	
TWEL-35-250	35	50	32	250	4	
TWEL-40-180	40	50	32	180	4	
TWEL-40-250	40	50	32	250	4	

TWEB1 螺旋刃銑刀

End mills

P K

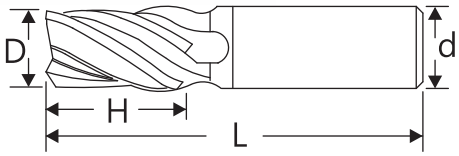

Ordering code	D	H	d	L	Flutes	Grade
TWEB1-10	10	22	10	100	2	CU
TWEB1-11	11	22	12	100	2	
TWEB1-12	12	22	12	100	2	
TWEB1-13	13	22	12	100	2	
TWEB1-14	14	30	16	105	2	
TWEB1-15	15	30	16	105	2	
TWEB1-16-2T	16	30	16	105	2	
TWEB1-16-3T	16	30	16	105	3	
TWEB1-16-4T	16	30	16	105	4	
TWEB1-17-2T	17	38	20	110	2	
TWEB1-17-4T	17	38	20	110	4	
TWEB1-18-2T	18	38	20	110	2	
TWEB1-18-3T	18	38	20	110	3	
TWEB1-18-4T	18	38	20	110	4	
TWEB1-19-2T	19	38	20	110	2	
TWEB1-19-4T	19	38	20	110	4	
TWEB1-20-2T	20	38	20	110	2	
TWEB1-20-3T	20	38	20	110	3	
TWEB1-20-4T	20	38	20	110	4	
TWEB1-21-2T	21	38	20	110	2	
TWEB1-21-3T	21	38	20	110	3	
TWEB1-21-4T	21	38	20	110	4	
TWEB1-22-2T	22	38	20	110	2	
TWEB1-22-3T	22	38	20	110	3	
TWEB1-22-4T	22	38	20	110	4	
TWEB1-23-3T	23	40	25	115	3	
TWEB1-23-4T	23	40	25	115	4	
TWEB1-24-2T	24	40	25	115	2	
TWEB1-24-3T	24	40	25	115	3	

泰精超硬刀具有限公司 TEL:886-2-29967563
TAI JENG MACHINERY TOOL CO., LTD

TWEB1 螺旋刃銑刀

End mills

P K

90°

Ordering code	D	H	d	L	Flutes	Grade
TWEB1-24-4T	24	40	25	115	4	CU
TWEB1-25-2T	25	40	25	115	2	
TWEB1-25-3T	25	40	25	115	3	
TWEB1-25-4T	25	40	25	115	4	
TWEB1-25-50-3T	25	50	25	115	3	
TWEB1-25-50-4T	25	50	25	115	4	
TWEB1-26-3T	26	40	25	115	3	
TWEB1-26-4T	26	40	25	115	4	
TWEB1-27-3T	27	40	25	115	3	
TWEB1-27-4T	27	40	25	115	4	
TWEB1-28-3T	28	40	25	115	3	
TWEB1-28-4T	28	40	25	115	4	
TWEB1-28-50-3T-25	28	50	25	130	3	
TWEB1-28-50-3T-32	28	50	32	130	3	
TWEB1-28-50-4T-25	28	50	25	130	4	
TWEB1-28-50-4T-32	28	50	32	130	4	
TWEB1-29	29	50	32	130	4	
TWEB1-30-25	30	50	25	130	4	
TWEB1-30-32	30	50	32	130	4	
TWEB1-32	32	50	32	130	4	
TWEB1-35	35	50	32	130	4	
TWEB1-38	38	50	32	130	4	
TWEB1-40	40	50	32	135	4	
TWEB1-45	45	50	32	135	4	
TWEB1-50-4T	50	50	32	135	4	
TWEB1-50-6T	50	50	32	135	6	

Ordering code	D	H	d	L	Flutes	Grade
TWEB1-I-1/2	12.7	22	12	100	2	CU
TWEB1-I-5/8	15.875	30	16	105	2	
TWEB1-I-3/4	19.05	38	20	110	2	
TWEB1-I-7/8	22.22	40	20	110	2	
TWEB1-I-1”	25.4	40	25	115	2	

TWEHB1 螺旋長刃銑刀 Long flutes end mills

P K

90°

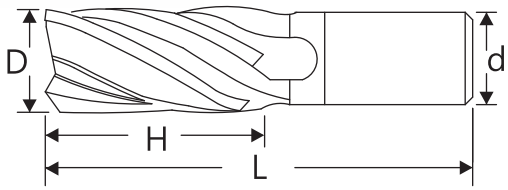

B type 是為對接式 B type were welded coalescent carbide blade.

Ordering code	D	H	d	L	Flutes	Grade
TWEHB1-15-050	15	50	16	130	3	CU
TWEHB1-16-050-2	16	50	16	130	2	
TWEHB1-16-050-4	16	50	16	130	4	
TWEHB1-16-065	16	65	16	145	4	
TWEHB1-18-050	18	50	20	130	4	
TWEHB1-18-065	18	65	20	145	4	
TWEHB1-20-060-2	20	60	20	140	2	
TWEHB1-20-060-3	20	60	20	140	3	
TWEHB1-20-060-4	20	60	20	140	4	
TWEHB1-20-075-3	20	75	20	155	3	
TWEHB1-20-075-4	20	75	20	155	4	
TWEHB1-22-060-3	22	60	20	145	3	
TWEHB1-22-060-4	22	60	20	145	4	
TWEHB1-22-075	22	75	20	155	4	
TWEHB1-25-065	25	65	25	145	4	
TWEHB1-25-080-3	25	80	25	155	3	
TWEHB1-25-080-4	25	80	25	155	4	
TWEHB1-25-135-B	25	135	25	235	4	
TWEHB1-26-050	26	50	25	130	4	
TWEHB1-26-080	26	80	25	160	4	
TWEHB1-28-080	28	80	25	160	4	
TWEHB1-30-065	30	65	25	145	4	
TWEHB1-30-080-25	30	80	25	160	4	
TWEHB1-30-080-32	30	80	32	160	4	
TWEHB1-30-100	30	100	32	205	4	
TWEHB1-32-065	32	65	32	145	4	
TWEHB1-32-080	32	80	32	160	4	
TWEHB1-32-100	32	100	32	205	4	
TWEHB1-35-065	35	65	32	145	4	
TWEHB1-35-080	35	80	32	160	4	

TWEHB1 螺旋長刃銑刀 Long flutes end mills

P K

90°

Ordering code	D	H	d	L	Flutes	Grade
TWEHB1-35-100	35	100	32	205	4	CU
TWEHB1-35-152	35	152	32	250	4	
TWEHB1-40-065	40	65	32	145	4	
TWEHB1-40-080	40	80	32	160	4	
TWEHB1-40-100	40	100	32	205	4	
TWEHB1-50-080	50	80	32	165	4	
TWEHB1-50-080-32	50	80	32	165	6	
TWEHB1-50-080-42	50	80	42	165	6	

TWEB1D 過中心螺旋銑刀 Center-cut end mills

P K

90°

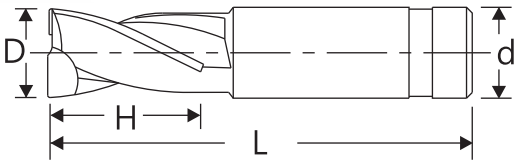

Ordering code	D	H	d	L	Flutes	Grade
TWEB1D-12	12	22	12	100	2	CU
TWEB1D-14	14	30	16	105	2	
TWEB1D-15	15	30	16	105	2	
TWEB1D-16	16	30	16	105	2	
TWEB1D-18	18	40	20	110	2	
TWEB1D-20	20	40	20	110	2	
TWEB1D-22	22	40	20	110	2	
TWEB1D-24	24	40	25	115	2	
TWEB1D-25	25	40	25	115	2	
TWEB1D-28	28	40	25	115	2	
TWEB1D-30-25	30	50	25	130	2	
TWEB1D-30-32	30	50	32	130	2	
TWEB1D-32	32	50	32	130	2	
TWEB1D-35	35	50	32	130	2	
TWEB1D-38	38	50	32	135	2	
TWEB1D-40	40	50	32	135	2	
TWEB1D-40-200	40	65	32	200	2	

TWER5 螺旋刃粗銑刀 Roughing end mills

K

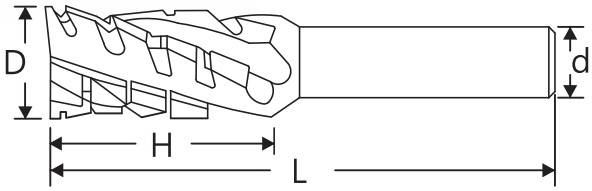

Ordering code	D	H	d	L	Flutes	Grade
TWER5-25-060-3	25	60	25	140	3	K
TWER5-30-060	30	60	32	140	4	
TWER5-30-080	30	80	32	160	4	
TWER5-30-105	30	105	32	205	4	
TWER5-32-060	32	60	32	140	4	
TWER5-32-080	32	80	32	160	4	
TWER5-32-105	32	105	32	205	4	
TWER5-35-060	35	60	32	140	4	
TWER5-35-080	35	80	32	160	4	
TWER5-35-105	35	105	32	205	4	
TWER5-40-060	40	60	32	140	4	
TWER5-40-080	40	80	32	160	4	
TWER5-40-105	40	105	32	205	4	
TWER5-40-135	40	135	32	240	4	
TWER5-40-160-32	40	160	32	250	4	
TWER5-40-160-42	40	160	42	250	4	
TWER5-50-105-4	50	105	42	205	4	
TWER5-50-105-5	50	105	42	205	5	
TWER5-50-105-6	50	105	42	205	6	
TWER5-50-125-4	50	125	42	225	4	
TWER5-50-125-5	50	125	42	225	5	
TWER5-50-125-6	50	125	42	225	6	
TWER5-50-150-4	50	150	42	250	4	
TWER5-50-150-5	50	150	42	250	5	
TWER5-50-150-6	50	150	42	250	6	
TWER5-50-200-4	50	200	42	300	4	
TWER5-50-200-5	50	200	42	300	5	
TWER5-50-200-6	50	200	42	300	6	

泰精超硬刀具有限公司 TEL:886-2-29967563
TAI JENG MACHINERY TOOL CO., LTD

TWER6 螺旋刃細齒銑刀 Fine pitch end mills

P M K

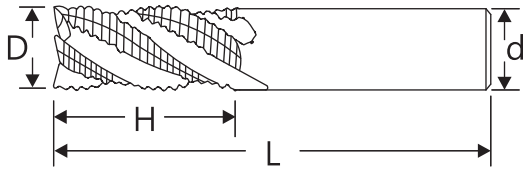

Ordering code	D	H	d	L	Flutes	Grade
TWER6-16	16	30	16	105	3	K
TWER6-17-3	17	38	20	110	3	
TWER6-17-4	17	38	20	110	4	
TWER6-18-3	18	38	20	110	3	
TWER6-18-4	18	38	20	110	4	
TWER6-19	19	38	20	110	3	
TWER6-20-3	20	38	20	110	3	
TWER6-20-4	20	38	20	110	4	
TWER6-21-3	21	38	20	110	3	
TWER6-21-4	21	38	20	110	4	
TWER6-22-3	22	38	20	110	3	
TWER6-22-4	22	38	20	110	4	
TWER6-23-3	23	40	25	115	3	
TWER6-23-4	23	40	25	115	4	
TWER6-24-3	24	40	25	115	3	
TWER6-24-4	24	40	25	115	4	
TWER6-25-3	25	40	25	115	3	
TWER6-25-4	25	40	25	115	4	
TWER6-25-50	25	50	25	130	4	
TWER6-26-3	26	40	25	115	3	
TWER6-26-4	26	40	25	115	4	
TWER6-27	27	40	25	115	4	
TWER6-27-45-3	27	45	25	115	3	
TWER6-27-45-4	27	45	25	115	4	
TWER6-28-40	28	40	25	115	4	
TWER6-28-45	28	45	25	120	4	
TWER6-30-25	30	50	25	130	4	
TWER6-30-32	30	50	32	130	4	
TWER6-32	32	50	32	130	4	

TWER6 螺旋刃筒狀細齒銑刀 Fine pitch end mills

P M K

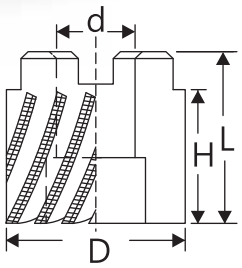

Ordering code	D	H	d	L	Flutes	Grade
TWER6-60	60	55	25.4	70	6	K

TWERL6 螺旋刃長柄細齒銑刀 Fine pitch long shank end mills

P M K

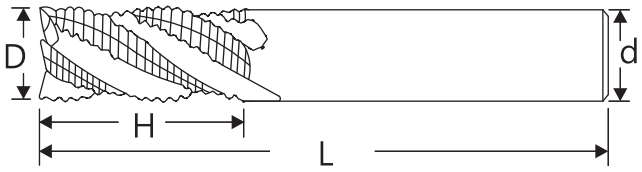

Ordering code	D	H	d	L	Flutes	Grade
TWERL6-16	16	30	16	150	3	K
TWERL6-16-40	16	40	16	180	3	
TWERL6-16-50	16	50	16	130	3	
TWERL6-18	18	30	16	160	3	
TWERL6-20	20	38	20	160	4	
TWERL6-20-60	20	60	20	160	4	
TWERL6-22	22	38	20	160	4	
TWERL6-25	25	40	25	160	4	
TWERL6-25-080	25	80	25	190	4	
TWERL6-30	30	50	25	160	4	
TWERL6-32	32	50	32	180	4	
TWERL6-35	35	50	32	180	4	
TWERL6-40	40	50	32	180	4	
TWERL6-40-080	40	80	32	160	4	

泰精超硬刀具有限公司 TEL:886-2-29967563
TAI JENG MACHINERY TOOL CO., LTD

TWR 莫式斜柄螺旋鉸刀 Morse taper reamers

P M K

90°



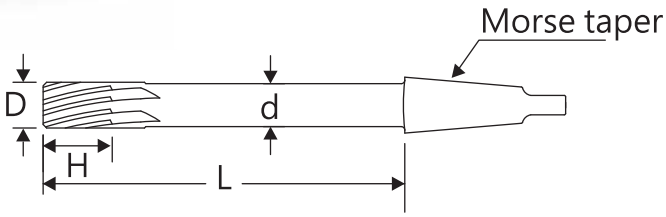

- Morse Taper Shank
- Accuracy D +0.005
  +0.01
  +0.02
  +0.025
  +0.05

Ordering code	D	H	d	L	Morse Taper	Flutes
TWR-12+0.005	12	20	11	150	MT2	4
TWR-12+0.01	12	20	11	150	MT2	4
TWR-12+0.02	12	20	11	150	MT2	4
TWR-12+0.025	12	20	11	150	MT2	4
TWR-12+0.05	12	20	11	150	MT2	4
TWR-13+0.01	13	20	12	150	MT2	4
TWR-13+0.02	13	20	12	150	MT2	4
TWR-14+0.01	14	20	13	150	MT2	4
TWR-14+0.02	14	20	13	150	MT2	4
TWR-15+0.01	15	25	14	150	MT3	4
TWR-15+0.02	15	25	14	150	MT3	4
TWR-16+0.005	16	25	15	150	MT3	4
TWR-16+0.01	16	25	15	150	MT3	4
TWR-16+0.02	16	25	15	150	MT3	4
TWR-16+0.025	16	25	15	150	MT3	4
TWR-16+0.05	16	25	15	150	MT3	4
TWR-17+0.01	17	25	16	150	MT3	4
TWR-17+0.02	17	25	16	150	MT3	4
TWR-18+0.01	18	35	17	200	MT3	4
TWR-18+0.02	18	35	17	200	MT3	4
TWR-19+0.01	19	35	18	200	MT3	6
TWR-19+0.02	19	35	18	200	MT3	6
TWR-20+0.005	20	35	19	200	MT3	6
TWR-20+0.01	20	35	19	200	MT3	6
TWR-20+0.02	20	35	19	200	MT3	6
TWR-20+0.025	20	35	19	200	MT3	6
TWR-20+0.05	20	35	19	200	MT3	6
TWR-22+0.01	22	35	20	200	MT3	6
TWR-22+0.02	22	35	20	200	MT3	6

TWR 莫式斜柄螺旋鉸刀 Morse taper reamers

P M K

90°

- Morse Taper Shank
- Accuracy D +0.005
  +0.01
  +0.02
  +0.025
  +0.05

Ordering code	D	H	d	L	Morse Taper	Flutes
TWR-23+0.02	23	35	21	200	MT3	6
TWR-24+0.01	24	35	22	200	MT3	6
TWR-24+0.02	24	35	22	200	MT3	6
TWR-25+0.005	25	35	22	200	MT3	6
TWR-25+0.01	25	35	22	200	MT3	6
TWR-25+0.02	25	35	22	200	MT3	6
TWR-25+0.025	25	35	22	200	MT3	6
TWR-25+0.05	25	35	22	200	MT3	6
TWR-26+0.02	26	35	23	200	MT3	6
TWR-28+0.01-MT3	28	35	25	230	MT3	6
TWR-28+0.01-MT4	28	35	25	230	MT4	6
TWR-28+0.02-MT3	28	35	25	230	MT3	6
TWR-28+0.02-MT4	28	35	25	230	MT4	6
TWR-30+0.05	30	35	26	230	MT4	6
TWR-30+0.01	30	35	26	230	MT4	6
TWR-30+0.02	30	35	26	230	MT4	6
TWR-30+0.025	30	35	26	230	MT4	6
TWR-30+0.05	30	35	26	230	MT4	6
TWR-32+0.01	32	35	28	230	MT4	6
TWR-32+0.02	32	35	28	230	MT4	6
TWR-35+0.01	35	35	31	230	MT4	6
TWR-35+0.02	35	35	31	230	MT4	6
TWR-35+0.025	35	35	31	230	MT4	6
TWR-35+0.05	35	35	31	230	MT4	6
TWR-40+0.01	40	40	34	260	MT4	6
TWR-40+0.02	40	40	34	260	MT4	6
TWR-40+0.025	40	40	34	260	MT4	6
TWR-42+0.02	42	42	36	260	MT4	6
TWR-45+0.01	45	45	38	260	MT4	6
TWR-45+0.02	45	45	38	260	MT4	6
TWR-45+0.025	45	45	38	260	MT4	6
TWR-50+0.02	50	50	44	300	MT4	6
TWR-50+0.02-MT5	50	50	44	300	MT5	6
TWR-50+0.025	50	50	44	300	MT4	6
TWR-50+0.025-MT5	50	50	44	300	MT5	6

TWR 莫式斜柄螺旋鉸刀 Morse taper reamers

P M K

90°

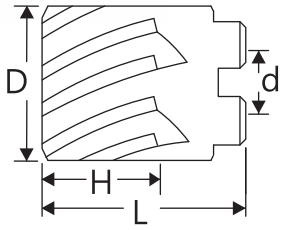

- Morse Taper Shank
- Accuracy D +0.02

Ordering code	D	H	d	L	Morse Taper	Flutes
TWR-55+0.02	55	50	46	300	MT4	8
TWR-55+0.02-MT5	55	50	46	300	MT5	8
TWR-60+0.02-25.4	60	50	25.4	74	-	8
TWR-60+0.02	60	50	50	300	MT4	8
TWR-60+0.02-MT5	60	50	50	300	MT5	8
TWR-65+0.02-25.4	65	50	25.4	67	-	8
TWR-65+0.02	65	50	55	300	MT4	8
TWR-65+0.02-MT5	65	50	55	300	MT5	8
TWR-70+0.02-25.4	70	50	25.4	74	-	10
TWR-70+0.02	70	50	60	300	MT5	10
TWR-75+0.02-25.4	75	50	25.4	74	-	10
TWR-80+0.02-25.4	80	50	25.4	65	-	10

TWRI 莫式斜柄螺旋鉸刀 Morse taper reamers

P M K

90°

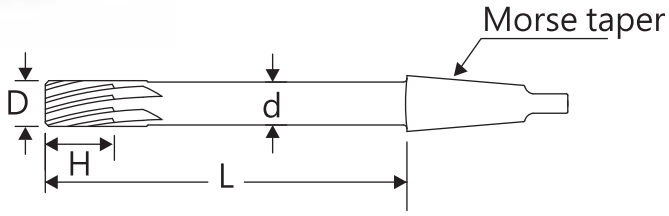

- Morse Taper Shank
- Accuracy D +0.01
  +0.02
  +0.025
  +0.05

Ordering code	D	H	d	L	Morse Taper	Flutes
TWRI-1/2+0.02	12.7	20	12	155	MT2	4
TWRI-1/2+0.025	12.7	20	12	155	MT2	4
TWRI-1/2+0.05	12.7	20	12	155	MT2	4
TWRI-5/8+0.02	15.875	25	15	155	MT3	4
TWRI-5/8+0.025	15.875	25	15	155	MT3	4
TWRI-3/4+0.01	19.05	35	18	205	MT3	6
TWRI-3/4+0.02	19.05	35	18	205	MT3	6
TWRI-3/4+0.025	19.05	35	18	205	MT3	6
TWRI-7/8+0.01	22.225	35	20	205	MT3	6
TWRI-7/8+0.02	22.225	35	20	205	MT3	6
TWRI-7/8+0.025	22.225	35	20	205	MT3	6
TWRI-1”+0.01	25.4	35	22	205	MT3	6
TWRI-1”+0.02	25.4	35	22	205	MT3	6
TWRI-1”+0.025	25.4	35	22	205	MT3	6
TWRI-1”1/8+0.01	28.575	35	24	230	MT3	6
TWRI-1”1/8+0.02	28.575	35	24	230	MT3	6
TWRI-1”1/4+0.02	31.75	35	26	230	MT4	6
TWRI-1”3/8+0.01	34.925	35	30	230	MT4	6
TWRI-1”3/8+0.02	34.925	35	30	230	MT4	6
TWRI-1”3/8+0.025	34.925	35	30	230	MT4	6
TWRI-1”1/2+0.02	38.1	35	33	260	MT4	6
TWRI-1”1/2+0.025	38.1	35	33	260	MT4	6
TWRI-1”5/8+0.01	41.275	40	35	260	MT4	6
TWRI-1”5/8+0.02	41.275	40	35	260	MT4	6
TWRI-1”5/8+0.025	41.275	40	35	260	MT4	6
TWRI-1”3/4+0.02	44.45	40	38	260	MT4	6
TWRI-1”3/4+0.025	44.45	40	38	260	MT4	6
TWRI-1”7/8+0.02	47.625	40	40	260	MT4	6
TWRI-1“7/8+0.025	47.625	40	40	260	MT4	6
TWRI-2”+0.02	50.8	50	44	300	MT4	6

TWRL 加長莫式斜柄螺旋鉸刀

Morse taper reamers (extra long)

P M K

90°

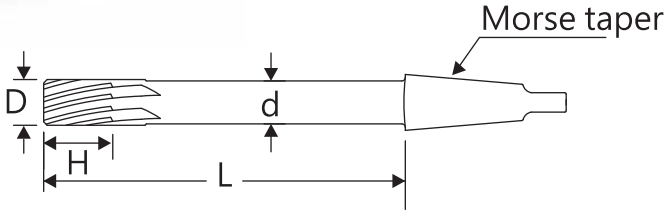

- Morse Taper Shank
- Accuracy D +0.01
  +0.02
  +0.05

Ordering code	D	H	d	L	Morse Taper	Flutes
TWRL-16-200+0.01	16	25	15	200	MT3	4
TWRL-16-200+0.02	16	25	15	200	MT3	4
TWRL-16-200+0.05	16	25	15	200	MT3	4
TWRL-16-250+0.02	16	25	15	250	MT3	4
TWRL-16-250+0.05	16	25	15	250	MT3	4
TWRL-16-300+0.02	16	25	15	300	MT3	4
TWRL-16-400+0.02	16	25	15	400	MT3	4
TWRL-20-250+0.02	20	35	19	250	MT3	6
TWRL-20-300+0.02	20	35	19	300	MT3	6
TWRL-20-350+0.02	20	35	19	350	MT3	6
TWRL-20-400+0.02	20	35	19	400	MT3	6
TWRL-25-250+0.02	25	35	22	250	MT3	6
TWRL-25-300+0.02	25	35	22	300	MT3	6
TWRL-25-350+0.02	25	35	22	350	MT3	6
TWRL-25-400+0.02	25	35	22	400	MT3	6
TWRL-30-300+0.02	30	35	26	300	MT4	6
TWRL-30-350+0.02	30	35	26	350	MT4	6
TWRL-30-400+0.02	30	35	26	400	MT4	6
TWRL-35-300+0.02	35	35	31	300	MT4	6
TWRL-35-350+0.02	35	35	31	350	MT4	6
TWRL-40-350+0.02	40	40	34	350	MT4	6

TWRS 直柄螺旋鉸刀

Straight reamers

P M K

90°

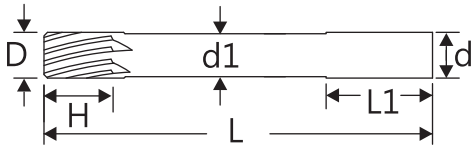

- Straight Shank
- Accuracy D + 0.01
- Metric Specifications, 2.5 - 5.4 mm are made by solid carbide

Ordering code	D	H	d1	L1	d	L	Flutes
TWRS-02.5	2.5	20	2.4	35	2.5	105	4
TWRS-02.6	2.6	20	2.4	35	2.5	105	4
TWRS-02.7	2.7	20	2.5	35	3	105	4
TWRS-02.8	2.8	20	2.6	35	3	105	4
TWRS-02.9	2.9	20	2.7	35	3	105	4
TWRS-03.0	3.0	20	2.9	35	3	105	4
TWRS-03.1	3.1	20	2.9	35	3	105	4
TWRS-03.2	3.2	20	2.95	35	3	105	4
TWRS-03.3	3.3	20	3.1	35	3	105	4
TWRS-03.4	3.4	20	3.2	35	3	105	4
TWRS-03.5	3.5	20	3.3	35	3	105	4
TWRS-03.6	3.6	20	3.4	35	3.5	105	4
TWRS-03.7	3.7	20	3.5	35	3.5	105	4
TWRS-03.8	3.8	20	3.6	35	4	105	4
TWRS-03.9	3.9	20	3.7	35	4	105	4
TWRS-04.0	4.0	20	3.8	35	4	105	4
TWRS-04.1	4.1	20	3.9	35	4	105	4
TWRS-04.2	4.2	20	4.0	35	4	105	4
TWRS-04.3	4.3	20	4.1	35	4	105	4
TWRS-04.4	4.4	20	4.2	35	4	105	4
TWRS-04.5	4.5	20	4.3	35	4.5	105	4
TWRS-04.6	4.6	20	4.4	35	4.5	105	4
TWRS-04.7	4.7	20	4.5	35	4.5	105	4
TWRS-04.8	4.8	20	4.6	40	5	105	4
TWRS-04.9	4.9	20	4.7	40	5	105	4
TWRS-05.0	5.0	30	4.8	40	5	130	4

Ordering code	D	H	d1	L1	d	L	Flutes
TWRS-05.1	5.1	30	4.9	40	5	130	4
TWRS-05.2	5.2	30	5.0	40	5	130	4
TWRS-05.3	5.3	30	5.1	40	5	130	4
TWRS-05.4	5.4	30	5.2	40	5	130	4
TWRS-05.5	5.5	30	5.3	40	6	130	4
TWRS-05.6	5.6	30	5.4	40	6	130	4
TWRS-05.7	5.7	30	5.5	40	6	130	4
TWRS-05.8	5.8	30	5.6	40	6	130	4
TWRS-05.9	5.9	30	5.7	40	6	130	4
TWRS-06.0	6.0	30	5.8	40	6	130	4
TWRS-06.1	6.1	30	5.9	40	6	130	4
TWRS-06.2	6.2	30	6.0	40	6	130	4
TWRS-06.3	6.3	30	6.1	40	6	130	4
TWRS-06.4	6.4	30	6.2	40	6	130	4
TWRS-06.5	6.5	30	6.3	40	6	130	4
TWRS-06.6	6.6	30	6.4	40	8	130	4
TWRS-06.7	6.7	30	6.5	40	8	130	4
TWRS-06.8	6.8	30	6.6	40	8	130	4
TWRS-06.9	6.9	30	6.7	40	8	130	6
TWRS-07.0	7.0	30	6.8	40	8	130	6
TWRS-07.1	7.1	30	6.9	40	8	130	6
TWRS-07.2	7.2	30	7.0	40	8	130	6
TWRS-07.3	7.3	30	7.1	40	8	130	6
TWRS-07.4	7.4	30	7.2	40	8	130	6
TWRS-07.5	7.5	30	7.3	40	8	130	6
TWRS-07.6	7.6	30	7.4	40	8	130	6

泰精超硬刀具有限公司 TEL:886-2-29967563
TAI JENG MACHINERY TOOL CO., LTD

TWRS 直柄螺旋鉸刀

Straight reamers

P M K

90°

Ordering code	D	H	d1	L1	d	L	Flutes
TWRS-07.7	7.7	30	7.5	40	8	130	6
TWRS-07.8	7.8	30	7.6	40	8	130	6
TWRS-07.9	7.9	30	7.7	40	8	130	6
TWRS-08.0	8.0	30	7.8	40	8	130	6
TWRS-08.1	8.1	30	7.9	40	8	130	6
TWRS-08.2	8.2	30	8.0	40	8	130	6
TWRS-08.3	8.3	30	8.1	40	8	130	6
TWRS-08.4	8.4	30	8.2	40	8	130	6
TWRS-08.5	8.5	30	8.3	40	8	130	6
TWRS-08.6	8.6	30	8.4	40	10	130	6
TWRS-08.7	8.7	30	8.5	40	10	130	6
TWRS-08.8	8.8	30	8.6	40	10	130	6
TWRS-08.9	8.9	30	8.7	40	10	130	6
TWRS-09.0	9.0	30	8.8	40	10	150	6
TWRS-09.1	9.1	30	8.9	40	10	150	6
TWRS-09.2	9.2	30	9.0	40	10	150	6
TWRS-09.3	9.3	30	9.0	40	10	150	6
TWRS-09.4	9.4	30	9.1	40	10	150	6
TWRS-09.5	9.5	30	9.2	40	10	150	6
TWRS-09.6	9.6	30	9.3	40	10	150	6
TWRS-09.7	9.7	30	9.4	40	10	150	6
TWRS-09.8	9.8	30	9.5	40	10	150	6
TWRS-09.9	9.9	30	9.6	40	10	150	6
TWRS-10.0	10	30	9.8	40	10	150	6
TWRS-10.1	10.1	30	9.9	40	10	150	6
TWRS-10.2	10.2	30	9.9	40	10	150	6

Ordering code	D	H	d1	L1	d	L	Flutes
TWRS-10.3	10.3	30	9.9	40	10	150	6
TWRS-10.4	10.4	30	9.9	40	10	150	6
TWRS-10.5	10.5	30	10	40	10	150	6
TWRS-10.6	10.6	30	10.3	40	12	150	6
TWRS-10.7	10.7	30	10.4	40	12	150	6
TWRS-10.8	10.8	30	10.5	40	12	150	6
TWRS-10.9	10.9	30	10.6	40	12	150	6
TWRS-11.0	11.0	30	10.8	40	12	150	6
TWRS-11.1	11.1	30	10.8	40	12	150	6
TWRS-11.2	11.2	30	10.9	40	12	150	6
TWRS-11.3	11.3	30	11.0	40	12	150	6
TWRS-11.4	11.4	30	11.2	40	12	150	6
TWRS-11.5	11.5	30	11.3	40	12	150	6
TWRS-11.6	11.6	30	11.3	40	12	150	6
TWRS-11.7	11.7	30	11.4	40	12	150	6
TWRS-11.8	11.8	30	11.4	40	12	150	6
TWRS-11.9	11.9	30	11.5	40	12	150	6
TWRS-12.0	12.0	30	11.7	40	12	150	6
TWRS-12.1	12.1	30	11.7	40	12	150	6
TWRS-12.2	12.2	30	11.8	40	12	150	6
TWRS-12.3	12.3	30	11.8	40	12	150	6
TWRS-12.4	12.4	30	12.0	40	12	150	6
TWRS-12.5	12.5	30	12.0	40	12	150	6
TWRS-12.6	12.6	30	12.2	40	12	150	6
TWRS-12.8	12.8	30	12.4	40	12	150	6
TWRS-12.9	12.9	30	12.4	40	12	150	6
TWRS-13.0	13.0	30	12.4	40	12	150	6

TWRSI 直柄螺旋鉸刀 Straight reamers

P M K

90°

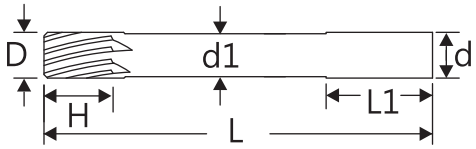

- Straight Shank
- Accuracy D + 0.01
- Metric Specifications, 1/8″ 3/16″ are made by solid carbide

Ordering code	D	H	d1	L1	d	L	Flutes
TWRSI-1/8	3.175	20	3	35	3	105	4
TWRSI-3/16	4.763	20	4.4	35	4	105	4
TWRSI-1/4	6.35	30	6	40	6	130	4
TWRSI-5/16	7.938	30	7.5	40	8	130	6
TWRSI-3/8	9.525	30	9.3	40	10	150	6
TWRSI-1/2	12.7	30	12.2	40	12	150	6

TWRM 直柄螺旋鉸刀 Straight reamers

P M K

90°

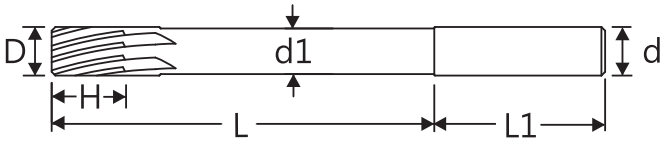

- Straight Shank
- Accuracy D + 0.01

Ordering code	D	H	d1	L1	d	L	Flutes
TWRM-13	13	20	12	60	16	150	4
TWRM-14	14	20	13	60	16	150	4
TWRM-15	15	25	14	60	16	150	4
TWRM-16	16	25	15	60	16	150	4
TWRM-20	20	35	19	60	20	200	6
TWRM-25	25	35	20	60	20	200	6

泰精超硬刀具有限公司 TEL:886-2-29967563
TAI JENG MACHINERY TOOL CO., LTD

TWRA 莫式斜柄斜刃鉸刀 Morse taper reamers

P M K

90°

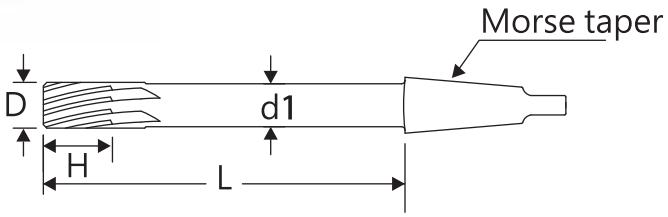

- Morse Taper Shank
- Accuracy D + 0.003 - 0.007

Ordering code	D	H	d1	L	Morse taper	Flutes
TWRA-12.0	12	35	11	105	MT2	6
TWRA-12.5	12.5	35	11.5	105	MT2	6
TWRA-13.0	13	35	12	105	MT2	6
TWRA-13.5	13.5	35	12.5	110	MT2	6
TWRA-14.0	14	35	13	110	MT2	6
TWRA-14.5	14.5	35	13.5	125	MT2	6
TWRA-15.0	15	35	14	125	MT2	6
TWRA-15.5	15.5	35	14.5	130	MT2	6

Ordering code	D	H	d1	L	Morse taper	Flutes
TWRA-16.0	16	35	15	130	MT2	6
TWRA-16.5	16.5	35	15.5	135	MT2	6
TWRA-17.0	17	35	16	135	MT2	6
TWRA-17.5	17.5	35	16.5	140	MT2	6
TWRA-18.0	18	35	17	140	MT2	6
TWRA-18.5	18.5	35	17.5	145	MT2	6
TWRA-19.0	19	35	18	145	MT2	6
TWRA-19.5	19.5	35	18.5	150	MT2	6
TWRA-20.0	20	35	19	150	MT2	6

TWRAX 莫式斜柄斜刃鉸刀 Morse taper reamers

P M K H

90°

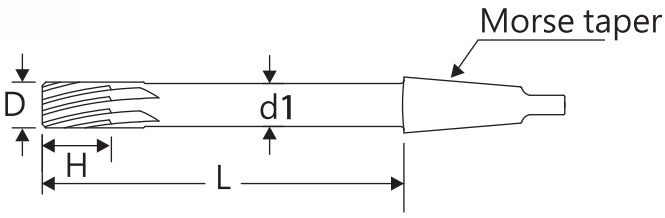

- Morse Taper Shank
- ASC 300 - PVD coated
- Accuracy D + 0.003 - 0.007

Ordering code	D	H	d1	L	Morse taper	Flutes
TWRAX-12.0	12	35	11	105	MT2	6
TWRAX-12.5	12.5	35	11.5	105	MT2	6
TWRAX-13.0	13	35	12	105	MT2	6
TWRAX-13.5	13.5	35	12.5	110	MT2	6
TWRAX-14.0	14	35	13	110	MT2	6
TWRAX-14.5	14.5	35	13.5	125	MT2	6
TWRAX-15.0	15	35	14	125	MT2	6
TWRAX-15.5	15.5	35	14.5	130	MT2	6

Ordering code	D	H	d1	L	Morse taper	Flutes
TWRAX-16.0	16	35	15	130	MT2	6
TWRAX-16.5	16.5	35	15.5	135	MT2	6
TWRAX-17.0	17	35	16	135	MT2	6
TWRAX-17.5	17.5	35	16.5	140	MT2	6
TWRAX-18.0	18	35	17	140	MT2	6
TWRAX-18.5	18.5	35	17.5	145	MT2	6
TWRAX-19.0	19	35	18	145	MT2	6
TWRAX-19.5	19.5	35	18.5	150	MT2	6
TWRAX-20.0	20	35	19	150	MT2	6

TWRMA 直柄斜刃鉸刀 Straight reamers

P M K

90°



- Straight Shank
- Accuracy D + 0.003 - 0.007

Ordering code	D	H	d	L	L1	Flutes
TWRMA-12.0	12	35	12	100	50	6
TWRMA-12.5	12.5	35	12	100	50	6
TWRMA-13.0	13	35	12	100	50	6
TWRMA-13.5	13.5	35	12	100	50	6
TWRMA-14.0	14	35	12	110	50	6
TWRMA-14.5	14.5	35	16	110	50	6
TWRMA-15.0	15	35	16	115	50	6
TWRMA-15.5	15.5	35	16	115	50	6

Ordering code	D	H	d	L	L1	Flutes
TWRMA-16.0	16	35	16	120	50	6
TWRMA-16.5	16.5	35	16	120	50	6
TWRMA-17.0	17	35	16	125	50	6
TWRMA-17.5	17.5	35	16	135	50	6
TWRMA-18.0	18	35	16	135	50	6
TWRMA-18.5	18.5	35	20	140	50	6
TWRMA-19.0	19	35	20	140	50	6
TWRMA-19.5	19.5	35	20	145	50	6
TWRMA-20.0	20	35	20	145	50	6

TWRMAX 直柄斜刃鉸刀 Straight reamers

P M K H

90°



- ASC300 - PVD coated
- Accuracy D + 0.003 - 0.007

Ordering code	D	H	d	L	L1	Flutes
TWRMAX-12.0	12	35	12	100	50	6
TWRMAX-12.5	12.5	35	12	100	50	6
TWRMAX-13.0	13	35	12	100	50	6
TWRMAX-13.5	13.5	35	12	100	50	6
TWRMAX-14.0	14	35	12	110	50	6
TWRMAX-14.5	14.5	35	16	110	50	6
TWRMAX-15.0	15	35	16	115	50	6
TWRMAX-15.5	15.5	35	16	115	50	6

Ordering code	D	H	d	L	L1	Flutes
TWRMAX-16.0	16	35	16	120	50	6
TWRMAX-16.5	16.5	35	16	120	50	6
TWRMAX-17.0	17	35	16	125	50	6
TWRMAX-17.5	17.5	35	16	135	50	6
TWRMAX-18.0	18	35	16	135	50	6
TWRMAX-18.5	18.5	35	20	140	50	6
TWRMAX-19.0	19	35	20	140	50	6
TWRMAX-19.5	19.5	35	20	145	50	6
TWRMAX-20.0	20	35	20	145	50	6

泰精超硬刀具有限公司 TEL:886-2-29967563
TAI JENG MACHINERY TOOL CO., LTD

TWA1 單刃內孔倒角刀 Hole chamfering cutters

P M K

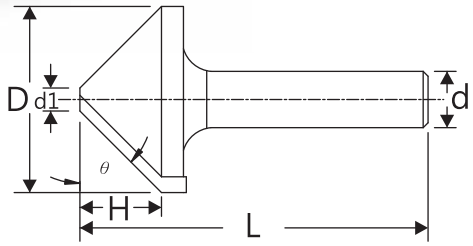

Ordering code	D	d1	d	H	L	θ	Flutes
TWA1-12	12	3	8	5	60	45°	1
TWA1-16	16	3.5	10	7	65		
TWA1-20	20	3.5	10	9	73		
TWA1-25	25	5	10	12	80		
TWA1-31	31	5	12	15	82		
TWA1-40	40	6	12	19	85		
TWA1-50	50	6	12	24	85		

TWA3 三刃內孔倒角刀 Hole chamfering cutters

P M K

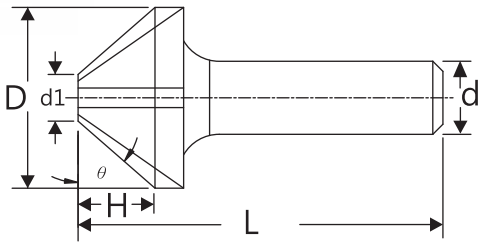

Ordering code	D	d1	d	H	L	θ	Flutes
TWA3-12.4	12.4	4.5	8	4	56	45°	3
TWA3-16.5	16.5	5	10	5.5	60		
TWA3-20.5	20.5	6	10	7	63		
TWA3-25	25	6.5	10	9	67		
TWA3-31	31	7.5	12	12	71		
TWA3-35	35	7.5	12	14	73		
TWA3-40	40	8	12	16	77		
TWA3-50	50	9	12	20	80		

TWA45 45°倒角銑刀 Chamfering cutters

P M K

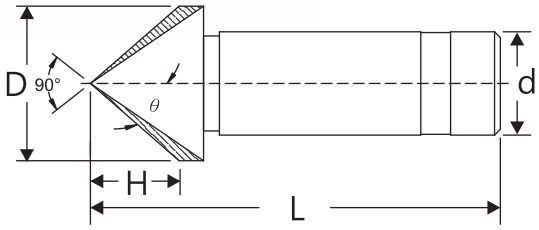

Ordering code	D	d	H	L	Flutes	Grade	θ
TWA45-20-P	20	16	10	90	2	P	45°
TWA45-20-K	20	16	10	90	2	K	
TWA45-25-P	25	16	12	90	2	P	
TWA45-25-K	25	16	12	90	2	K	
TWA45-30-P	30	20	15	100	2	P	
TWA45-30-K	30	20	15	100	2	K	
TWA45-35-P	35	20	17	100	2	P	
TWA45-35-K	35	20	17	100	2	K	
TWA45-40-P	40	25	20	100	2	P	
TWA45-40-K	40	25	20	100	2	K	
TWA45-50-P	50	32	25	110	4	P	
TWA45-50-K	50	32	25	110	4	K	
TWA45-50-K-6T	50	32	25	110	6	K	
TWA45-60-P	60	32	30	120	4	P	
TWA45-60-P-6T	60	32	30	120	6	P	
TWA45-60-K	60	32	30	120	4	K	
TWA45-60-K-6T	60	32	30	120	6	K	

泰精超硬刀具有限公司 TEL:886-2-29967563
TAI JENG MACHINERY TOOL CO., LTD

TWAB45 45°倒角銑刀 Chamfering cutters

P M K

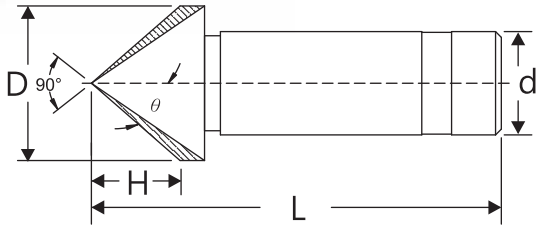

Ordering code	D	d	H	L	Flutes	Grade	θ
TWAB45-20	20	16	10	90	2	CU	45°
TWAB45-25	25	16	12	95	2		
TWAB45-30	30	20	15	100	2		
TWAB45-35	35	20	17	100	2		
TWAB45-40	40	25	20	100	2		
TWAB45-45	45	25	25	105	2		
TWAB45-50	50	32	25	110	4		
TWAB45-50-6T	50	32	25	110	6		
TWAB45-60	60	32	30	120	6		

TWAB60 30°倒角銑刀 Chamfering cutters

P M K

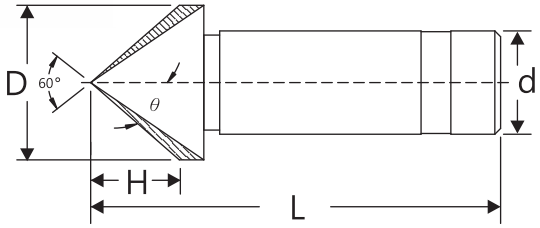

Ordering code	D	d	H	L	Flutes	Grade	θ
TWAB60-30	30	20	28	110	2	CU	30°
TWAB60-50	50	32	46	125	4		

TWA 角度銑刀

Chamfering cutters

K

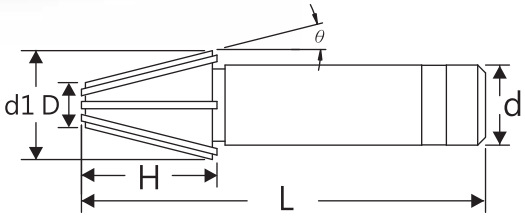

Ordering code	D	H	d1	d	L	Flutes	θ	Grade
TWA-03	20	60	26.3	20	160	4	3°	K
TWA-05	20	60	30.5	25	160	4	5°	
TWA-07	20	60	34.7	32	160	4	7°	
TWA-10	20	60	41.1	32	160	4	10°	
TWA-15	20	60	52.1	32	160	4	15°	

TWAD1 中心鑽

Center drill

P K

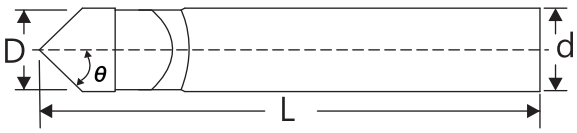

Ordering code	D	d	L	Flutes	θ
TWAD1-10	10	10	160	1	45°
TWAD1-12	12	12	180		
TWAD1-16	16	16	200		
TWAD1-20	20	20	240		
TWAD1-25	25	25	240		

泰精超硬刀具有限公司 TEL:886-2-29967563
TAI JENG MACHINERY TOOL CO., LTD

TWD60 60°鳩尾槽銑刀 Dove-tail milling cutters

P M K

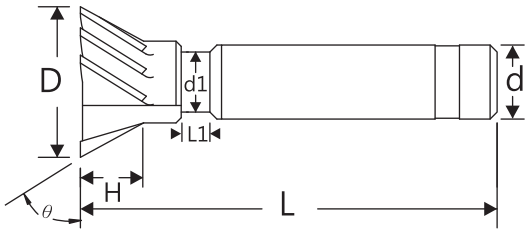

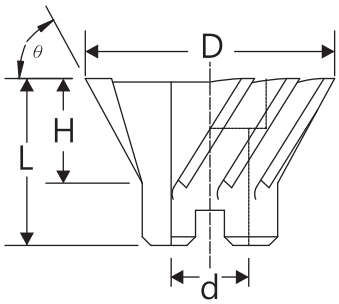

Ordering code	D	d	d1	H	L1	L	Flutes	Grade	θ
TWD60-020-P	20	12	9	8	10	90	4	P	60
TWD60-020-K	20	12	9	8	10	90	4	K	
TWD60-025-P	25	12	10	11	15	95	4	P	
TWD60-025-K	25	12	10	11	15	95	4	K	
TWD60-030-P	30	16	11	14	15	100	4	P	
TWD60-030-K	30	16	11	14	15	100	4	K	
TWD60-035-P	35	20	15	15	15	100	6	P	
TWD60-035-K	35	20	15	15	15	100	6	K	
TWD60-040-P	40	20	18	17	15	110	6	P	
TWD60-040-K	40	20	18	17	15	110	6	K	
TWD60-045-P	45	20	19	20	15	110	6	P	
TWD60-045-K	45	20	19	20	15	110	6	K	
TWD60-050-P	50	25	22	22	15	115	6	P	
TWD60-050-K	50	25	22	22	15	115	6	K	
TWD60-060-P	60	32	25	28	15	130	6	P	
TWD60-060-K	60	32	25	28	15	130	6	K	
TWD60-075-P	75	25.4	-	28	-	50	8	P	
TWD60-075-K	75	25.4	-	28	-	50	8	K	
TWD60-100-P	100	31.75	-	40	-	60	10	P	
TWD60-100-K	100	31.75	-	40	-	60	10	K	

TWDB60 60°鳩尾槽銑刀 Dove-tail milling cutters

P M K

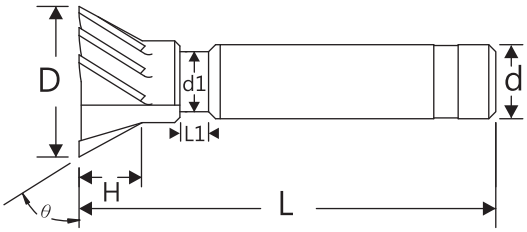

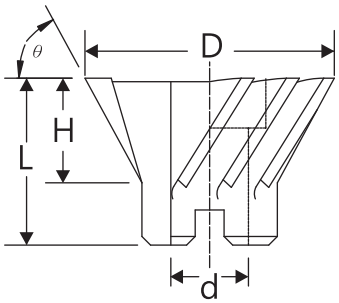

Ordering code	D	d	d1	H	L1	L	Flutes	Grade	θ
TWDB60-016	16	12	7	7	8	90	4	CU	60
TWDB60-020	20	12	9	8	10	90	4		
TWDB60-025	25	12	10	11	15	95	4		
TWDB60-030	30	16	11	14	15	100	4		
TWDB60-032	32	16	12	15	15	100	4		
TWDB60-035	35	20	15	15	15	100	6		
TWDB60-040	40	20	18	17	15	110	6		
TWDB60-045	45	20	19	20	15	110	6		
TWDB60-050	50	25	22	22	15	115	6		
TWDB60-060	60	32	25	28	15	130	6		
TWDB60-075	75	25.4	-	28	-	50	8		
TWDB60-100	100	31.75	-	40	-	60	10		

泰精超硬刀具有限公司 TEL:886-2-29967563
TAI JENG MACHINERY TOOL CO., LTD

TWDB45 45°鳩尾槽銑刀 Dove-tail milling cutters

P M K

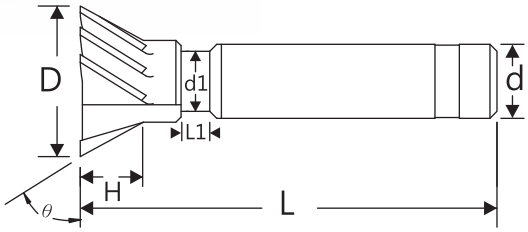

Ordering code	D	d	d1	H	L1	L	Flutes	Grade	θ
TWDB45-025	25	12	10	7.5	12	85	4	CU	45
TWDB45-030	30	16	11	8	12	100	4		
TWDB45-035	35	16	12	10	12	100	6		
TWDB45-040	40	16	13	12	12	100	6		
TWDB45-050	50	20	17	15	12	105	6		
TWDB45-060	60	25	21	18	12	110	6		

TWCR 外角R銑刀 Corner rounding cutters

P M K

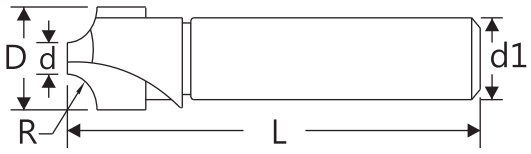

Ordering code	R	d	D	d1	L	Flutes
TWCR-02.0R	2.0	12	19	16	97	2
TWCR-02.5R	2.5	12	19	16	97	2
TWCR-03.0R	3.0	12	20	16	97	2
TWCR-03.5R	3.5	12	21	16	97	2
TWCR-04.0R	4.0	12	22	16	98	2
TWCR-04.5R	4.5	12	23	16	98	2
TWCR-05.0R	5.0	12	24	16	99	2
TWCR-05.5R	5.5	12	25	16	99	2
TWCR-06.0R	6.0	12	26	20	100	2
TWCR-06.5R	6.5	12	27	20	100	2

Ordering code	R	d	D	d1	L	Flutes
TWCR-07.0R	7.0	12	28	20	100	2
TWCR-07.5R	7.5	12	29	20	102	2
TWCR-08.0R	8.0	12	30	20	102	2
TWCR-10.0R	10	20	42	32	114	4
TWCR-12.5R	12.5	20	47	32	116	4
TWCR-15.0R	15	20	52	32	119	4
TWCR-16.0R	16	20	54	32	120	4
TWCR-20.0R	20	20	62	32	124	4
TWCR-25.0R	25	20	72	32	129	4

TWS 千鳥刃側銑刀

Staggered tooth side cutters

P M K



Ordering code	D	H	d	Flutes	Grade	Tooth
TWS-075-03	75	3	25.4	14	P / K	Parallel (直刃)
TWS-075-04	75	4	25.4	14	P / K	
TWS-075-05	75	5	25.4	14	P / K	
TWS-075-06	75	6	25.4	14	P / K	
TWS-075-07	75	7	25.4	14	P / K	
TWS-075-08	75	8	25.4	14	P / K	Staggered (千鳥刃)
TWS-075-09	75	9	25.4	14	P / K	
TWS-075-10	75	10	25.4	14	P / K	
TWS-075-11	75	11	25.4	14	P / K	
TWS-075-12	75	12	25.4	14	P / K	
TWS-075-15	75	15	25.4	14	P / K	
TWS-100-03	100	3	25.4	16	P / K	Parallel (直刃)
TWS-100-04	100	4	25.4	16	P / K	
TWS-100-05	100	5	25.4	16	P / K	
TWS-100-06	100	6	25.4	16	P / K	
TWS-100-07	100	7	25.4	16	P / K	
TWS-100-08	100	8	25.4	16	P / K	Staggered (千鳥刃)
TWS-100-09	100	9	25.4	16	P / K	
TWS-100-10	100	10	25.4	16	P / K	
TWS-100-11	100	11	25.4	16	P / K	
TWS-100-12	100	12	25.4	16	P / K	
TWS-100-15	100	15	25.4	16	P / K	
TWS-125-03	125	3	25.4	18	P / K	Parallel (直刃)
TWS-125-04	125	4	25.4	18	P / K	
TWS-125-05	125	5	25.4	18	P / K	
TWS-125-06	125	6	25.4	18	P / K	
TWS-125-07	125	7	25.4	18	P / K	

泰精超硬刀具有限公司 TEL:886-2-29967563
TAI JENG MACHINERY TOOL CO., LTD

TWS 千鳥刃側銑刀

Staggered tooth side cutters

P M K

Ordering code	D	H	d	Flutes	Grade	Tooth
TWS-125-08	125	8	25.4	18	P / K	Staggered (千鳥刃)
TWS-125-09	125	9	25.4	18	P / K	
TWS-125-10	125	10	25.4	18	P / K	
TWS-125-11	125	11	25.4	18	P / K	
TWS-125-12	125	12	25.4	18	P / K	
TWS-125-15	125	15	25.4	18	P / K	
TWS-150-03	150	3	25.4	20	P / K	Parallel (直刃)
TWS-150-04	150	4	25.4	20	P / K	
TWS-150-05	150	5	25.4	20	P / K	
TWS-150-06	150	6	25.4	20	P / K	
TWS-150-07	150	7	25.4	20	P / K	
TWS-150-08	150	8	25.4	20	P / K	Staggered (千鳥刃)
TWS-150-09	150	9	25.4	20	P / K	
TWS-150-10	150	10	25.4	20	P / K	
TWS-150-11	150	11	25.4	20	P / K	
TWS-150-12	150	12	25.4	20	P / K	
TWS-150-15	150	15	25.4	20	P / K	
TWS-175-04	175	4	25.4	20	P / K	Parallel (直刃)
TWS-175-05	175	5	25.4	20	P / K	
TWS-175-06	175	6	25.4	20	P / K	
TWS-175-07	175	7	25.4	20	P / K	
TWS-175-08	175	8	25.4	20	P / K	Staggered (千鳥刃)
TWS-175-09	175	9	25.4	20	P / K	
TWS-175-10	175	10	25.4	20	P / K	
TWS-175-11	175	11	25.4	20	P / K	
TWS-175-12	175	12	25.4	20	P / K	
TWS-175-15	175	15	25.4	20	P / K	
TWS-200-05	200	05	25.4	24	P / K	Parallel (直刃)
TWS-200-06	200	06	25.4	24	P / K	
TWS-200-08	200	08	25.4	24	P / K	Staggered (千鳥刃)
TWS-200-09	200	09	25.4	24	P / K	
TWS-200-10	200	10	25.4	24	P / K	
TWS-200-11	200	11	25.4	24	P / K	
TWS-200-12	200	12	25.4	24	P / K	
TWS-200-15	200	15	25.4	24	P / K	

TWSB 平刃側銑刀

Parallel tooth side cutters

P M K

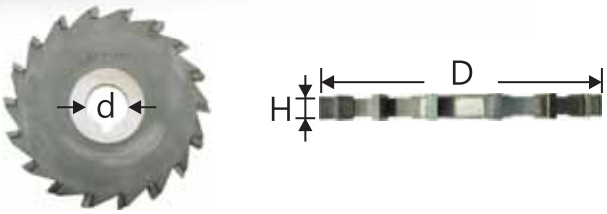

Ordering code	D	H	d	Flutes	Grade	Tooth
TWSB-075-03	75	3	25.4	14	CU	Parallel (直刃)
TWSB-075-04	75	4	25.4	14		
TWSB-075-05	75	5	25.4	14		
TWSB-075-06	75	6	25.4	14		
TWSB-075-07	75	7	25.4	14		
TWSB-075-08	75	8	25.4	14		
TWSB-075-09	75	9	25.4	14		
TWSB-075-10	75	10	25.4	14		
TWSB-075-11	75	11	25.4	14		
TWSB-075-12	75	12	25.4	14		
TWSB-100-03	100	3	25.4	16		
TWSB-100-04	100	4	25.4	16		
TWSB-100-05	100	5	25.4	16		
TWSB-100-06	100	6	25.4	16		
TWSB-100-07	100	7	25.4	16		
TWSB-100-08	100	8	25.4	16		
TWSB-100-09	100	9	25.4	16		
TWSB-100-10	100	10	25.4	16		
TWSB-100-11	100	11	25.4	16		
TWSB-100-12	100	12	25.4	16		
TWSB-125-03	125	3	25.4	18		
TWSB-125-04	125	4	25.4	18		
TWSB-125-05	125	5	25.4	18		
TWSB-125-06	125	6	25.4	18		
TWSB-125-07	125	7	25.4	18		

泰精超硬刀具有限公司 TEL:886-2-29967563
TAI JENG MACHINERY TOOL CO., LTD

TWSB 平刃側銑刀

Parallel tooth side cutters

P M K

Ordering code	D	H	d	Flutes	Grade	Tooth
TWSB-125-08	125	8	25.4	18	CU	Parallel (直刃)
TWSB-125-09	125	9	25.4	18		
TWSB-125-10	125	10	25.4	18		
TWSB-125-11	125	11	25.4	18		
TWSB-125-12	125	12	25.4	18		
TWSB-150-03	150	3	25.4	20		
TWSB-150-04	150	4	25.4	20		
TWSB-150-05	150	5	25.4	20		
TWSB-150-06	150	6	25.4	20		
TWSB-150-07	150	7	25.4	20		
TWSB-150-08	150	8	25.4	20		
TWSB-150-09	150	9	25.4	20		
TWSB-150-10	150	10	25.4	20		
TWSB-150-11	150	11	25.4	20		
TWSB-150-12	150	12	25.4	20		
TWSB-175-04	175	4	25.4	20		
TWSB-175-05	175	5	25.4	20		
TWSB-175-06	175	6	25.4	20		
TWSB-175-07	175	7	25.4	20		
TWSB-175-08	175	8	25.4	20		
TWSB-175-10	175	10	25.4	20		
TWSB-175-12	175	12	25.4	20		
TWSB-200-05	200	5	25.4	24		
TWSB-200-06	200	6	25.4	24		
TWSB-200-08	200	8	25.4	24		
TWSB-200-10	200	10	25.4	24		
TWSB-200-12	200	12	25.4	24		

TWSS 千鳥刃筒狀側銑刀 Staggered tooth side cutters

K

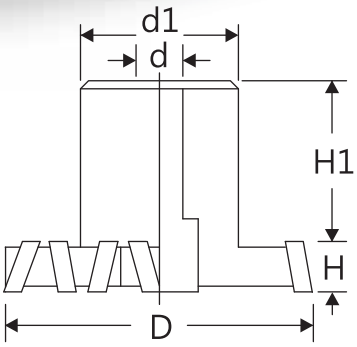

Ordering code	D	d	H	d1	H1	Flutes	Grade
TWSS-100	100	31.75	16	55	44	14	K
TWSS-125	125	31.75	18	60	42	16	
TWSS-150	150	31.75	20	70	40	18	

TWF 90° 平面銑刀 90° Face milling cutters

K

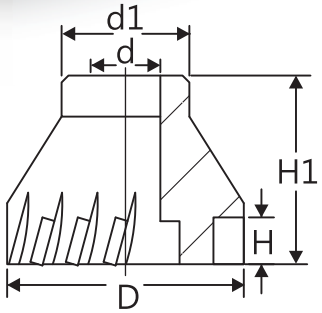

Ordering code	D	d	H	d1	H1	Flutes	Grade
TWF-075	75	25.4	15	46	55	8	K
TWF-100	100	31.75	15	60	55	10	
TWF-125	125	31.75	15	70	55	14	
TWF-150	150	50.8	15	80	55	16	

泰精超硬刀具有限公司 TEL:886-2-29967563
TAI JENG MACHINERY TOOL CO., LTD

TWESA 螺旋刃筒狀精修刀 Finishing shell end mills

K

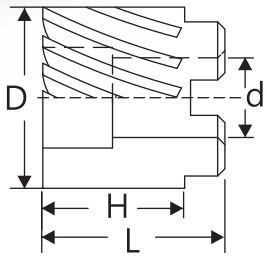

Ordering code	D	d	H	L	Blade thickness	Flutes
TWESA-600501.0-K-83	60	25.4	50	70	3.0-8.0	6
TWESA-600501.0-K-84	60	25.4	50	70	4.0-8.0	6
TWESA-600501.2-K-83	60	31.75	50	70	3.0-8.0	6
TWESA-600501.2-K-84	60	31.75	50	70	4.0-8.0	6
TWESA-600601.0-K-635	60	25.4	60	70	3.5-6.0	6
TWESA-600701.0-K-83	60	25.4	70	90	3.0-8.0	6
TWESA-600801.0-K-635	60	25.4	80	90	3.5-6.0	6

Ordering code	D	d	H	L	Blade thickness	Flutes
TWESA-750501.2-K-83	75	31.75	50	70	3.0-8.0	8
TWESA-750501.2-K-84	75	31.75	50	70	4.0-8.0	8
TWESA-750701.2-K-83	75	31.75	70	90	3.0-8.0	8
TWESA-750701.2-K-84	75	31.75	70	90	4.0-8.0	8
TWESA-751001.2-K-83	75	31.75	100	120	3.0-8.0	8
TWESA-751004.2K-84	75	31.75	100	120	4.0-8.0	8

TWER1 螺旋刃筒狀粗銑刀 Roughing shell end mills

K

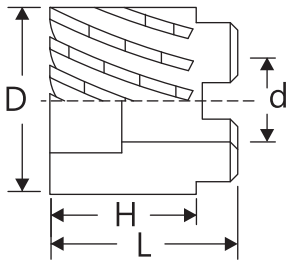

Ordering code	D	d	H	L	Blade thickness	Flutes
TWER1-600551.0-K-845	60	25.4	55	70	4.5-8.0	6
TWER1-600551.2-K-845	60	31.75	55	70	4.5-8.0	6
TWER1-600801.0-K-845	60	25.4	80	90	4.5-8.0	6
TWER1-600801.2-K-845	60	31.75	80	90	4.5-8.0	6
TWER1-750551.2-K-845	75	31.75	55	70	4.5-8.0	8
TWER1-750801.2-K-845	75	31.75	80	90	4.5-8.0	8
TWER1-751051.2-K-845	75	31.75	105	120	4.5-8.0	8
TWER1-751501.2-K-845	75	31.75	150	165	4.5-8.0	8

TWC 沉頭銑刀

Counter sinking cutters

P M K

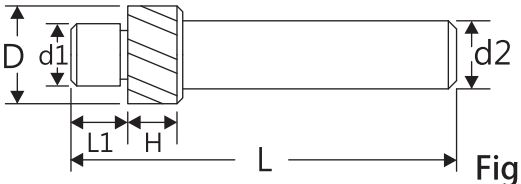

Fig.1

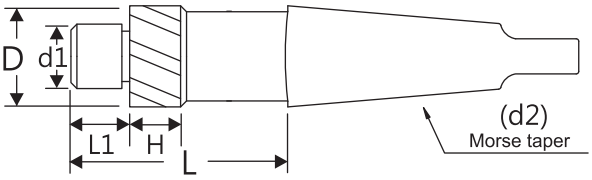

Fig.2

Ordering code	D	H	d1	L1	d2	L	Flutes	Fig.No.
TWC-08	13.4	17	8.2	12.5	12	75	4	1
TWC-10	16.9	17	10.3	12.5	12	75	4	1
TWC-12	18.9	21	12.4	12.5	12	80	4	1
TWC-16	21	15	15.9	15	MT3	110	4	2
TWC-20	26	15	19.9	15	MT3	110	4	2
TWC-25	31	15	24.9	15	MT3	110	4	2
TWC-30	36	15	29.9	15	MT4	110	4	2
TWC-35	41	15	34.9	15	MT4	110	6	2
TWC-40	46	15	39.9	15	MT4	110	6	2
TWC-45	51	15	44.9	15	MT4	110	6	2
TWC-50	56	15	49.9	15	MT4	110	6	2
TWC-55	61	15	54.9	15	MT4	110	8	2
TWC-60	66	15	59.9	15	MT4	110	8	2
TWCI-5/16”	14	12	8.2	14	12	70	4	1
TWCI-3/8”	15.2	12	9.8	14	12	75	4	1
TWCI-1/2”	20	20	13.2	14	12	85	4	1

泰精超硬刀具有限公司 TEL:886-2-29967563
TAI JENG MACHINERY TOOL CO., LTD

TWST 粗搪刀

Rough boring cutters

P M K

90°



Ordering code	D	H	L	Mose Taper	Flutes
TWST-15.7	15.7	11	150	MT3	4
TWST-19.7	19.7	11	200	MT3	4
TWST-24.7	24.7	11	200	MT3	4
TWST-29.7	29.7	11	230	MT4	4

TWDR 斜柄鑽頭

Taper shank drills

K



Ordering code	D	H	L	Mose Taper
TWDR-13.5	13.5	122	202	MT2
TWDR-14.0	14.0	125	205	MT2
TWDR-15.0	15.0	145	225	MT2
TWDR-15.5	15.5	148	228	MT2
TWDR-16.0	16.0	150	230	MT2
TWDR-17.0	17.0	155	235	MT2
TWDR-18.0	18.0	160	240	MT2
TWDR-19.0	19.0	165	245	MT2

Ordering code	D	H	L	Mose Taper
TWDR-20.0	20.0	170	250	MT2
TWDR-20.5	20.5	175	255	MT2
TWDR-21.0	21.0	175	255	MT2
TWDR-21.5	21.5	180	260	MT2
TWDR-22.0	22.0	180	260	MT2
TWDR-23.0	23.0	185	265	MT2
TWDR-24.0	24.0	185	285	MT3
TWDR-25.0	25.0	185	285	MT3
TWDR-25.5	25.5	185	285	MT3

SC 高硬度用不等分割不等導程 鎢鋼強力銑刀

End mill with unequal teeth spacing and variable leads to suppress chattering
For Carbon Steel , Alloy Steel , Hardened Steel

UMG Carbide | 4 Flutes | SC Coated | HRC 55°

不等分割
Unequal teeth spacing

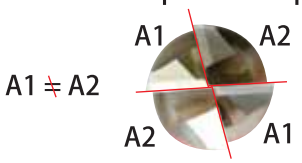



L1 ≠ L2 ≠ L3 ≠ L4 不等距導程
Variable leads



2.5D 40°/43°

D	H	d	L
3.0	7.5	4	50
4.0	10	4	50
5.0	12.5	6	50
6.0	15	6	50
8.0	20	8	60
10.0	25	10	75
12.0	30	12	75

3.0D 41°/43°

D	H	d	L
3.0	09	4	50
4.0	12	4	50
5.0	15	6	50
6.0	18	6	50
8.0	24	8	60
10.0	30	10	75
12.0	36	12	80

SG 不鏽鋼 , 鈦合金用不等分割不等導程 鎢鋼強力銑刀

End mill with unequal teeth spacing and variable leads to suppress chattering
For Stainless Steel , Titanium Alloy , Nickel Alloy

UMG Carbide | 4 Flutes | SG Coated

不等分割
Unequal teeth spacing

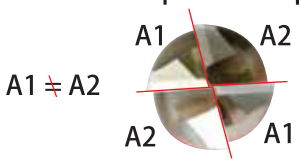



L1 ≠ L2 ≠ L3 ≠ L4 不等距導程
Variable leads

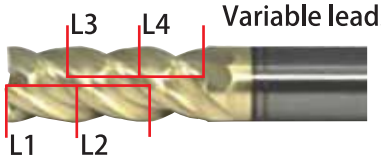

2.5D 43°/46°

D	H	d	L
3.0	7.5	4	50
4.0	10	4	50
5.0	12.5	6	50
6.0	15	6	50
8.0	20	8	60
10.0	25	10	75
12.0	30	12	75

3.0D 44°/46°

D	H	d	L
3.0	09	4	50
4.0	12	4	50
5.0	15	6	50
6.0	18	6	50
8.0	24	8	60
10.0	30	10	75
12.0	36	12	80

泰精超硬刀具有限公司 TEL:886-2-29967563
TAI JENG MACHINERY TOOL CO., LTD

TJF 極細鎢鋼銑刀- 2刃

Ultra Micro grain carbide end mills - 2 Flutes

UMG Carbide | 2 Flutes | NC240 Coated – HRC 50° | TP1000 Coated – HRC 50° | ASC320 Coated – HRC 62°



35°

D	H	d	L
0.3	0.6	4	53
0.4	0.8	4	53
0.5	1.5	4	53
0.6	1.5	4	53
0.7	2	4	53
0.8	2	4	53
0.9	2.5	4	53
1.0	3	4	53
1.0	3	6	53
1.5	4	4	53
1.5	4	6	53
2.0	5	4	53
2.0	5	6	53
2.5	8	4	53
2.5	8	6	53
3.0	10	3	53
3.0	10	4	53
3.0	10	6	53
3.5	10	6	53
4.0	11	4	53
4.0	11	6	53

D	H	d	L
4.5	11	6	53
5.0	13	6	53
5.5	16	6	53
6.0-S	16	6	53
6.0-M	20	6	80
6.0-L	20	6	107
6.5	16	8	64
7.0	20	8	64
7.5	19	8	64
8.0-S	20	8	64
8.0-M	25	8	80
8.0-L	25	8	107
8.5	19	10	80
9.0	25	10	80
9.5	22	10	80
10.0	25	10	80
10.0-L	40	10	107
11.0	30	12	80
12.0	30	12	80
12.0-L	40	12	107

TJF 極細鎢鋼銑刀- 4刃

Ultra Micro grain carbide end mills - 4 Flutes

UMG Carbide | 4 Flutes | NC240 Coated – HRC 50° | TP1000 Coated – HRC 50° | ASC320 Coated – HRC 62°



35°

D	H	d	L
3.0	10	3	53
3.0	10	4	53
3.0	10	6	53
4.0	11	4	53
4.0	11	6	53
5.0	13	6	53
6.0-S	16	6	53
6.0-M	20	6	80
6.0-L	20	6	107
6.0-H	25	6	64
8.0-S	20	8	64

D	H	d	L
8.0-M	25	8	80
8.0-L	25	8	107
8.0-H	35	8	80
10.0	25	10	80
10.0-L	40	10	107
10.0-H	45	10	107
12.0	30	12	80
12.0-L	40	12	107
12.0-H	55	12	107
16.0	32	16	80
16.0-L	40	16	107

泰精超硬刀具有限公司 TEL:886-2-29967563
TAI JENG MACHINERY TOOL CO., LTD

TJFR1 極細鎢鋼角R銑刀- 2/4刃

Ultra Micro grain carbide Corner Radius end mills - 2/4 Flutes

UMG Carbide | 2/4 Flutes | NC240 Coated – HRC 50° | TP1000 Coated – HRC 50° | ASC320 Coated – HRC 62°

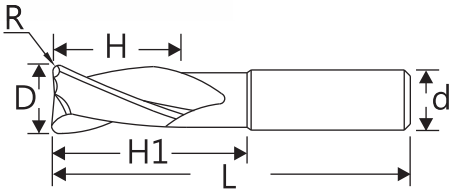

35°

D	R	H	H1	d	L	Flutes
1.0	0.2	2	6	4	53	2
1.5	0.2	3	6	4	53	2
2.0	0.2	4	6	4	53	4
3.0	0.2	6	-	4	53	4
3.0	0.5	6	-	4	53	4
4.0	0.2	8	-	4	53	4
4.0	0.5	8	-	4	53	4
6.0	0.2	12	-	6	53	4
6.0	0.2	12	24	6	80	4
6.0	0.5	12	-	6	53	4
6.0	0.5	12	24	6	80	4
6.0	1.0	12	-	6	53	4
6.0	1.0	12	24	6	80	4
8.0	0.2	16	-	8	64	4

D	R	H	H1	d	L	Flutes
8.0	0.2	16	30	8	107	4
8.0	0.5	16	-	8	64	4
8.0	0.5	16	30	8	107	4
8.0	1.0	16	-	8	64	4
8.0	1.0	16	30	8	107	4
10.0	0.5	20	30	10	80	4
10.0	0.5	20	35	10	107	4
10.0	1.0	20	30	10	80	4
10.0	1.0	20	35	10	107	4
12.0	0.5	25	32	12	80	4
12.0	0.5	25	36	12	107	4
12.0	1.0	25	32	12	80	4
12.0	1.0	25	36	12	107	4

TJF-R 極細鎢鋼球刀- 2刃

Ultra Micro grain carbide Ball nose - 2 Flutes

UMG Carbide | 2 Flutes | NC240 Coated – HRC 50° | TP1000 Coated – HRC 50° | ASC320 Coated – HRC 62°

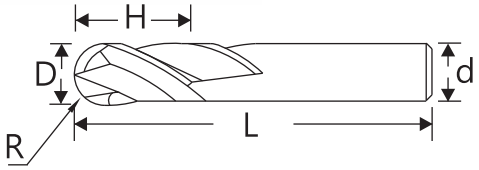

35°

R	D	H	d	L
0.2	0.4	0.8	4	53
0.25	0.5	1.0	4	53
0.3	0.6	1.2	4	53
0.4	0.8	1.6	4	53
0.5	1.0	2.5	4	53
0.6	1.2	2.4	4	53
0.75	1.5	4	4	53
0.8	1.6	4	4	53
1.0	2.0	4	4	53
1.0	2.0	4	6	53
1.25	2.5	6	4	53
1.25	2.5	6	6	53
1.5	3.0	6	3	53
1.5	3.0	6	4	53
1.5	3.0	6	6	53
1.5-L	3.0	6	6	80

R	D	H	d	L
1.75	3.5	8	6	53
2.0	4	8	4	53
2.0	4	8	6	53
2.0-L	4	8	6	53
2.5-S	5	12	6	53
2.5-M	5	12	6	80
3.0-S	6	12	6	53
3.0-M	6	12	6	80
3.0-L	6	12	6	107
4.0-S	8	16	8	64
4.0-M	8	16	8	107
5.0-S	10	20	10	80
5.0-M	10	20	10	107
6.0-S	12	24	12	80
6.0-M	12	24	12	107
8.0	16	32	16	107

泰精超硬刀具有限公司 TEL:886-2-29967563
TAI JENG MACHINERY TOOL CO., LTD

TJF11 極細鎢鋼深溝銑刀- 2刃

Ultra Micro grain carbide Square for rib - 2 Flutes

UMG Carbide | 2 Flutes | NC240 Coated – HRC 50° | TP1000 Coated – HRC 50° | ASC320 Coated – HRC 62°

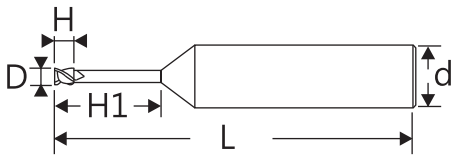

35°

D	H	H1	d	L
0.5	1	2	4	53
0.5	1	4	4	53
0.5	1	6	4	53
1	1.5	6	4	53
1	1.5	8	4	53
1	1.5	10	4	53
1	1.5	12	4	53
1.5	2.5	6	4	53
1.5	2.5	8	4	53
1.5	2.5	10	4	53
1.5	2.5	12	4	53
1.5	2.5	14	4	53
1.5	2.5	16	4	53
1.5	2.5	18	4	53
2.0	3	6	4	53

D	H	H1	d	L
2.0	3	8	4	53
2.0	3	10	4	53
2.0	3	12	4	53
2.0	3	14	4	53
2.0	3	16	4	53
2.0	3	18	4	53
2.5	4	8	4	53
2.5	4	12	4	53
2.5	4	16	4	53
3.0	4.5	8	4	53
3.0	4.5	10	4	53
3.0	4.5	12	4	53
3.0	4.5	16	4	53
3.0	4.5	18	4	53

TJF12 極細鎢鋼深溝銑刀- 2刃

Ultra Micro grain carbide Ball nose for rib - 2 Flutes

UMG Carbide | 2 Flutes | NC240 Coated – HRC 50° | TP1000 Coated – HRC 50° | ASC320 Coated – HRC 62°

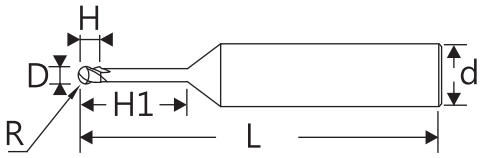

35°

R	D	H	H1	d	L
0.5	1	1.5	8	4	53
0.5	1	1.5	10	4	53
0.5	1	1.5	12	4	53
0.75	1.5	2.5	8	4	53
0.75	1.5	2.5	10	4	53
0.75	1.5	2.5	12	4	53
0.75	1.5	2.5	16	4	53
1.0	2	3	8	4	53
1.0	2	3	10	4	53
1.0	2	3	12	4	53

R	D	H	H1	d	L
1.0	2	3	16	4	53
1.0	2	3	20	4	53
1.25	2.5	4	8	4	53
1.25	2.5	4	10	4	53
1.25	2.5	4	12	4	53
1.25	2.5	4	16	4	53
1.5	3	4.5	8	4	53
1.5	3	4.5	10	4	53
1.5	3	4.5	12	4	53
1.5	3	4.5	16	4	53

泰精超硬刀具有限公司 TEL:886-2-29967563
TAI JENG MACHINERY TOOL CO., LTD

TJFA 極細鎢鋼鋁用銑刀- 2/3刃

Ultra Micro grain carbide Square for aluminum - 2/3 Flutes

UMG Carbide | 2/ 3 Flutes

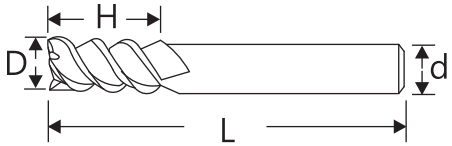

45°

D	H	d	L	Flutes
2.0	5	6	53	2
3.0	8	6	53	2
4.0	11	4	53	2
4.0	11	6	53	2
5.0	13	6	53	2
6.0	16	6	53	2

D	H	d	L	Flutes
6.0	16	6	53	3
8.0	19	8	64	3
10.0	25	10	80	3
12.0	30	12	80	3
16.0	32	16	80	3

TJFER 極細鎢鋼粗銑刀- 4刃

Ultra Micro grain carbide Rounghing Square - 4 Flutes

UMG Carbide | 2 Flutes | NC240 Coated | HRC 50°

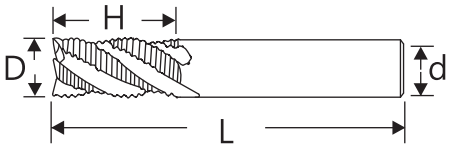

35°

D	H	d	L
06	15	6	53
07	20	8	64
08	20	8	64
09	25	10	80

D	H	d	L
10	25	10	80
11	30	12	80
12	30	12	80

TJFT 極細鎢鋼斜度銑刀- 2刃

Ultra Micro grain carbide Taper Square - 2 Flutes

UMG Carbide | 2 Flutes | NC240 Coated | HRC 50

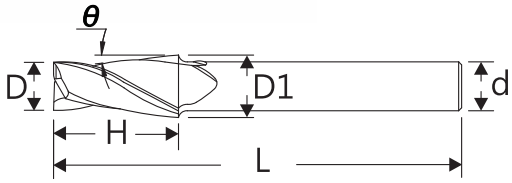

D	θ	H	D1	d	L
1	0.5	4	1.07	4	53
1	1.0	4	1.14	4	53
1	1.5	4	1.21	4	53
1	2.0	4	1.28	4	53
1	2.5	4	1.35	4	53
1	3.0	4	1.42	4	53
1	5.0	4	1.7	4	53
1	7.0	4	1.98	4	53
1	10.0	4	2.41	4	53

D	θ	H	D1	d	L
1.5	0.5	5	1.59	4	53
1.5	1.0	5	1.67	4	53
1.5	1.5	5	1.76	4	53
1.5	2.0	5	1.85	4	53
1.5	2.5	5	1.93	4	53
1.5	3.0	5	2.02	4	53
1.5	5.0	5	2.37	4	53
1.5	7.0	5	2.72	4	53
1.5	10.0	5	3.26	4	53

D	θ	H	D1	d	L
2	0.5	6	2.1	4	53
2	1.0	6	2.21	4	53
2	1.5	6	2.31	4	53
2	2.0	6	2.41	4	53
2	2.5	6	2.52	4	53
2	3.0	6	2.62	4	53
2	5.0	6	3.05	4	53
2	7.0	6	3.47	4	53
2	10.0	6	4	4	53

D	θ	H	D1	d	L
2.5	0.5	8	2.64	4	53
2.5	1.0	8	2.78	4	53
2.5	1.5	8	2.91	4	53
2.5	2.0	8	3.05	4	53
2.5	2.5	8	3.2	4	53
2.5	3.0	8	3.33	4	53
2.5	5.0	8	3.9	4	53
2.5	7.0	8	4.46	6	53
2.5	10.0	8	6	6	53

泰精超硬刀具有限公司 TEL:886-2-29967563
TAI JENG MACHINERY TOOL CO., LTD

TJFT 極細鎢鋼斜度銑刀- 2刃

Ultra Micro grain carbide Taper Square - 2 Flutes

UMG Carbide | 2 Flutes | NC240 Coated | HRC 50

D	θ	H	D1	d	L
3	0.5	10	3.17	6	53
3	1.0	10	3.35	6	53
3	1.5	10	3.52	6	53
3	2.0	10	3.69	6	53
3	2.5	10	3.87	6	53
3	3.0	10	4.05	6	53
3	5.0	10	4.75	6	53
3	7.0	12.4	6	6	53
3	10.0	10	6.53	8	64

D	θ	H	D1	d	L
4	0.5	15	4.26	6	53
4	1.0	15	4.52	6	53
4	1.5	15	4.79	6	53
4	2.0	15	5.04	6	53
4	2.5	15	5.31	6	53
4	3.0	15	5.57	6	53
4	5.0	15	6.62	8	64
4	7.0	16.3	8	8	64
4	10.0	17	10	10	80

D	θ	H	D1	d	L
5	0.5	20	5.34	6	53
5	1.0	20	5.7	6	53
5	1.5	20	6.04	6	53
5	2.0	20	6.39	8	64
5	2.5	20	6.74	8	64
5	3.0	20	7.1	8	64
5	5.0	20	8.5	10	80
5	7.0	20	9.91	10	80
5	10.0	20	12.05	12	80

D	θ	H	D1	d	L
6	0.5	20	6.35	8	64
6	1.0	20	6.7	8	64
6	1.5	20	7.05	8	64
6	2.0	20	7.4	8	64
6	2.5	20	7.75	8	64
6	3.0	20	8	8	64
6	5.0	20	10	10	80
6	7.0	20	10.91	12	80
6	10.0	20	13.05	12	80

D	θ	H	D1	d	L
8	0.5	25	8.44	10	80
8	1.0	25	8.87	10	80
8	1.5	25	9.31	10	80
8	2.0	25	9.74	10	80
8	2.5	25	10.18	12	80
8	3.0	25	10.62	12	80
8	5.0	25	12.37	12	90
8	7.0	25	14.14	12	90

D	θ	H	D1	d	L
10	0.5	35	10.61	12	107
10	1.0	35	11.22	12	107
10	1.5	35	11.83	12	107
10	2.0	35	12.44	12	107
10	2.5	35	13.06	12	107
10	3.0	35	13.67	12	107
10	5.0	35	16.12	16	107

TJFT-L 極細鎢鋼長刃斜度銑刀- 2刃

Ultra Micro grain carbide Taper Square - Long Flute

UMG Carbide | 2 Flutes | NC240 Coated | HRC 50

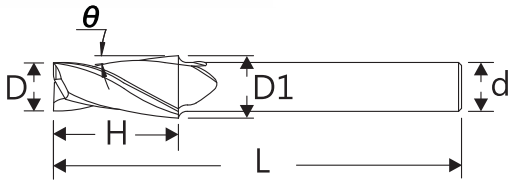

D	θ	H	D1	d	L
1	0.5	10	1.175	4	53
1	1.0	10	1.35	4	53
1	1.5	10	1.52	4	53
1	2.0	10	1.7	4	53
1	2.5	10	1.87	4	53
1	3.0	10	2.05	4	53

D	θ	H	D1	d	L
1.5	0.5	10	1.675	4	53
1.5	1.0	10	1.85	4	53
1.5	1.5	10	2.02	4	53
1.5	2.0	10	2.2	4	53
1.5	2.5	10	2.37	4	53
1.5	3.0	10	2.55	4	53

D	θ	H	D1	d	L
2	0.5	13	2.23	4	53
2	1.0	13	2.45	4	53
2	1.5	13	2.68	4	53
2	2.0	13	2.91	4	53
2	2.5	13	3.13	4	53
2	3.0	13	3.36	4	53

D	θ	H	D1	d	L
3	0.5	20	3.35	6	64
3	1.0	20	3.7	6	64
3	1.5	20	4.05	6	64
3	2.0	20	4.4	6	64
3	2.5	20	4.75	6	64
3	3.0	20	5.1	6	64

泰精超硬刀具有限公司 TEL:886-2-29967563
TAI JENG MACHINERY TOOL CO., LTD

TWCR 鎢鋼外R銑刀

Micro grain carbide Corner rounding cutters

UMG Carbide

2 Flutes

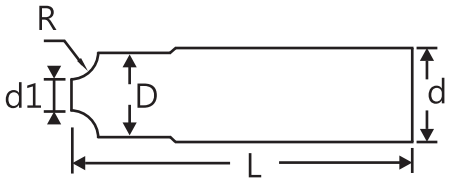

R	d1	D	d	L	Flutes
0.5	3	4.0	4	50	2
1.0	1.5	3.7	4	50	2
1.5	1.7	4.9	6	50	2
2.0	1.7	6.0	6	50	2
2.5	1.7	6.9	8	50	2
3.0	1.7	7.9	8	50	2

EM2 鎢鋼銑刀- 2刃

Micro grain carbide end mills - 2 Flutes

MG Carbide | 2 Flutes | ALTIN Coated | HRC 50°



35°

D	H	d	L
1.0	3	04	50
1.5	4	04	50
2.0	6	04	50
2.5	8	04	50
3.0	9	03	50
3.0	9	04	50
3.5	10	04	50
4.0	11	04	50
4.5	13	06	50
5.0	13	06	50
5.5	13	06	50
6.0	16	06	50

D	H	d	L
6.5	16	08	60
7.0	16	08	60
7.5	19	08	60
8.0	20	08	60
8.5	20	10	75
9.0	20	10	75
9.5	25	10	75
10.0	25	10	75
10.5	25	12	75
11.0	30	12	75
11.5	30	12	75
12.0	32	12	75

EML2 鎢鋼長刃銑刀- 2刃

Micro grain carbide end mills - Long Flute -2F

MG Carbide | 2 Flutes | ALTIN Coated | HRC 50°



35°

D	H	d	L
3.0	15	04	75
4.0	20	04	75
5.0	25	06	75
6.0	30	06	100
7.0	30	08	100

D	H	d	L
8.0	40	08	100
9.0	40	10	100
10.0	50	10	100
11.0	50	12	100
12.0	50	12	100

泰精超硬刀具有限公司 TEL:886-2-29967563
TAI JENG MACHINERY TOOL CO., LTD

EM4 鎢鋼銑刀- 4刃

Micro grain carbide end mills - 4 Flutes

MG Carbide | 4 Flutes | ALTIN Coated | HRC 50°



35°

D	H	d	L
1.0	3	04	50
1.5	4	04	50
2.0	6	04	50
2.5	8	04	50
3.0	9	03	50
3.0	9	04	50
3.5	10	04	50
4.0	11	04	50
4.5	13	06	50
5.0	13	06	50
5.5	13	06	50
6.0	16	06	50
6.0	18	06	50
6.5	16	08	60

D	H	d	L
7.0	16	08	60
7.5	19	08	60
8.0	20	08	60
8.0	24	08	60
8.5	20	10	75
9.0	20	10	75
9.5	25	10	75
10.0	30	10	75
10.5	30	12	75
11.0	30	12	75
11.5	30	12	75
12.0	32	12	75
12.0	36	12	75

EML4 鎢鋼長刃銑刀- 4刃

Micro grain carbide end mills - Long Flute -4F

MG Carbide | 4 Flutes | ALTIN Coated | HRC 50°

35°

D	H	d	L
3.0	15	04	75
4.0	20	04	75
5.0	25	06	75
6.0	30	06	100
7.0	30	08	100

D	H	d	L
8.0	40	08	100
9.0	40	10	100
10.0	50	10	100
11.0	50	12	100
12.0	50	12	100

MB2 鎢鋼球刀- 2刃

Micro grain carbide Ball nose - 2 Flutes

MG Carbide | 2 Flutes | ALTIN Coated | HRC 50°



30°

R	H	d	L
0.5	2.0	4	50
0.75	3.0	4	50
1.0	4.0	4	50
1.5	6.0	4	50
1.75	7.0	4	50
2.0	8.0	4	50
2.25	9.0	6	50
2.5	10.0	6	50

R	H	d	L
2.75	11.0	6	50
3.0	12.0	6	50
3.5	14.0	8	60
4.0	16.0	8	60
4.5	18.0	10	75
5.0	20.0	10	75
5.5	22.0	12	75
6.0	24.0	12	75

MB2L 鎢鋼長柄球刀- 2刃

Micro grain carbide Long shank Ball nose - 2 Flutes

MG Carbide | 2 Flutes | ALTIN Coated | HRC 50°



30°

R	H	d	L
0.5	2.0	4	75
0.75	3.0	4	75
1.0	4.0	4	75
1.5	6.0	4	75
2.0	8.0	4	75

R	H	d	L
2.5	10.0	6	75
3.0	12.0	6	100
4.0	16.0	8	100
5.0	20.0	10	100
6.0	24.0	12	100

泰精超硬刀具有限公司 TEL:886-2-29967563
TAI JENG MACHINERY TOOL CO., LTD

MR4 鎢鋼圓鼻刀-4刃

Micro grain carbide Corner Radius end mills - 4 Flutes

MG Carbide | 4 Flutes | ALTIN Coated – HRC 50°



35°

D	R	H	d	L
1.0	0.2	03	4	50
2.0	0.2	06	4	50
3.0	0.5	08	4	50
4.0	0.5	10	4	50
6.0	0.5	15	6	50
6.0	1.0	15	6	50

D	R	H	d	L
8.0	0.5	20	8	60
8.0	1.0	20	8	60
10.0	0.5	25	10	75
10.0	1.0	25	10	75
12.0	0.5	30	12	75
12.0	1.0	30	12	75

AS3 R溝鎢鋼強力鋁用銑刀

Square Type - Power Cutting 3 Flutes For Aluminum

MG Carbide | 3 Flutes



50°

D	H	d	L
2.0	06	04	50
2.5	7.5	04	50
3.0	09	04	50
4.0	12	04	50
5.0	15	06	50

D	H	d	L
6.0	18	06	50
8.0	24	08	60
10.0	30	10	75
12.0	36	12	75
16.0	45	16	100
20.0	50	20	100

* Long Flutes

D	H	d	L
6.0	25	6	75
8.0	32	8	75
10.0	45	10	100
12.0	50	12	100
16.0	80	16	150
20.0	80	20	150

AE3 鎢鋼鋁用銑刀

Square Type 3 Flutes For Aluminum

MG Carbide | 3 Flutes



45°

D	H	d	L
3.0	09	3	50
3.0	09	4	50
4.0	12	4	50
5.0	15	6	50
6.0	18	6	50
8.0	24	8	60
10.0	30	10	75
12.0	36	12	80

* Long Flutes

D	H	d	L
3.0	12	6	75
4.0	16	6	75
5.0	20	6	75
6.0	25	6	75
8.0	32	8	75
10.0	45	10	100
12.0	50	12	100

泰精超硬刀具有限公司 TEL:886-2-29967563
TAI JENG MACHINERY TOOL CO., LTD

AL3D 超精加工鏡面鋁用刀

Ultra finishing aluminum end mills

MG Carbide

2 Flutes



45°

*無橫向加工拉紋

D	H	d	L
3	9	6	50
4	12	6	50
5	15	6	50
6	18	6	50

D	H	d	L
8	24	8	60
10	30	10	75
12	36	12	75

AL5D 超精加工鏡面鋁用刀

Ultra finishing aluminum end mills - Long Flutes

MG Carbide

2 Flutes



45°

*無橫向加工拉紋

D	H	d	L
3	15	6	60
4	20	6	60
5	25	6	75
6	30	6	75

D	H	d	L
8	40	8	100
10	50	10	100
12	60	12	110

WP 鎢鋼NC定點鑽頭
Micro grain Carbide NC Spotting Drills

MG Carbide | 2 Flutes

60°



D	H	d	L	θ
3.0	10	3	50	60
4.0	12	4	50	
5.0	15	5	50	
6.0	20	6	60	
8.0	25	8	60	
10.0	25	10	75	
12.0	30	12	75	

90°



D	H	d	L	θ
3.0	10	3	50	90
4.0	12	4	50	
5.0	15	5	50	
6.0	20	6	60	
8.0	25	8	60	
10.0	25	10	75	
12.0	30	12	75	

120°



D	H	d	L	θ
3.0	10	3	50	120
4.0	12	4	50	
5.0	15	5	50	
6.0	20	6	60	
8.0	25	8	60	
10.0	25	10	75	
12.0	30	12	75	

90°

*Long Shank (長柄)

D	H	d	L	θ
3.0	10	3	75	90
4.0	12	4	75	
5.0	15	5	100	
6.0	20	6	100	
8.0	25	8	125	
10.0	25	10	150	
12.0	30	12	150	

泰精超硬刀具有限公司 TEL:886-2-29967563
TAI JENG MACHINERY TOOL CO., LTD

WP-A 鍍膜鎢鋼NC定點鑽頭

Micro grain Carbide NC Spotting Drills with coated

MG Carbide | 2 Flutes | ALTIN Coated | HRC 50°

60°



D	H	d	L	θ
3.0	10	3	50	60
4.0	12	4	50	
5.0	15	5	50	
6.0	20	6	60	
8.0	25	8	60	
10.0	25	10	75	
12.0	30	12	75	

90°



D	H	d	L	θ
3.0	10	3	50	90
4.0	12	4	50	
5.0	15	5	50	
6.0	20	6	60	
8.0	25	8	60	
10.0	25	10	75	
12.0	30	12	75	

120°



D	H	d	L	θ
3.0	10	3	50	120
4.0	12	4	50	
5.0	15	5	50	
6.0	20	6	60	
8.0	25	8	60	
10.0	25	10	75	
12.0	30	12	75	

90°

*Long Shank (長柄)

D	H	d	L	θ
3.0	10	3	75	90
4.0	12	4	75	
5.0	15	5	100	
6.0	20	6	100	
8.0	25	8	125	
10.0	25	10	150	
12.0	30	12	150	

CME Hss 標準刃立銑刀 Hss end mills - standard flutes

2 Flutes | 4 Flutes | HSS





D	H	d	L	Flutes
1.0	3	6	50	2
1.5	4.5	6	50	2
2.0	7	6	50	2
2.5	7	6	50	2
3.0	9	6	50	2 / 4
3.5	12	6	60	2 / 4
4.0	12	6	60	2 / 4
4.5	15	6	60	2 / 4
5.0	15	6	60	2 / 4
5.5	15	6	60	2 / 4
6.0	15	6	60	2 / 4
6.5	20	8	65	2 / 4
7.0	20	8	65	2 / 4
7.5	20	8	65	2 / 4
8.0	20	8	65	2 / 4
8.5	25	10	75	2 / 4
9.0	25	10	75	2 / 4
9.5	25	10	75	2 / 4
10.0	25	10	75	2 / 4
10.5	30	10	80	2 / 4
11.0	30	12	80	2 / 4
11.5	30	12	80	2 / 4
12.0	30	12	80	2 / 4
12.5	35	12	85	2 / 4
13.0	35	12/16	90	2 / 4
13.5	35	12	90	2 / 4
14.0	35	12/16	90	2 / 4
14.5	35	16	90	2 / 4
15.0	35	16	95	2 / 4

D	H	d	L	Flutes
15.5	35	16	95	2 / 4
16.0	40	16	95	2 / 4
16.5	40	16	100	2 / 4
17.0	40	16/20	105	2 / 4
17.5	40	16	105	2 / 4
18.0	40	16/20	105	2 / 4
18.5	40	16	105	2 / 4
19.0	45	20	110	2 / 4
19.5	45	20	110	2 / 4
20.0	45	20	110	2 / 4
20.5	45	20	110	2 / 4
21.0	45	20	110	2 / 4
21.5	45	20	110	2 / 4
22.0	45	20	110	2 / 4
22.5	45	20	110	2 / 4
23.0	50	25	120	2 / 4
23.5	45	25	110	2 / 4
24.0	50	25	120	2 / 4
24.5	50	25	120	2 / 4
25.0	50	25	120	2 / 4
26.0	50	25	120	2 / 4
27.0	55	25	125	2 / 4
28.0	55	25	125	2 / 4
29.0	55	25	125	2 / 4
30.0	55	25	125	2 / 4
31.0	60	32	145	2 / 4
32.0	60	32	145	2 / 4
33.0	60	32	145	2 / 4
34.0	60	32	145	2 / 4

D	H	d	L	Flutes
35.0	60	32	145	2 / 4
36.0	60	32	145	2 / 4
37.0	65	32	150	2 / 4
38.0	65	32	150	2 / 4
39.0	65	32	150	2 / 4
40.0	65	32	150	2 / 4
41.0	65	32	150	2 / 4
42.0	65	32	150	2 / 4
43.0	70	32	155	2 / 4
44.0	70	32	155	2 / 4
45.0	70	32/42	155	2 / 4
46.0	70	32	155	2 / 4
47.0	70	32	155	2 / 4
48.0	70	32	155	2 / 4
49.0	70	32	155	2 / 4
50.0	70	32	155	2 / 4
52.0	70	32	160	2 / 4
54.0	70	32	160	2 / 4
56.0	70	32	160	2 / 4
58.0	70	32	160	2 / 4
60.0	70	32	160	2 / 4

CMH Hss 長刃立銑刀 Hss end mills - long flutes

2 Flutes | 4 Flutes | HSS





D	H	d	L	Flutes
6	25	8	65	2 / 4
7	35	8	80	2 / 4
8	35	8	80	2 / 4
9	45	10	95	2 / 4
10	45	10	95	2 / 4
11	55	12	105	2 / 4
12	55	12	105	2 / 4
13	55	12	110	2 / 4
14	55	16	110	2 / 4
15	65	16	120	2 / 4
16	65	16	120	2 / 4

D	H	d	L	Flutes
18	65	20	130	2 / 4
20	75	20	140	2 / 4
22	75	20	140	2 / 4
24	90	25	160	2 / 4
25	90	25	160	2 / 4
26	90	25	160	2 / 4
28	90	25	160	2 / 4
30	90	25	160	2 / 4
32	105	32	190	2 / 4
35	105	32	190	2 / 4
40	125	32	210	2 / 4

CMEI Hss 立銑刀(英吋) Hss end mills - standard flutes (inch)

2 Flutes | HSS



D	H	d	L	Flutes
1/8	9	6	45	2
3/16	15	6	50	2
1/4	20	8	65	2
5/16	20	8	65	2
3/8	25	10	70	2
7/16	30	12	80	2
1/2	35	12	85	2

D	H	d	L	Flutes
9/16	40	16	95	2
5/8	40	16	95	2
11/16	40	20	105	2
3/4	45	20	110	2
7/8	45	20	110	2
1”	50	25	120	2

CMEATICN Hss 標準刃立銑刀覆TiCN

2 Flutes | 4 Flutes | HSS | TiCN

Hss end mills - standard flutes - TiCN coated





D	H	d	L	Flutes
1.0	3	6	50	2
1.5	4.5	6	50	2
2.0	7	6	50	2
2.5	7	6	50	2
3.0	9	6	50	2 / 4
3.5	12	6	60	2 / 4
4.0	12	6	60	2 / 4
4.5	15	6	60	2 / 4
5.0	15	6	60	2 / 4
5.5	15	6	60	2 / 4
6.0	15	6	60	2 / 4
6.5	20	8	65	2 / 4
7.0	20	8	65	2 / 4
7.5	20	8	65	2 / 4
8.0	20	8	65	2 / 4
8.5	25	10	75	2 / 4

D	H	d	L	Flutes
9.0	25	10	75	2 / 4
9.5	25	10	75	2 / 4
10.0	25	10	75	2 / 4
10.5	30	10	80	2 / 4
11.0	30	12	80	2 / 4
11.5	30	12	80	2 / 4
12.0	30	12	80	2 / 4
12.5	35	12	85	2 / 4
13.0	35	12/16	90	2 / 4
13.5	35	12	90	2 / 4
14.0	35	12/16	90	2 / 4
14.5	35	16	90	2 / 4
15.0	35	16	95	2 / 4
15.5	35	16	95	2 / 4
16.0	40	16	95	2 / 4
16.5	40	16	100	2 / 4

D	H	d	L	Flutes
17.0	40	16/20	105	2 / 4
17.5	40	16	105	2 / 4
18.0	40	16/20	105	2 / 4
18.5	40	16	105	2 / 4
19.0	45	20	110	2 / 4
19.5	45	20	110	2 / 4
20.0	45	20	110	2 / 4
20.5	45	20	110	2 / 4
21.0	45	20	110	2 / 4
21.5	45	20	110	2 / 4
22.0	45	20	110	2 / 4
22.5	45	20	110	2 / 4
23.0	50	25	120	2 / 4
23.5	45	25	110	2 / 4
24.0	50	25	120	2 / 4
24.5	50	25	120	2 / 4
25.0	50	25	120	2 / 4

CMHATICN Hss 長刃立銑刀覆TiCN

2 Flutes | 4 Flutes | HSS | TiCN

Hss end mills - long flutes - TiCN coated





D	H	d	L	Flutes
6	25	8	65	2 / 4
8	35	8	80	2 / 4
10	45	10	95	2 / 4
12	55	12	105	2 / 4
14	55	16	110	2 / 4
16	65	16	120	2 / 4
18	65	20	130	2 / 4
20	75	20	140	2 / 4
25	90	25	160	2 / 4

TWEATICN Hss 高速鋼標準刃立銑刀覆TiCN

2 Flutes | 4 Flutes | HSS | TiCN

Hss end mills - standard flutes - TiCN coated





D	H	d	L	Flutes
6.0	15	6	60	2 / 4
7.0	20	8	65	2 / 4
8.0	20	8	65	2 / 4
9.0	25	10	75	2 / 4
10.0	25	10	75	2 / 4
11.0	30	12	80	2 / 4
11.5	30	12	80	2 / 4
12.0	30	12	80	2 / 4
12.5	35	12	85	2 / 4
13.0	35	12	90	2 / 4
13.5	35	12	90	2 / 4
14.0	35	16	90	2 / 4

D	H	d	L	Flutes
14.5	40	16	90	2 / 4
15.0	40	16	95	2 / 4
15.5	40	16	95	2 / 4
16.0	40	16	95	2 / 4
16.5	40	16	100	2 / 4
17.0	40	16	105	2 / 4
17.5	40	16	105	2 / 4
18.0	40	20	105	2 / 4
18.5	40	16	105	2 / 4
19.0	45	20	110	2 / 4
19.5	45	20	110	2 / 4
20.0	45	20	110	2 / 4

D	H	d	L	Flutes
20.5	45	20	110	2 / 4
21.0	45	20	110	2 / 4
21.5	45	20	110	2 / 4
22.0	45	20	110	2 / 4
22.5	45	20	110	2 / 4
23.0	50	25	120	2 / 4
23.5	45	25	110	2 / 4
24.0	50	25	120	2 / 4
24.5	50	25	120	2 / 4
25.0	50	25	120	2 / 4

TWEATICN Hss 高速鋼長刃立銑刀覆TiCN

4 Flutes | HSS | TiCN

Hss end mills - long flutes - TiCN coated



D	H	d	L	Flutes
16	65	16	120	4
20	75	20	140	4
25	90	25	160	4
30	90	25	160	4

CML Hss 短刃長柄刃立銑刀

2 Flutes | 4 Flutes | HSS

Hss end mills - long shank





D	H	d	L	Flutes
16	45	16	150	2 / 4
16	45	16	180	2 / 4
18	45	16	150	2 / 4
18	45	16	180	2 / 4
20	45	20	150	2 / 4
20	45	20	180	2 / 4
22	50	20	150	2
22	50	20	180	2 / 4
25	50	25	180	4
25	50	25	200	4
25	50	25	260	4
30	60	25	200	4

D	H	d	L	Flutes
30	60	25	260	4
30	60	25	300	4
35	60	32	250	4
35	60	32	300	4
35	60	32	350	4
40	60	32	250	4
40	60	32	300	4
40	80	32	350	4
50	80	32	350	4
50	80	42	420	4
50	100	42	420	4
50	100	42	480	4

CMH4L Hss 超長刃立銑刀

4 Flutes | 6 Flutes | HSS

Hss end mills - extra flutes



D	H	d	L	Flutes
16	100	16	180	4
20	80	20	180	4
20	120	20	220	4
25	100	25	200	4
25	150	25	250	4
30	120	25	220	4

D	H	d	L	Flutes
30	160	25	250	4
32	120	32	220	4
35	150	32	250	4
35	200	32	300	4
40	150	32	250	4
40	200	32	300	4

D	H	d	L	Flutes
40	200	42	300	4
40	250	42	350	4
50	150	42	250	4
50	200	42	300	4
50	250	42	350	6

CMER / CMERTICN Hss 標準刃粗齒粗銑刀 / 覆TiCN

4 Flutes | 5 Flutes | 6 Flutes | HSS | TiCN

Roughing Hss end mills - standard flutes - TiCN coated





● 提供TiCN選擇　Provides coated TiCN options

	D	H	d	L	Flutes
●	6	15	6	60	4
●	7	20	8	65	4
●	8	20	8	70	4
●	9	25	10	75	4
●	10	25	10	80	4
●	11	30	12	80	4
●	12	30	12	80	4
●	13	35	12	80	4
●	14	35	16	90	4
●	15	35	16	90	4
●	16	40	16	95	4
●	17	40	20	105	4
●	18	40	20	105	4
●	19	40	20	105	4
●	20	45	20	110	4
●	21	45	20	110	4
●	22	45	20	110	4

	D	H	d	L	Flutes
●	23	50	25	120	4
●	24	50	25	120	4
●	25	50	25	120	4 / 5
●	26	50	25	120	4
●	27	55	25	125	4
●	28	55	25	125	4
●	29	55	25	125	4
●	30	55	25	125	4 / 6
●	31	55	32	125	4
●	32	60	32	145	6
●	35	60	32	145	6
●	36	60	32	145	6
●	38	65	32	150	6
●	40	65	32	150	6
	45	65	32	155	6
	50	65	32	160	6

CMERH / CMERHTICN Hss 長刃粗齒粗銑刀 / 覆TiCN

4 Flutes | 6 Flutes | HSS | TiCN

Roughing Hss end mills - long flutes - TiCN coated



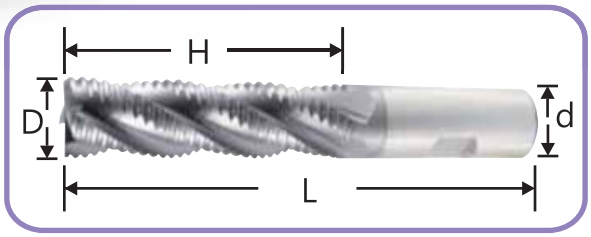

● 提供TiCN選擇　Provides coated TiCN options

	D	H	d	L	Flutes
●	8	40	8	80	4
●	10	45	10	95	4
●	12	55	12	105	4
●	14	55	16	110	4
●	16	65	16	120	4
●	18	65	20	130	4
●	20	75	20	140	4
●	22	75	20	140	4
●	25	90	25	160	4
●	28	90	25	160	4
●	30	90	25/32	165	6
●	30	105	32	190	6
●	32	105	32	190	6

	D	H	d	L	Flutes
●	35	105	32	190	6
●	40	125	32	210	6
	50	100	42	250	6
	50	100	42	300	6
	50	100	42	350	6
	50	100	42	400	6
	50	125	42	200	6
	50	150	42	250	6
	50	200	42	300	6
	50	250	42	350	6
	50	300	42	400	6

CMERL Hss 長柄粗齒粗銑刀

4 Flutes | HSS

Roughing Hss end mills - long shank



D	H	d	L	Flutes
22	50	20	160	4
25	65	25	160	4

D	H	d	L	Flutes
28	65	25	160	4
35	70	32	200	4

FER4V

4 Flutes | Hss co8% | V

高鈷細齒粗銑刀 (V-Coating)

Fine pitch roughing Hss-co8% end mills -standard flutes - V coated



New

D	H	d	L	Flutes
6	15	6	60	4
7	20	8	65	4
8	20	8	65	4
9	25	10	75	4
10	25	10	75	4
11	30	12	80	4
12	30	12	80	4
13	30	12	80	4

D	H	d	L	Flutes
14	35	16	90	4
15	35	16	90	4
16	40	16	90	4
17	40	16	95	4
18	40	16	105	4
19	45	20	110	4
20	45	20	110	4

- The FER4V is made from Hss-co8 and Use of V coating greatly improves the machining performance ; Can carries out high efficiency of roughing of steel, stainless steel and non metallic materials.
- FER4V是Hss-co8製成,加上V塗層能大幅提升加工性能 ; 對鋼、不銹鋼和非金屬材料進行高效率的粗加工。

COER4TICN Hss 標準刃含鈷細齒粗銑刀覆TiCN

4 Flutes | Hss co8% | TiCN

Fine pitch roughing Hss-co end mills
- standard flutes - TiCN coated



D	H	d	L	Flutes
6	15	6	60	4
7	20	8	65	4
8	20	8	70	4
9	25	10	75	4
10	25	10	80	4
11	30	12	80	4
12	30	12	80	4
13	35	12	80	4

D	H	d	L	Flutes
14	35	16	90	4
15	35	16	90	4
16	40	16	95	4
17	40	16	105	4
18	40	20	105	4
19	40	20	105	4
20	45	20	110	4

CMER4TICN Hss 標準刃細齒粗銑刀覆TiCN

4 Flutes | 6 Flutes | HSS | TiCN

Fine pitch roughing Hss end mills
- standard flutes - TiCN coated



D	H	d	L	Flutes
6	15	6	60	4
7	20	8	65	4
8	20	8	70	4
9	25	10	75	4
10	25	10	80	4
11	30	12	80	4
12	30	12	80	4
13	35	12	80	4

D	H	d	L	Flutes
14	35	16	90	4
15	35	16	90	4
16	40	16	95	4
17	40	16	105	4
18	40	16	105	4
19	40	20	105	4
20	45	20	110	4
21	45	20	110	4

D	H	d	L	Flutes
22	45	20	110	4
23	50	25	120	4
24	50	25	120	4
25	50	25	120	4
26	50	25	120	4
27	55	25	125	4
28	55	25	125	4
30	55	25	125	4
32	60	32	145	6

CMER4HTICN Hss 長刃細齒粗銑刀覆TiCN

4 Flutes | HSS | TiCN

Fine pitch roughing Hss end mills
- long flutes - TiCN coated



D	H	d	L	Flutes
12	55	12	105	4
16	65	16	120	4

D	H	d	L	Flutes
20	75	20	140	4
25	90	25	160	4

CMER4LTICN Hss 長柄細齒粗銑刀覆TiCN

4 Flutes | 6 Flutes | HSS | TiCN

Fine pitch roughing Hss end mills
- long shank - TiCN coated



D	H	d	L	Flutes
28	55	25	160	4
28	55	25	220	4
28	55	25	260	4
28	55	25	320	4

D	H	d	L	Flutes
35	60	32	210	6
35	60	32	260	6
35	60	32	310	6
35	60	32	360	6

CMT Hss 斜度銑刀

Taper Hss end mills

2 Flutes | 4 Flutes | HSS



D	θ	H	d	L	Flutes
3	0.5	10	6	45	2
3	1.0	10	6	45	2
3	1.5	10	6	45	2
3	2.0	10	6	45	2
3	2.5	10	6	45	2
3	3.0	10	6	45	2
3	4.0	10	6	45	2

D	θ	H	d	L	Flutes
4	0.5	15	6	50	2
4	1.0	15	6	50	2
4	1.5	15	6	50	2
4	2.0	15	6	50	2
4	2.5	15	6	50	2
4	3.0	15	6	50	2
4	4.0	15	6	50	2

D	θ	H	d	L	Flutes
5	0.5	20	6	55	2
5	1.0	20	6	55	2
5	1.5	20	6	55	2
5	2.0	20	6	55	2
5	2.5	20	6	55	2
5	3.0	20	6	55	2
5	4.0	20	6	55	2

D	θ	H	d	L	Flutes
6	0.5	20	6	55	2
6	1.0	20	6	55	2
6	1.5	20	6	55	2
6	2.0	20	6	55	2
6	2.5	20	6	60	2
6	3.0	20	8	60	2
6	4.0	20	8	60	2
6	5.0	20	8	80	2

D	θ	H	d	L	Flutes
8	0.5	25	8	65	2
8	1.0	25	8	65	2
8	1.5	25	8	65	2
8	2.0	25	8	65	2
8	2.5	25	8	70	2
8	3.0	25	10	70	2
8	4.0	25	10	70	2
8	5.0	25	12	90	2

D	θ	H	d	L	Flutes
10	0.5	35	10	85	2
10	1.0	35	10	85	2
10	1.5	35	10	85	2
10	2.0	35	10	90	2
10	2.5	35	10	90	2
10	3.0	35	12	90	2
10	4.0	35	12	90	2
10	5.0	35	16	115	2

D	θ	H	d	L	Flutes
12	0.5	55	12	110	4
12	1.0	55	12	110	4
12	1.5	55	12	110	4
12	2.0	55	12	110	4
12	2.5	55	16	110	4
12	3.0	55	16	110	4
12	4.0	55	16	110	4
12	5.0	55	20	155	4
12	7.0	55	20	155	4
12	10.0	55	25	155	4

D	θ	H	d	L	Flutes
16	0.5	65	16	130	4
16	1.0	65	16	130	4
16	1.5	65	16	130	4
16	2.0	65	20	130	4
16	2.5	65	20	130	4
16	3.0	65	20	130	4
16	5.0	65	25	165	4
16	7.0	65	32	165	4
16	10.0	65	32	165	4

CMTL Hss 長刃斜度銑刀 Taper Hss end mills - long flutes

4 Flutes | HSS



D	θ	H	d	L	Flutes
10	0.5	60	10	120	4
10	1.0	60	12	120	4
10	1.5	60	12	120	4
10	2.0	60	12	150	4
10	2.5	60	16	160	4
10	3.0	60	16	160	4

D	θ	H	d	L	Flutes
16	0.5	100	16	170	4
16	1.0	100	16	170	4
16	1.5	100	20	170	4
16	2.0	100	20	170	4
16	2.5	100	20	170	4
16	3.0	100	25	170	4

D	θ	H	d	L	Flutes
12	0.5	80	12	150	4
12	1.0	80	12	150	4
12	1.5	80	16	160	4
12	2.0	80	16	180	4
12	2.5	80	20	180	4
12	3.0	80	20	180	4

D	θ	H	d	L	Flutes
20	0.5	100	20	180	4
20	1.0	100	25	190	4
20	1.5	100	25	190	4
20	2.0	100	25	220	4
20	2.5	100	32	225	4
20	3.0	100	32	225	4

CMRR Hss 球型粗齒銑刀 Roughing ball Hss end mills

4 Flutes | HSS



R	D	H	d	L
5	10	30	10	80
6	12	30	12	105
8	16	40	16	120

R	D	H	d	L
10	20	40	20	160
12.5	25	45	25	160
15	30	50	25	170

CMR Hss 標準刃球型銑刀

Ball nose Hss end mills
- standard flutes

2 Flutes | HSS



R	D	H	d	L
1	2	4	6	60
1.25	2.5	5	6	60
1.5	3.0	6	6	60
1.75	3.5	7	6	60
2	4.0	8	6	70
2.5	5.0	10	6	80
3	6.0	12	6	90
3.5	7.0	14	6	100
4	8.0	14	8	100
4.5	9.0	18	8	100
5	10.0	18	10	100

R	D	H	d	L
5.5	11	22	10	110
6	12	22	12	110
6.5	13	26	12	130
7	14	26	12	130
7.5	15	30	12	140
8	16	30	16	140
9	18	40	20	160
10	20	40	20	160
12.5	25	40	25	180
15	30	40	25	180

CMRL Hss 長柄球型銑刀

Ball nose Hss end mills
- long shank

2 Flutes | 4 Flutes | HSS



R	D	H	d	L	Flutes
8	16	30	16	200	2
8	16	30	16	200	4
10	20	40	20	200	2
10	20	40	20	250	2

CMRSL Hss 長斜柄球型銑刀

Ball nose Hss end mills
- long shank

2 Flutes | 4 Flutes | HSS



R	D	H	d	L	Flutes
1.5	3	10	8	80	2
2	4	12	8	80	2
2.5	5	15	12	120	2
3	6	15	12	120	2
4	8	16	12	150	2
5	10	20	16	160	2 / 4

R	D	H	d	L	Flutes
6	12	25	16	180	2 / 4
8	16	30	20	220	2 / 4
10	20	38	25	250	2 / 4
12.5	25	50	32	300	4
15	30	55	32	300	2 / 4

CMRSLL Hss 超長斜柄球型銑刀

Ball nose Hss end mills
- extra long shank

2 Flutes | 4 Flutes | HSS

R	D	H	d	L	Flutes
2	4	8	8	130	2
3	6	12	10	150	2
4	8	14	12	180	2
5	10	18	16	200	2

R	D	H	d	L	Flutes
6	12	22	20	250	2 / 4
8	16	30	25	300	2 / 4
10	20	38	25	300	2 / 4
12.5	25	50	32	300	2 / 4

CMCR Hss 外角R銑刀 / 覆TiCN

Corner rounding Hss end mills - TiCN coated

2 Flutes | 4 Flutes | HSS | TiCN





● 提供TiCN選擇 Provides coated TiCN options

R	d1	D	d	L	Flutes
0.5	4	6	6	60	2
1.0	4	6	6	60	2
1.5	4	8	8	60	2
2.0	6	10	10	60	2
2.5	4	10	10	60	2
3.0	6	12	12	65	2
4.0	6	14	12	60	2

R	d1	D	d	L	Flutes
5.0	6	16	16	60	2
6.0	8	21	16	65	4
8.0	9	24	25	75	4
10.0	10	28	25	82	2 / 4
12.5	12	36	32	85	4
15.0	16	48	32	110	4
20.0	12	53	32	120	4

CMCK Hss 插梢沉頭銑刀

Push pin counterbore Hss end mills

4 Flutes | HSS



Size	d1	D	H	d	L
M3	3	6	7	6	37
M4	4	8	10	6	44
M5	5	9	13	6	51
M6	6	10	15	8	58

Size	d1	D	H	d	L
M8	8	13	16	8	67
M10	10	15	16	10	74
M12	12	17	20	10	83

CMC Hss 直柄六角沉頭銑刀

Counterbore Hss end mills with straight shank - TiCN coated

4 Flutes | HSS | TiCN





● 提供TiCN選擇　Provides coated TiCN options

Size	d1	D	H	d	L
M3	3.2	5.9	7	6	37
M4	4.2	7.4	10	6	44
M5	5.2	8.9	13	8	51
M6	6.2	10.4	15	10	58
M8	8.2	13.4	16	12	67
M10	10.3	16.8	16	12	74
M12	12.4	18.8	20	12	83
M14	14.4	24	20	12	90
M16(5/8”)	16.5	26	22	12	93

Size	d1	D	H	d	L
1/4”	6.55	11	14	10	58
5/16”	8.25	14	16	12	67
3/8”	9.8	15	16	12	73
1/2”	13.2	20	20	12	83
3/4”	20	29	26	12	103

CMCT Hss 錐柄六角沉頭銑刀

Counterbore Hss end mills with taper shank - TiCN coated

4 Flutes | HSS | TiCN



Size	d1	D	H	d	L
M10	10.5	17.5	17	MT1	101.5
M12	12.4	20	20	MT1	106.5
M14	14.4	23	20	MT1	110.5
M16	16.5	26	22	MT2	130.5
M18	18.5	29	24	MT2	134.5

Size	d1	D	H	d	L
M20	21	32	26	MT2	138.5
M22	23	35	27	MT2	142.5
M24	25	39	31	MT3	170
M30	31.5	48	37	MT3	182

COA1 Hss-co 單刃90°倒角刀 / 覆TiN

Single flute Hss-co 90° chamfering cutters - TiN coated

1 Flutes | Hss co5% | TiN





- 提供TiN選擇 Provides coated TiN options

D	Chamfering range	d	L
10	1 – 10	10	60
12	1 – 12	10	55
16	2 – 16	10	58
20	2 – 20	10	73

D	Chamfering range	d	L
25	2 – 25	10	80
30	3 – 30	12	82
40	3 – 40	12	92

COA3 Hss-co 三刃90°倒角刀 / 覆TiN

3 flutes Hss-co 90° chamfering cutters - TiN coated

3 Flutes | Hss co5% | TiN





- 提供TiN選擇 Provides coated TiN options

D	Chamfering range	d	L
12.4	2.8-12.4	8	56
16.5	3.2-16.5	10	60

D	Chamfering range	d	L
20.5	3.5-20.5	10	63
31	4.0-31	12	71

CMA1 Hss 單刃90°倒角刀 / 覆TiCN

Single flute Hss 90° chamfering cutters - TiCN coated

1 Flutes | HSS | TiCN



- 提供TiCN選擇 Provides coated TiCN options

D	Chamfering range	d	L
10	1 – 10	10	60
12	1 – 12	10	55
16	2 – 16	10	58
20	2 – 20	10	73

D	Chamfering range	d	L
25	2 – 25	10	80
30	3 – 30	12	82
40	3 – 40	12	92
50	3 – 50	12	100

CMA3 Hss 3刃90°倒角刀 / 覆TiCN

3 flute Hss 90° chamfering cutters - TiCN coated

3 Flutes | HSS | TiCN





- 提供TiCN選擇 Provides coated TiCN options

D	Chamfering range	d	L
12.4	2.8-12.4	8	56
16.5	3.2-16.5	10	60
20.5	3.5-20.5	10	63

D	Chamfering range	d	L
25	3.8-25.0	10/12	67
31	4.0-31.0	12	71
40	10-40.0	12	85





- 提供TiCN選擇 Provides coated TiCN options

D	Chamfering range	MT	L
37	4.8-37.0	2	118
40	10-40.0	2	140

D	Chamfering range	MT	L
50	14-50.0	3	150
63	16-63.0	4	180
80	25-80.0	4	190

CMS Hss 側銑刀

Hss side milling cutters

HSS





直刃 Parallel tooth

D	H	d	Tooth
075	3/4/5/6/7	25.4	22T
100	3/4/5/6/7	25.4	26T
125	3/4/5/6/7	25.4	28T
150	3/4/5/6/7	25.4	32T

千鳥刃 Staggered tooth

D	H	d	Tooth
075	8/9/10/12	25.4	16T
100	8/9/10/12	25.4	18T
125	8/9/10/12	25.4	20T
150	8/9/10/12	25.4	22T

CMM Hss 鋼圓鋸片

Hss metal slitting saw

HSS



D	H	d	Tooth
075	1.0	25.4	48T
075	1.2/1.5/2.0	25.4	40T
075	2.5/3.0	25.4	40T
075	3.5/4.0	25.4	36T

D	H	d	Tooth
100	1.0/1.2	25.4	56T
100	1.5/2.0	25.4	56T
100	2.5/3.0	25.4	44T

D	H	d	Tooth
125	1.0/1.5	25.4	68T
125	2.0/2.5/3.0	25.4	56T

D	H	d	Tooth
150	1.0/1.5	25.4	68T
150	2.0/2.5	25.4	68T
150	3.0	25.4	56T



Vernier caliper

Ranger	Ranger
0-150mm / 6”	0-600mm / 24”
0-200mm / 8”	0-1000mm / 40”
0-300mm / 12”	-



Dial caliper

Ranger	Dial indicator graduation
0-150mm / 6”	0.02
0-200mm / 8”	0.02
0-300mm / 12”	0.02

Dial indicator

Ordering code	Ranger
RAW	0-10mm”

Mist coollant system

Ordering code
YV-RM-L

Dial height gage

Ordering code	Ranger
RH-300	0-300mm”



Carbide scriber

Ordering code
RH-01



Carbide scriber - long shank

Ordering code
RH-02

Ordering code	Ranger	Ordering code	Ranger
CMD-M-025	0-25	CMD-M-175	150-175
CMD-M-050	25-50	CMD-M-200	175-200
CMD-M-075	50-75	CMD-M-225	200-225
CMD-M-100	75-100	CMD-M-250	225-250
CMD-M-125	100-125	CMD-M-275	250-275
CMD-M-150	125-150	CMD-M-300	275-300



Ordering code	Ranger
CMD-I-30	5-30
CMD-I-50	30-50

Ordering code	Ranger	Ordering code	Ranger
CMD-S-125	100-125	CMD-S-225	200-225
CMD-S-150	125-150	CMD-S-250	225-250
CMD-S-175	150-175	CMD-S-275	250-275
CMD-S-200	175-200	CMD-S-300	275-300

Ordering code	Ranger
CMD-F-075	50-75
CMD-F-100	50-100
CMD-F-175	50-175
CMD-F-250	50-250
CMD-F-600	50-600

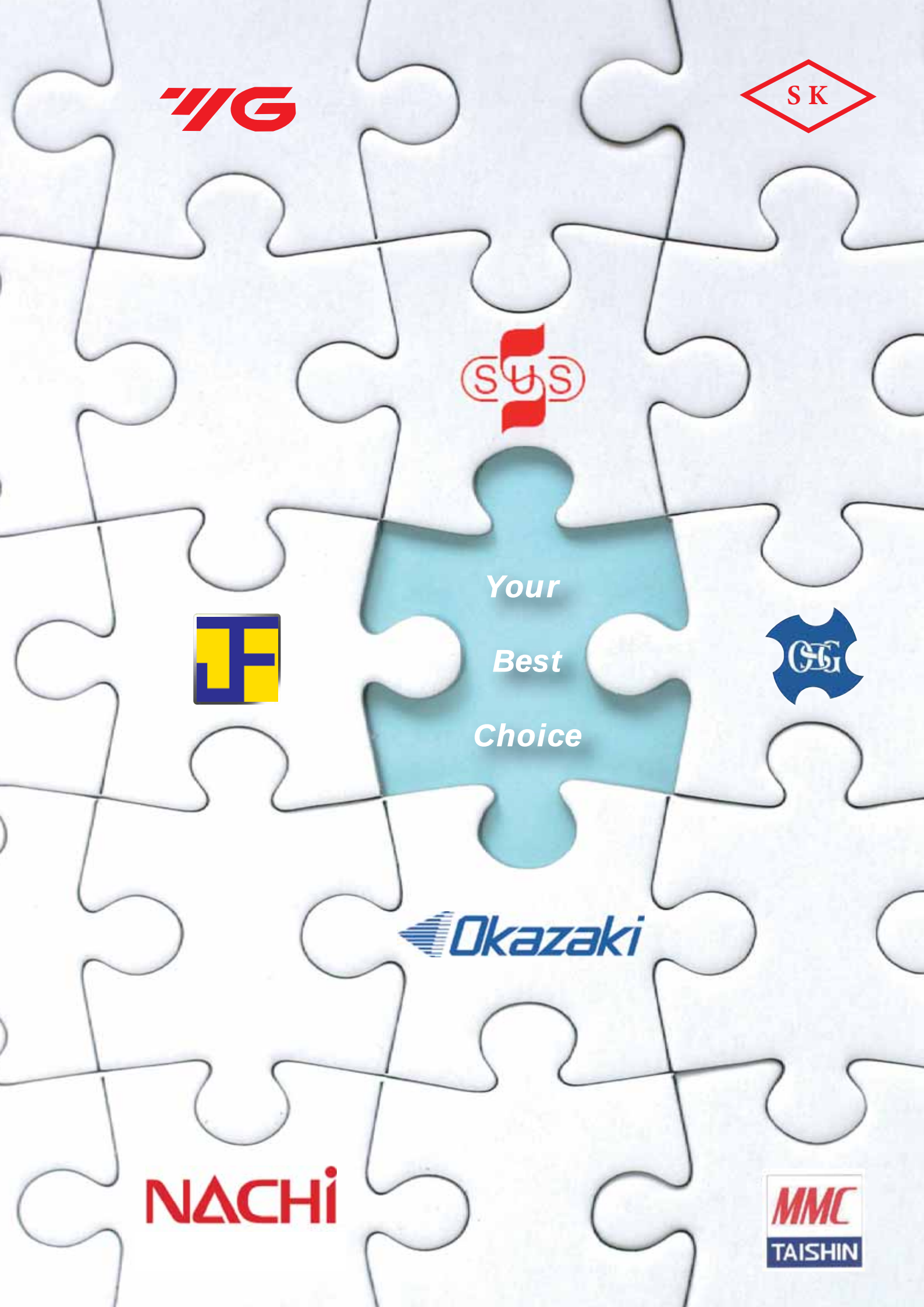
YG
SK
SUS
Your
Best
Choice
JF
GG
Okazaki
NACHI
MMC
TAISHIN

Su's 鎢鋼鑽頭 Solid Carbide Drills

TiAIN鎢鋼直柄短刃鑽頭DIN 1897 TiAIN Solid Carbide Stub Drills

TiAIN 複合多層被覆
TiAIN multi layer Coat

WD-1721

適用材質：
構造用鋼、中碳鋼、合金鋼、調質鋼、高硬度鋼、球墨鑄鐵、模具鋼

Applicable materials
Structural Steels, Mild Steels, Alloy Steels, Hardened Steels, Extra Hard Steels, Ductile Cast Iron, Mold Steels



直徑 D mm	全長 L mm	溝長 l mm
1.0	26	6
1.1	28	7
1.2	30	8
1.3	30	8
1.4	32	9
1.5	32	9
1.6	34	10
1.7	34	10
1.8	36	11
1.9	36	11
2.0	38	12
2.1	38	12
2.2	40	13
2.3	40	13
2.4	43	14
2.5	43	14
2.6	43	14
2.7	46	16
2.8	46	16
2.9	46	16
3.0	46	16
3.1	49	18
3.2	49	18
3.3	49	18
3.4	52	20
3.5	52	20
3.6	52	20
3.7	52	20
3.8	55	22
3.9	55	22
4.0	55	22
4.1	55	22
4.2	55	22
4.3	58	24
4.4	58	24
4.5	58	24
4.6	58	24
4.7	58	24
4.8	62	26
4.9	62	26

直徑 D mm	全長 L mm	溝長 l mm
5.0	62	26
5.1	62	26
5.2	62	26
5.3	62	26
5.4	66	28
5.5	66	28
5.6	66	28
5.7	66	28
5.8	66	28
5.9	66	28
6.0	66	28
6.1	70	31
6.2	70	31
6.3	70	31
6.4	70	31
6.5	70	31
6.6	70	31
6.7	70	31
6.8	74	34
6.9	74	34
7.0	74	34
7.1	74	34
7.2	74	34
7.3	74	34
7.4	74	34
7.5	74	34
7.6	79	37
7.7	79	37
7.8	79	37
7.9	79	37
8.0	79	37
8.1	79	37
8.2	79	37
8.3	79	37
8.4	79	37
8.5	79	37
8.6	84	40
8.7	84	40
8.8	84	40
8.9	84	40

直徑 D mm	全長 L mm	溝長 l mm
9.0	84	40
9.1	84	40
9.2	84	40
9.3	84	40
9.4	84	40
9.5	84	40
9.6	89	43
9.7	89	43
9.8	89	43
9.9	89	43
10.0	89	43
10.1	89	43
10.2	89	43
10.3	89	43
10.4	89	43
10.5	89	43
10.6	89	43
10.7	89	43
10.8	95	47
10.9	95	47
11.0	95	47
11.1	95	47
11.2	95	47
11.3	95	47
11.4	95	47
11.5	95	47
11.6	95	47
11.7	95	47
11.8	95	47
11.9	102	51
12.0	102	51
12.1	102	51
12.2	102	51
12.3	102	51
12.4	102	51
12.5	102	51
12.6	102	51
12.7	102	51
12.8	102	51
12.9	102	51
13.0	102	51

泰精超硬刀具有限公司 TEL:886-2-29967563
TAI JENG MACHINERY TOOL CO., LTD

Su's 鎢鋼鑽頭 Solid Carbide Drills

TiAIN鎢鋼直柄鑽頭DIN 338 TiAIN Solid Carbide Straight Shank Drills

TiAIN 複合多層被覆
TiAIN multi layer Coat

WD-1731

適用材質：
構造用鋼、中碳鋼、合金鋼、調質鋼、高硬度鋼、球墨鑄鐵、模具鋼

Applicable materials
Structural Steels, Mild Steels, Alloy Steels, Hardened Steels, Extra Hard Steels, Ductile Cast Iron, Mold Steels



直徑 D mm	全長 L mm	溝長 l mm
1.0	34	12
1.1	36	12
1.2	38	16
1.3	38	16
1.4	40	18
1.5	40	18
1.6	43	20
1.7	43	20
1.8	46	22
1.9	46	22
2.0	49	24
2.1	49	24
2.2	53	27
2.3	53	27
2.4	57	30
2.5	57	30
2.6	57	30
2.7	61	33
2.8	61	33
2.9	61	33
3.0	61	33
3.1	65	36
3.2	65	36
3.3	65	36
3.4	70	39
3.5	70	39
3.6	70	39
3.7	70	39
3.8	75	43
3.9	75	43
4.0	75	43
4.1	75	43
4.2	75	43
4.3	80	47
4.4	80	47
4.5	80	47
4.6	80	47
4.7	80	47
4.8	86	52
4.9	86	52

直徑 D mm	全長 L mm	溝長 l mm
5.0	86	52
5.1	86	52
5.2	86	52
5.3	86	52
5.4	93	57
5.5	93	57
5.6	93	57
5.7	93	57
5.8	93	57
5.9	93	57
6.0	93	57
6.1	101	63
6.2	101	63
6.3	101	63
6.4	101	63
6.5	101	63
6.6	101	63
6.7	101	63
6.8	109	69
6.9	109	69
7.0	109	69
7.1	109	69
7.2	109	69
7.3	109	69
7.4	109	69
7.5	109	69
7.6	117	75
7.7	117	75
7.8	117	75
7.9	117	75
8.0	117	75
8.1	117	75
8.2	117	75
8.3	117	75
8.4	117	75
8.5	117	75
8.6	125	81
8.7	125	81
8.8	125	81
8.9	125	81

直徑 D mm	全長 L mm	溝長 l mm
9.0	125	81
9.1	125	81
9.2	125	81
9.3	125	81
9.4	125	81
9.5	125	81
9.6	133	87
9.7	133	87
9.8	133	87
9.9	133	87
10.0	133	87
10.1	133	87
10.2	133	87
10.3	133	87
10.4	133	87
10.5	133	87
10.6	133	87
10.7	133	87
10.8	142	94
10.9	142	94
11.0	142	94
11.1	142	94
11.2	142	94
11.3	142	94
11.4	142	94
11.5	142	94
11.6	142	94
11.7	142	94
11.8	142	94
11.9	151	101
12.0	151	101
12.1	151	101
12.2	151	101
12.3	151	101
12.4	151	101
12.5	151	101
12.6	151	101
12.7	151	101
12.8	151	101
12.9	151	101
13.0	151	101

WP-1751

90°鎢鋼NC定點鑽頭
90° Solid Carbide NC Spotting Drills

適用材質：
構造用鋼、中碳鋼、合金鋼、調質鋼、高硬度鋼、球墨鑄鐵、模具鋼、鋁合金

Applicable materials:
Structural Steels, Mild Steels, Alloy Steels, Hardened Steels, Extra Hard Steels, Ductile Cast Iron, Mold Steels, Aluminum Alloy

直徑 D mm	全長 L mm	溝長 l mm
3.0	45	10
4.0	50	12
5.0	50	15
6.0	60	20

直徑 D mm	全長 L mm	溝長 l mm
8.0	60	25
10.0	75	25
12.0	75	30
16.0	100	35

WP-1761

120°鎢鋼NC定點鑽頭
120° Solid Carbide NC Spotting Drills

適用材質：
構造用鋼、中碳鋼、合金鋼、調質鋼、高硬度鋼、球墨鑄鐵、模具鋼、鋁合金

Applicable materials:
Structural Steels, Mild Steels, Alloy Steels, Hardened Steels, Extra Hard Steels, Ductile Cast Iron, Mold Steels, Aluminum Alloy

直徑 D mm	全長 L mm	溝長 l mm
3.0	45	10
4.0	50	12
5.0	50	15
6.0	60	20

直徑 D mm	全長 L mm	溝長 l mm
8.0	60	25
10.0	75	25
12.0	75	30
16.0	100	35

Su's 高鈷端銑刀

標準2刃、長2刃型

HSE End Mills

HSE End Mills-Standard 2 & Long 2 Flutes





EM-4141

Standard 2 Flutes

直徑 D mm	全長 L mm	溝長 ℓ mm	柄徑 d mm
1.0	50	2	6
1.5	50	3	6
2.0	50	7	6
2.5	50	7	6
3.0	50	9	6
3.5	60	12	8
4.0	60	12	8
4.5	60	15	8
5.0	60	15	8
5.5	60	15	8
6.0	60	15	8
6.5	65	20	10
7.0	65	20	10
7.5	65	20	10
8.0	65	20	10
8.5	75	25	10
9.0	75	25	10
9.5	75	25	10
10.0	75	25	10
10.5	80	30	12
11.0	80	30	12
12.0	80	30	12
13.0	90	35	16
14.0	90	35	16
15.0	95	40	16
16.0	95	40	16
17.0	105	40	20
18.0	105	40	20
19.0	110	45	20
20.0	110	45	20
21.0	110	45	20
22.0	110	45	20
23.0	120	50	25
24.0	120	50	25
25.0	120	50	25

EM-4143

長2刃型

Long 2 Flutes

HSS-CO 8% (m/m.)

直徑 D mm	全長 L mm	溝長 ℓ mm	柄徑 d mm
3.0	60	15	6
4.0	60	20	8
5.0	65	25	8
6.0	65	25	8
7.0	80	35	10
8.0	80	35	10
9.0	95	45	10
10.0	95	45	10
11.0	105	55	12
12.0	105	55	12
13.0	110	55	16
14.0	110	55	16
15.0	120	65	16
16.0	120	65	16
17.0	130	65	20
18.0	130	65	20
19.0	140	75	20
20.0	140	75	20
21.0	140	75	20
22.0	140	75	20
23.0	160	90	25
24.0	160	90	25
25.0	160	90	25

外徑 D (mm)		公差 (μm) Tolerance
以上 Upward 包含 Include	以下 Below	
	10	0 ~ -20
10	30	0 ~ -25

Su's 高鈷端銑刀

標準4刃、長4刃型

HSE End Mills

HSE End Mills-Standard 4 & Long 4 Flutes





EM-4142

標準4刃型
Standard 4 Flutes

直徑 D mm	全長 L mm	溝長 ℓ mm	柄徑 d mm
2.5	50	7	6
3.0	50	9	6
3.5	60	12	8
4.0	60	12	8
4.5	60	15	8
5.0	60	15	8
5.5	60	15	8
6.0	60	15	8
6.5	65	20	10
7.0	65	20	10
7.5	65	20	10
8.0	65	20	10
8.5	75	25	10
9.0	75	25	10
9.5	75	25	10
10.0	75	25	10
11.0	80	30	12
12.0	80	30	12
13.0	90	35	16
14.0	90	35	16
15.0	95	40	16
16.0	95	40	16
17.0	105	40	20
18.0	105	40	20
19.0	110	45	20
20.0	110	45	20
21.0	110	45	20
22.0	110	45	20
23.0	120	50	25
24.0	120	50	25
25.0	120	50	25

EM-4144

長4刃型
Long 4 Flutes

HSS-CO 8% (m/m.)

直徑 D mm	全長 L mm	溝長 ℓ mm	柄徑 d mm
3.0	60	15	6
4.0	60	20	8
5.0	65	25	8
6.0	65	25	8
7.0	80	35	10
8.0	80	35	10
9.0	95	45	10
10.0	95	45	10
11.0	105	55	12
12.0	105	55	12
13.0	110	55	16
14.0	110	55	16
15.0	120	65	16
16.0	120	65	16
17.0	130	65	20
18.0	130	65	20
19.0	140	75	20
20.0	140	75	20
21.0	140	75	20
22.0	140	75	20
23.0	160	90	25
24.0	160	90	25
25.0	160	90	25

外徑 D (mm)		公差 (μm) Tolerance
以上 Upward 包含 Include	以下 Below	
	10	+20 ~ 0
10	30	+25 ~ 0

泰精超硬刀具有限公司 TEL:886-2-29967563
TAI JENG MACHINERY TOOL CO., LTD

Su's 高鈷端銑刀

覆TiCN標準2刃、長2刃型

HSE End Mills

HSE End Mills-TiCN Coated Standard 2 & Long 2 Flutes

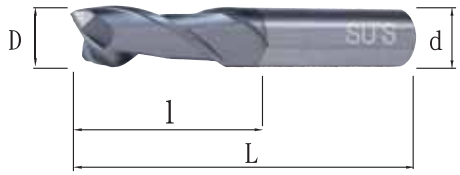



EM-4145

覆TiCN標準2刃型
TiCN Coated Standard 2 Flutes

直徑 D mm	全長 L mm	溝長 ℓ mm	柄徑 d mm
1.0	50	2	6
1.5	50	3	6
2.0	50	7	6
2.5	50	7	6
3.0	50	9	6
3.5	60	12	8
4.0	60	12	8
4.5	60	15	8
5.0	60	15	8
5.5	60	15	8
6.0	60	15	8
6.5	65	20	10
7.0	65	20	10
7.5	65	20	10
8.0	65	20	10
8.5	75	25	10
9.0	75	25	10
9.5	75	25	10
10.0	75	25	10
10.5	80	30	12
11.0	80	30	12
12.0	80	30	12
13.0	90	35	16
14.0	90	35	16
15.0	95	40	16
16.0	95	40	16
17.0	105	40	20
18.0	105	40	20
19.0	110	45	20
20.0	110	45	20
21.0	110	45	20
22.0	110	45	20
23.0	120	50	25
24.0	120	50	25
25.0	120	50	25

EM-4147

覆TiCN長2刃型
TiCN Coated Long 2 Flutes

HSS-CO 8% (m/m.)

直徑 D mm	全長 L mm	溝長 ℓ mm	柄徑 d mm
3.0	60	15	6
4.0	60	20	8
5.0	65	25	8
6.0	65	25	8
7.0	80	35	10
8.0	80	35	10
9.0	95	45	10
10.0	95	45	10
11.0	105	55	12
12.0	105	55	12
13.0	110	55	16
14.0	110	55	16
15.0	120	65	16
16.0	120	65	16
17.0	130	65	20
18.0	130	65	20
19.0	140	75	20
20.0	140	75	20
21.0	140	75	20
22.0	140	75	20
23.0	160	90	25
24.0	160	90	25
25.0	160	90	25

外徑 D (mm)		公差 (μm) Tolerance
以上 Upward 包含 Include	以下 Below	
	10	0 ~ -20
10	30	0 ~ -25

Su's 高鈷端銑刀

覆TiCN標準4刃、長4刃型

HSE End Mills

HSE End Mills-TiCN Coated Standard 4 & Long 4 Flutes





EM-4146

覆TiCN標準4刃型
TiCN Coated Standard 4 Flutes

直徑 D mm	全長 L mm	溝長 ℓ mm	柄徑 d mm
2.5	50	7	6
3.0	50	9	6
3.5	60	12	8
4.0	60	12	8
4.5	60	15	8
5.0	60	15	8
5.5	60	15	8
6.0	60	15	8
6.5	65	20	10
7.0	65	20	10
7.5	65	20	10
8.0	65	20	10
8.5	75	25	10
9.0	75	25	10
9.5	75	25	10
10.0	75	25	10
11.0	80	30	12
12.0	80	30	12
13.0	90	35	16
14.0	90	35	16
15.0	95	40	16
16.0	95	40	16
17.0	105	40	20
18.0	105	40	20
19.0	110	45	20
20.0	110	45	20
21.0	110	45	20
22.0	110	45	20
23.0	120	50	25
24.0	120	50	25
25.0	120	50	25

EM-4148

覆TiCN長4刃型
TiCN Coated Long 4 Flutes

HSS-CO 8% (m/m.)

直徑 D mm	全長 L mm	溝長 ℓ mm	柄徑 d mm
3.0	60	15	6
4.0	60	20	8
5.0	65	25	8
6.0	65	25	8
7.0	80	35	10
8.0	80	35	10
9.0	95	45	10
10.0	95	45	10
11.0	105	55	12
12.0	105	55	12
13.0	110	55	16
14.0	110	55	16
15.0	120	65	16
16.0	120	65	16
17.0	130	65	20
18.0	130	65	20
19.0	140	75	20
20.0	140	75	20
21.0	140	75	20
22.0	140	75	20
23.0	160	90	25
24.0	160	90	25
25.0	160	90	25

外徑 D (mm) 以上 Upward 包含 Include	以下 Below	公差 (μm) Tolerance
	10	+20 ~ 0
10	30	+25 ~ 0

泰精超硬刀具有限公司 TEL:886-2-29967563
TAI JENG MACHINERY TOOL CO., LTD

Su's 高鈷端銑刀

高鈷端銑刀-標準2刃(英制)

HSE End Mills-Standard 2 Flutes(Inch)



HSE End Mills

高鈷端銑刀-覆TiCN標準2刃(英制)

HSE End Mills-TiCN Coated Standard 2 (Inch)

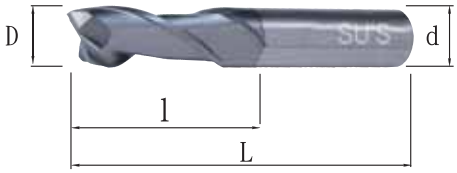

EM-4141

標準2刃型 (英制)
Standard 2 Flutes (Inch)

直徑 D inch	全長 L mm	溝長 ℓ mm	柄徑 d mm
1/8	60	12	8
3/16	60	15	8
1/4	65	20	10
5/16	65	20	10
3/8	75	25	10
7/16	80	30	12
1/2	90	35	16
9/16	95	40	16
5/8	95	40	16
11/16	105	40	20
3/4	110	45	20
13/16	110	45	20
7/8	120	50	25
15/16	120	50	25
1"	120	50	25

EM-4145

覆TiCN標準2刃型 (英制)
TiCN Coated Standard 2 Flutes (Inch)

直徑 D inch	全長 L mm	溝長 ℓ mm	柄徑 d mm
1/8	60	12	8
3/16	60	15	8
1/4	65	20	10
5/16	65	20	10
3/8	75	25	10
7/16	80	30	12
1/2	90	35	16
9/16	95	40	16
5/8	95	40	16
11/16	105	40	20
3/4	110	45	20
13/16	110	45	20
7/8	120	50	25
15/16	120	50	25
1"	120	50	25

Su's 高鈷端銑刀

高鈷端銑刀-標準 3刃

HSE End Mills-Standard 3 Flutes



HSE End Mills

高鈷端銑刀-覆TiCN標準3刃

HSE End Mills-TiCN Coated Standard 3



EM-3

標準3刃型
Standard 3 Flutes

直徑 D mm	全長 L mm	溝長 ℓ mm	柄徑 d mm
6.0	60	15	8
7.0	65	20	10
8.0	65	20	10
9.0	75	25	10
10.0	75	25	10
11.0	80	30	12
12.0	80	30	12
13.0	85	35	12
14.0	90	35	16
15.0	95	40	16
16.0	95	40	16
17.0	95	40	16
18.0	95	40	16
19.0	110	45	20
20.0	110	45	20
25.0	125	50	25

EM-3-T

覆TiCN標準3刃型
TiCN Coated Standard 3 Flutes

HSS-CO 8% (m/m.)

直徑 D mm	全長 L mm	溝長 ℓ mm	柄徑 d mm
6.0	60	15	8
7.0	65	20	10
8.0	65	20	10
9.0	75	25	10
10.0	75	25	10
11.0	80	30	12
12.0	80	30	12
13.0	85	35	12
14.0	90	35	16
15.0	95	40	16
16.0	95	40	16
17.0	95	40	16
18.0	95	40	16
19.0	110	45	20
20.0	110	45	20
25.0	125	50	25

泰精超硬刀具有限公司 TEL:886-2-29967563
TAI JENG MACHINERY TOOL CO., LTD

Su's 覆TiAIN高速短刃鑽頭
TiAIN High Speed Stub Drills

DS-106

◎使用高鈷材質HSE, 具有耐高熱，耐磨耗之特性。
◎表面TiAIN膜層HV3000 ，適合高速度，高進給之切削，縮小加工時間。
◎特殊形狀之螺旋溝槽及 "X"型削薄，推力小，排屑性好。
◎適用於一般鋼材、鑄鐵、合金鋼、不銹鋼、等被切削材。

◎Basic on HSE feartures heat and wear resistance
◎Surface is coated with TiAIN HV 3000. The drills are ideal for high speed and high feed rate drilling to reduce machining time.
◎Special shapes of helical flutes combined with "X" thinning provide low thrust force and excellent chip removal.
◎Suitable for drilling General Steels, Cast Iron, Alloy Steel, Stainless Steel, etc.

HSS-CO 8% (m/m.) PA135°

直徑 D mm	全長 L mm	溝長 l mm	直徑 D mm	全長 L mm	溝長 l mm	直徑 D mm	全長 L mm	溝長 l mm	直徑 D mm	全長 L mm	溝長 l mm
1.0	32	8	4.1	55	22	7.2	74	34	10.3	89	43
1.1	32	8	4.2	55	22	7.3	74	34	10.4	89	43
1.2	32	8	4.3	58	24	7.4	74	34	10.5	89	43
1.3	32	8	4.4	58	24	7.5	74	34	10.6	89	43
1.4	32	9	4.5	58	24	7.6	79	37	10.7	95	47
1.5	32	9	4.6	58	24	7.7	79	37	10.8	95	47
1.6	34	10	4.7	58	24	7.8	79	37	10.9	95	47
1.7	34	10	4.8	62	26	7.9	79	37	11.0	95	47
1.8	36	11	4.9	62	26	8.0	79	37	11.1	95	47
1.9	36	11	5.0	62	26	8.1	79	37	11.2	95	47
2.0	38	12	5.1	62	26	8.2	79	37	11.3	95	47
2.1	38	12	5.2	62	26	8.3	79	37	11.4	95	47
2.2	40	13	5.3	62	26	8.4	79	37	11.5	95	47
2.3	40	13	5.4	66	28	8.5	79	37	11.6	95	47
2.4	43	14	5.5	66	28	8.6	84	40	11.7	95	47
2.5	43	14	5.6	66	28	8.7	84	40	11.8	95	47
2.6	43	14	5.7	66	28	8.8	84	40	11.9	95	47
2.7	46	16	5.8	66	28	8.9	84	40	12.0	102	51
2.8	46	16	5.9	66	28	9.0	84	40	12.1	102	51
2.9	46	16	6.0	66	28	9.1	84	40	12.2	102	51
3.0	46	16	6.1	70	31	9.2	84	40	12.3	102	51
3.1	49	18	6.2	70	31	9.3	84	40	12.4	102	51
3.2	49	18	6.3	70	31	9.4	84	40	12.5	102	51
3.3	49	18	6.4	70	31	9.5	84	40	12.6	102	51
3.4	52	20	6.5	70	31	9.6	89	43	12.7	102	51
3.5	52	20	6.6	70	31	9.7	89	43	12.8	102	51
3.6	52	20	6.7	70	31	9.8	89	43	12.9	102	51
3.7	52	20	6.8	74	34	9.9	89	43	13.0	102	51
3.8	55	22	6.9	74	34	10.0	89	43			
3.9	55	22	7.0	74	34	10.1	89	43			
4.0	55	22	7.1	74	34	10.2	89	43			

Su's 不銹鋼用－直柄高鈷鑽頭

Cobalt HSS Straight Shank Twist Drills For Stainless Steel



U-111

◎使用高鈷材質HSE, 具有耐高熱，耐磨耗之特性。
◎心厚大，提高鑽頭剛性，振幅小。
◎"X"削薄，推力小，求心性佳，切削熱擴散容易。
◎適用於不銹鋼、鈦合金、耐熱鋼等難切削材。

◎Basic on HSE feartures heat and wear resistance .
◎Thick web design provides high rigidity and minimum vibration.
◎ "X" thinning reduces thrust load, accurates concentricity and dissipates heat easily.
◎Suitable for drilling tough materials, such as Stainless Steel, Titanium Alloy and Heat-resistant Steel, etc. HSS-CO 8% (in. m/m.) PA130°

直徑 D mm	全長 L mm	溝長 l mm	直徑 D mm	全長 L mm	溝長 l mm	直徑 D mm	全長 L mm	溝長 l mm	直徑 D mm	全長 L mm	溝長 l mm
0.8	33	10	3.5	71	35	7.6	108	61	11.7	144	85
0.85	35	12	3.6	74	36	7.7	111	63	11.8	144	85
0.9	35	12	3.7	74	36	7.8	111	63	11.9	144	85
0.95	39	14	3.8	74	36	7.9	111	63	12.0	146	87
0.98	39	14	3.9	77	38	8.0	111	63	12.1	146	87
1.0	39	14	4.0	81	42	8.1	115	65	12.2	146	87
1.05	41	15	4.1	81	42	8.2	115	65	12.3	146	87
1.1	41	15	4.2	81	42	8.3	115	65	12.4	149	89
1.15	41	15	4.3	81	42	8.4	119	68	12.5	149	89
1.18	41	15	4.4	84	44	8.5	119	68	12.6	149	89
1.2	41	15	4.5	84	44	8.6	119	68	12.7	149	89
1.25	44	16	4.6	84	44	8.7	119	68	12.8	149	89
1.3	44	16	4.7	87	45	8.8	122	70	12.9	149	89
1.35	47	18	4.8	87	45	8.9	122	70	13.0	149	89
1.4	47	18	4.9	90	49	9.0	122	70			
1.45	47	18	5.0	90	49	9.1	122	70	1/16	49	19
1.5	47	18	5.1	90	49	9.2	124	70	5/64	53	22
1.55	49	19	5.2	92	49	9.3	124	70	3/32	56	23
1.6	49	19	5.3	92	49	9.4	124	70	7/64	65	28
1.65	49	19	5.4	92	49	9.5	124	70	1/8	69	34
1.7	49	19	5.5	92	49	9.6	127	72	9/64	74	36
1.75	51	20	5.6	95	51	9.7	127	72	5/32	77	38
1.8	51	20	5.7	95	51	9.8	127	72	11/64	84	44
1.85	51	20	5.8	95	51	9.9	127	72	3/16	87	45
1.9	51	20	5.9	95	51	10.0	127	72	13/64	92	49
1.95	53	22	6.0	99	54	10.1	131	77	7/32	92	49
2.0	53	22	6.1	99	54	10.2	131	77	15/64	99	54
2.1	53	22	6.2	99	54	10.3	131	77	1/4	99	54
2.2	56	23	6.3	99	54	10.4	131	77	17/64	102	56
2.3	56	23	6.4	102	56	10.5	135	81	9/32	105	59
2.4	59	25	6.5	102	56	10.6	135	81	5/16	111	63
2.5	59	25	6.6	102	56	10.7	135	81	11/32	119	68
2.6	62	27	6.7	102	56	10.8	138	83	3/8	124	70
2.7	62	27	6.8	102	56	10.9	138	83	13/32	131	77
2.8	65	28	6.9	102	56	11.0	138	83	7/16	138	83
2.9	69	34	7.0	102	56	11.1	138	83	15/32	144	87
3.0	69	34	7.1	105	59	11.2	141	85	1/2	149	89
3.1	69	34	7.2	105	59	11.3	141	85			
3.2	69	34	7.3	105	59	11.4	141	85			
3.3	71	35	7.4	108	61	11.5	141	85			
3.4	71	35	7.5	108	61	11.6	144	85			

Su's 深孔用－強力型直柄長鑽頭

Conical Fluted Straight Shank Twist Long Drills



K-1310~1330

◎使用高鈷材質HSE，具有耐高熱，耐磨耗之特性。
◎心厚大，使鑽頭更具剛性，對抗彎曲及振幅，相對優越。
◎特殊形狀之螺旋溝槽，排屑順暢及 “X” 削薄，鑿口長度變短，推力負荷減少，適合深孔加工。
◎適用於一般鋼材、灰鑄鐵、合金鋼、鑄鐵、鋁合金等被切削材。

◎Basic on HSE feartures heat and wear resistance .
◎Thick web design provides high rigidity, superior bending-resistance and minimum vibration.
◎Special shapes of helical flutes ensure excellent chip removal. "X" thinning reduces length of chisel edge and thrust load. The drills are ideal for deep hole drilling.
◎Suitable for drilling General Steels, Grey Cast Iron, Alloy Steel, Cast Iron and Aluminum Alloy, etc.

HSS-CO 8% (m/m.) PA130°

直徑 D mm	全長 L mm	溝長 l mm
1.0	100	50
1.1	100	50
1.2	100	50
1.3	100	50
1.4	100	50
1.5	100	50
1.6	100	50
1.7	100	50
1.8	100	50
1.9	100	50
2.0	100	50
2.1	100	50
2.2	100	50
2.3	100	50
2.4	100	50
2.5	100	50
2.6	100	50
2.7	100	50
2.8	100	50
2.9	100	50
3.0	100	50
3.0	150	75
3.0	200	100
3.1	150	75
3.1	200	100
3.2	150	75
3.2	200	100
3.3	150	75
3.3	200	100
3.4	150	75
3.4	200	100
3.5	150	75
3.5	200	100
3.6	150	75
3.6	200	100
3.7	150	75

直徑 D mm	全長 L mm	溝長 l mm
3.7	200	100
3.8	150	75
3.8	200	100
3.9	150	75
3.9	200	100
4.0	150	75
4.0	200	100
4.1	150	75
4.1	200	100
4.2	150	75
4.2	200	100
4.3	150	75
4.3	200	100
4.4	150	75
4.4	200	100
4.5	150	75
4.5	200	100
4.6	150	75
4.6	200	100
4.7	150	75
4.7	200	100
4.8	150	75
4.8	200	100
4.9	150	75
4.9	200	100
5.0	150	90
5.0	200	100
5.0	250	125
5.1	150	90
5.1	200	100
5.1	250	125
5.2	150	90
5.2	200	100
5.2	250	125
5.3	150	90
5.3	200	100

直徑 D mm	全長 L mm	溝長 l mm
5.3	250	125
5.4	150	90
5.4	200	100
5.4	250	125
5.5	150	90
5.5	200	100
5.5	250	125
5.6	150	90
5.6	200	100
5.6	250	125
5.7	150	90
5.7	200	100
5.7	250	125
5.8	150	90
5.8	200	100
5.8	250	125
5.9	150	90
5.9	200	100
5.9	250	125
6.0	150	90
6.0	200	125
6.0	250	150
6.1	150	90
6.1	200	125
6.1	250	150
6.2	150	90
6.2	200	125
6.2	250	150
6.3	150	90
6.3	200	125
6.3	250	150
6.4	150	90
6.4	200	125
6.4	250	150
6.5	150	90
6.5	200	125

直徑 D mm	全長 L mm	溝長 l mm
6.5	250	150
6.6	150	90
6.6	200	125
6.6	250	150
6.7	150	90
6.7	200	125
6.7	250	150
6.8	150	90
6.8	200	125
6.8	250	150
6.9	150	90
6.9	200	125
6.9	250	150
7.0	150	90
7.0	200	125
7.0	250	150
7.0	300	200
7.1	150	90
7.1	200	125
※ 7.1	250	150
※ 7.1	300	200
7.2	150	90
7.2	200	125
※ 7.2	250	150
※ 7.2	300	200
7.3	150	90
7.3	200	125
※ 7.3	250	150
※ 7.3	300	200
7.4	150	90
7.4	200	125
※ 7.4	250	150
※ 7.4	300	200
7.5	150	90
7.5	200	125
7.5	250	150

※：無庫存，請另詢
※：None in stock, please contact us

Su's 深孔用－強力型直柄長鑽頭

Conical Fluted Straight Shank Twist Long Drills



K-1310~1330

HSS-Co 8% (m/m.) PA130°

直徑 D mm	全長 L mm	溝長 l mm
7.5	300	200
7.6	150	90
7.6	200	125
※ 7.6	250	150
※ 7.6	300	200
7.7	150	90
7.7	200	125
7.7	250	150
※ 7.7	300	200
7.8	150	90
7.8	200	125
※ 7.8	250	150
※ 7.8	300	200
7.9	150	90
7.9	200	125
※ 7.9	250	150
※ 7.9	300	200
8.0	150	90
8.0	200	125
8.0	250	150
8.0	300	200
8.1	200	125
8.1	250	150
※ 8.1	300	200
8.2	200	125
8.2	250	150
※ 8.2	300	200
8.3	200	125
※ 8.3	250	150
※ 8.3	300	200
8.4	200	125
※ 8.4	250	150
※ 8.4	300	200
8.5	200	125
8.5	250	150
8.5	300	200
8.6	200	125
※ 8.6	250	150
※ 8.6	300	200
8.7	200	125

直徑 D mm	全長 L mm	溝長 l mm
8.7	250	150
※ 8.7	300	200
8.8	200	125
※ 8.8	250	150
※ 8.8	300	200
8.9	200	125
※ 8.9	250	150
※ 8.9	300	200
9.0	200	125
9.0	250	150
9.0	300	200
9.1	200	125
9.1	250	150
※ 9.1	300	200
9.2	200	125
※ 9.2	250	150
※ 9.2	300	200
9.3	200	125
※ 9.3	250	150
※ 9.3	300	200
9.4	200	125
※ 9.4	250	150
※ 9.4	300	200
9.5	200	125
9.5	250	150
9.5	300	200
※ 9.6	200	125
※ 9.6	250	150
※ 9.6	300	200
※ 9.7	250	150
※ 9.7	300	200
※ 9.8	200	125
※ 9.8	250	150
※ 9.8	300	200
※ 9.9	250	150
※ 9.9	300	200
10.0	200	125
10.0	250	150
10.0	300	200
※ 10.1	250	150

直徑 D mm	全長 L mm	溝長 l mm
※ 10.1	300	200
※ 10.2	200	125
※ 10.2	250	150
※ 10.2	300	200
※ 10.3	250	150
※ 10.3	300	200
※ 10.4	200	125
※ 10.4	250	150
※ 10.4	300	200
10.5	200	125
10.5	250	150
10.5	300	200
※ 10.6	200	125
※ 10.6	250	150
※ 10.6	300	200
※ 10.7	250	150
※ 10.7	300	200
※ 10.8	200	125
※ 10.8	250	150
※ 10.8	300	200
※ 10.9	250	150
※ 10.9	300	200
11.0	200	125
11.0	250	150
11.0	300	200
※ 11.1	250	150
※ 11.1	300	200
※ 11.2	200	125
※ 11.2	250	150
※ 11.2	300	200
※ 11.3	250	150
※ 11.3	300	200
※ 11.4	200	125
※ 11.4	250	150
※ 11.4	300	200
11.5	200	125
11.5	250	150
11.5	300	200
※ 11.6	200	125
※ 11.6	250	150

直徑 D mm	全長 L mm	溝長 l mm
※ 11.6	300	200
※ 11.7	250	150
※ 11.7	300	200
※ 11.8	200	125
※ 11.8	250	150
※ 11.8	300	200
※ 11.9	250	150
※ 11.9	300	200
12.0	200	125
12.0	250	150
12.0	300	200
※ 12.1	250	150
※ 12.1	300	200
※ 12.2	200	125
※ 12.2	250	150
※ 12.2	300	200
※ 12.3	250	150
※ 12.3	300	200
※ 12.4	200	125
※ 12.4	250	150
※ 12.4	300	200
12.5	200	125
12.5	250	150
12.5	300	200
※ 12.6	200	125
※ 12.6	250	150
※ 12.6	300	200
※ 12.7	200	125
※ 12.7	250	150
※ 12.7	300	200
※ 12.8	200	125
※ 12.8	250	150
※ 12.8	300	200
※ 12.9	250	150
※ 12.9	300	200
13.0	200	125
13.0	250	150
13.0	300	200

※：無庫存，請另詢
※：None in stock, please contact us

泰精超硬刀具有限公司 TEL:886-2-29967563
TAI JENG MACHINERY TOOL CO., LTD

Su's 直柄長鑽頭
Straight Shank Twist Long Drills



L-1210~1230

◎適用於一般鋼料，HRC 30 以下之合金鋼、鑄鐵、鑄鋼等被切削材。
◎適合一般鑽床、車床、桌上車床之鑽孔加工。

◎Suitable for drilling General Steels, Alloy Steels with hardness under HRC 30, Cast Iron and Cast Steel, etc.
◎Suitable for drilling operations on drilling machines, lathes and bench lathes.

HSS (m/m.) PA118°

直徑 D mm	全長 L mm	溝長 ℓ mm
1.0	100	50
1.0	150	75
1.1	100	50
1.1	150	75
1.2	100	50
1.2	150	75
1.3	100	50
1.3	150	75
1.4	100	50
1.4	150	75
1.5	100	50
1.5	150	75
1.6	100	50
1.6	150	75
1.7	100	50
1.7	150	75
1.8	100	50
1.8	150	75
1.9	100	50
1.9	150	75
2.0	100	50
2.0	150	75
2.1	100	50
2.1	150	75
2.2	100	50
2.2	150	75
2.3	100	50
2.3	150	75
2.4	100	50
2.4	150	75

直徑 D mm	全長 L mm	溝長 ℓ mm
2.5	100	50
2.5	150	75
2.6	100	50
2.6	150	75
2.7	100	50
2.7	150	75
2.8	100	50
2.8	150	75
2.9	100	50
2.9	150	75
3.0	100	50
3.0	150	75
3.0	200	100
3.1	100	50
3.1	150	75
3.1	200	100
3.2	100	50
3.2	150	75
3.2	200	100
3.3	100	50
3.3	150	75
3.3	200	100
3.4	100	50
3.4	150	75
3.4	200	100
3.5	100	50
3.5	150	75
3.5	200	100
※3.6	100	50
3.6	150	75

直徑 D mm	全長 L mm	溝長 ℓ mm
3.6	200	100
※3.7	100	50
3.7	150	75
3.7	200	100
※3.8	100	50
3.8	150	75
3.8	200	100
※3.9	100	50
3.9	150	75
3.9	200	100
4.0	100	50
4.0	150	75
4.0	200	100
※4.1	100	50
4.1	150	75
4.1	200	100
※4.2	100	50
4.2	150	75
4.2	200	100
※4.3	100	50
4.3	150	75
4.3	200	100
4.4	100	50
※4.4	150	75
4.4	200	100
4.5	100	50
4.5	150	75
4.5	200	100
※4.6	100	50
4.6	150	75

直徑 D mm	全長 L mm	溝長 ℓ mm
4.6	200	100
※4.7	100	50
4.7	150	75
4.7	200	100
※4.8	100	50
4.8	150	75
4.8	200	100
※4.9	100	50
4.9	150	75
4.9	200	100
※5.0	100	50
5.0	150	75
5.0	200	100
5.0	250	125
※5.1	100	50
5.1	150	90
5.1	200	100
※5.2	100	50
5.2	150	90
5.2	200	100
※5.3	100	50
5.3	150	90
5.3	200	100
※5.4	100	50
5.4	150	90
5.4	200	100
※5.5	100	50
5.5	150	90
5.5	200	100
5.5	250	125

※：無庫存，請另詢
※：None in stock, please contact us

Su's 直柄長鑽頭
Straight Shank Twist Long Drills



L-1210~1230

HSS (m/m.) PA118°

直徑 D mm	全長 L mm	溝長 ℓ mm
5.6	150	90
5.6	200	100
5.7	150	90
5.7	200	100
5.8	150	90
5.8	200	100
5.9	150	90
5.9	200	100
6.0	150	90
6.0	200	100
6.0	250	125
6.1	150	90
6.1	200	100
6.2	150	90
6.2	200	100
6.3	150	90
6.3	200	100
6.4	150	90
6.4	200	100
6.5	150	90
6.5	200	100
6.5	250	125
6.6	150	90
6.6	200	100
6.7	150	90
6.7	200	100
6.8	150	90
6.8	200	100
6.9	150	90
6.9	200	100

直徑 D mm	全長 L mm	溝長 ℓ mm
7.0	150	90
7.0	200	100
7.0	250	125
7.0	300	150
7.1	150	90
7.1	200	100
7.1	250	125
7.1	300	150
7.2	150	90
7.2	200	100
7.2	250	125
7.2	300	150
7.3	150	90
7.3	200	100
7.3	250	125
7.3	300	150
7.4	150	90
7.4	200	100
7.4	250	125
7.4	300	150
7.5	150	90
7.5	200	100
7.5	250	125
7.5	300	150
7.6	150	90
7.6	200	125
7.6	250	150
7.6	300	175
7.7	150	90
7.7	200	125

直徑 D mm	全長 L mm	溝長 ℓ mm
7.7	250	150
7.7	300	175
7.8	150	90
7.8	200	125
7.8	250	150
7.8	300	175
7.9	150	90
7.9	200	125
7.9	250	150
7.9	300	175
8.0	150	90
8.0	200	125
8.0	250	150
8.0	300	175
※8.1	150	90
8.1	200	125
8.1	250	150
8.1	300	175
※8.2	150	90
8.2	200	125
8.2	250	150
8.2	300	175
※8.3	150	90
8.3	200	125
8.3	250	150
8.3	300	175
※8.4	150	90
8.4	200	125
8.4	250	150
8.4	300	175

直徑 D mm	全長 L mm	溝長 ℓ mm
※8.5	150	90
8.5	200	125
8.5	250	150
8.5	300	175
8.6	200	125
8.6	250	150
8.6	300	175
8.7	200	125
8.7	250	150
8.7	300	175
8.8	200	125
8.8	250	150
8.8	300	175
8.9	200	125
8.9	250	150
8.9	300	175
9.0	200	125
9.0	250	150
9.0	300	175
9.1	200	125
9.1	250	150
9.1	300	175
9.2	200	125
9.2	250	150
9.2	300	175
9.3	200	125
9.3	250	150
9.3	300	175
9.4	200	125
9.4	250	150

※：無庫存，請另詢
※：None in stock, please contact us

泰精超硬刀具有限公司 TEL:886-2-29967563
TAI JENG MACHINERY TOOL CO., LTD

Su's 直柄長鑽頭

Straight Shank Twist Long Drills



L-1210~1230

HSS (m/m.) PA118°

直徑 D mm	全長 L mm	溝長 ℓ mm
9.4	300	175
9.5	200	125
9.5	250	150
9.5	300	175
9.6	200	125
9.6	250	150
9.6	300	175
9.7	200	125
9.7	250	150
9.7	300	175
9.8	200	125
9.8	250	150
9.8	300	175
9.9	200	125
9.9	250	150
9.9	300	175
10.0	200	125
10.0	250	150
10.0	300	175
※10.1	200	125
※10.1	250	150
※10.1	300	175
※10.2	200	125
※10.2	250	150
※10.2	300	175
※10.3	200	125
※10.3	250	150
※10.3	300	175
※10.4	200	125
※10.4	250	150

直徑 D mm	全長 L mm	溝長 ℓ mm
※10.4	300	175
10.5	200	125
10.5	250	150
10.5	300	175
※10.6	200	125
※10.6	250	150
※10.6	300	175
※10.7	200	125
※10.7	250	150
※10.7	300	175
※10.8	200	125
※10.8	250	150
※10.8	300	175
※10.9	200	125
※10.9	250	150
※10.9	300	175
11.0	200	125
11.0	250	150
11.0	300	175
※11.1	200	125
※11.1	250	150
※11.1	300	175
※11.2	200	125
※11.2	250	150
※11.2	300	175
※11.3	200	125
※11.3	250	150
※11.3	300	175
※11.4	200	125
※11.4	250	150

直徑 D mm	全長 L mm	溝長 ℓ mm
※11.4	300	175
11.5	200	125
11.5	250	150
11.5	300	175
※11.6	200	125
※11.6	250	150
※11.6	300	175
※11.7	200	125
※11.7	250	150
※11.7	300	175
※11.8	200	125
※11.8	250	150
※11.8	300	175
※11.9	200	125
※11.9	250	150
※11.9	300	175
12.0	200	125
12.0	250	150
12.0	300	175
※12.1	200	125
※12.1	250	150
※12.1	300	175
※12.2	200	125
※12.2	250	150
※12.2	300	175
※12.3	200	125
※12.3	250	150
※12.3	300	175
※12.4	200	125
※12.4	250	150

直徑 D mm	全長 L mm	溝長 ℓ mm
※12.4	300	175
12.5	200	125
12.5	250	150
12.5	300	175
※12.6	200	125
※12.6	250	150
※12.6	300	175
※12.7	200	125
※12.7	250	150
※12.7	300	175
※12.8	200	125
※12.8	250	150
※12.8	300	175
※12.9	200	125
※12.9	250	150
※12.9	300	175
13.0	200	125
13.0	250	150
13.0	300	175

※：無庫存，請另詢
※：None in stock, please contact us

Su's 沉頭鑽頭
Sink & Step Drills For Screw Thread

90°沉頭鑽頭
90° Sink & Step Drills For Screw Thread

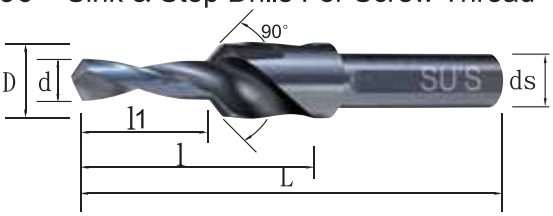

M-118

◎依據一般螺絲及六角螺絲專用之孔作業而設計的鑽頭。
◎原需兩次加工作業，縮為一次完成，同心度佳。

◎Specially designed drills that are suitable for drilling holes for general screws and hexagonal head screws.
◎Allow for two machining processes accomplished by one process, and provide superior concentricity.

HSS (m/m.)

規格	小徑 d mm	大徑 D mm	全長 L mm	刃長 ℓ mm	小徑長 ℓ1 mm	柄徑 ds mm
M3	3.4	6.4	65	35	13	6.4
M4	4.5	8.4	75	42	18	8.4
M5	5.5	10.4	85	50	22	10.4
M6	6.6	12.5	90	51	25	12.0
M8	9.0	16.5	95	53	28	12.0

180°沉頭鑽頭
180° Sink & Step Drills For Screw Thread

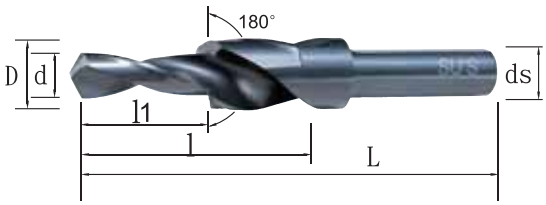

M-119

◎依據一般螺絲及內六角螺絲專用之孔作業而設計的鑽頭。
◎原需兩次加工作業，縮為一次完成，同心度佳。

◎Specially designed drills that are suitable for drilling holes for general screws and socket head cap screw.
◎Allow for two machining processes accomplished by one process, and provide superior concentricity.

HSS (m/m.)

規格	小徑 d mm	大徑 D mm	全長 L mm	刃長 ℓ mm	小徑長 ℓ1 mm	柄徑 ds mm
M3	3.4	6.5	65	35	13	6.5
M4	4.5	8.0	75	42	18	8.0
M5	5.5	9.5	85	50	22	9.5
M6	6.6	11.0	90	53	25	11.0
M8	9.0	14.0	95	53	28	12.0
M10	11.0	17.5	105	63	30	12.0
M12	14.0	20.0	110	68	32	12.0
1/4	6.9	11.0	90	53	25	11.0
5/16	8.9	14.0	95	53	28	12.0
3/8	10.5	15.0	105	63	30	12.0
1/2	14.7	20.0	110	68	32	12.0

泰精超硬刀具有限公司 TEL:886-2-29967563
TAI JENG MACHINERY TOOL CO., LTD

Su's NC定點鑽頭
NC Spotting Drills

90°定點鑽頭
90° NC Spotting Drills

120°定點鑽頭
120° NC Spotting Drills

P-115/116

◎使用HSS-CO 5% 材質，具有耐高溫，耐磨耗之特性。
◎表面TiN膜層HV2000 ，具耐磨性，摩擦係數小，抗粘著，切削性佳，可延長壽命。
◎正確定點及倒角一次完成，提升加工層次。
◎適用於一般鋼料、合金鋼、調質鋼、鑄鐵、鋁合金等被削材。

◎Basic on HSS-CO 5% feartures heat and wear resistance .
◎Surface is coated with TiN HV2000, featuring maximum wear-resistance, low friction-coefficient, anti-adhere, superior cutting performance and long service life.
◎Precise position and chamfer are accomplished at one time to improve machining quality.
◎Suitable for drilling General Steels, Alloy Steel, Tempered Steel, Cast Iron and Aluminum Alloy, etc

HSS-CO 5%+TiN (m/m.)

直徑 D mm	全長 L mm	溝長 ℓ mm
3.0	50	17
4.0	55	20
5.0	60	23
6.0	65	25
8.0	80	30

直徑 D mm	全長 L mm	溝長 ℓ mm
10.0	90	35
12.0	100	40
16.0	115	45
20.0	130	55
25.0	150	65

Su's 直柄鑽頭組
Sets Of Straight Shank Twist Drills

29支組
29 pcs/set

25支組
25 pcs/set

121 支組
121 pcs/set

100支組
100 pcs/set

鑽頭組：直柄蔴花鑽頭、不銹鋼用高鈷鑽頭、鍍鈦鑽頭、鋁用鑽頭、深孔用鑽頭
Drill Sets Including:
Straight Shank Twist Drills, Cobalt Drills For Stainless Steel, TiN Coated Drills,
Straight Shank Twist Drills For Aluminum, Conical Fluted Straight Shank Twist Drills.

支 數 Pieces Set	規 格 Standard	包 裝 Package
25 支組 25 Pieces Set	1.0 ~ 13.0mm (每隔 0.5mm/0.5mm increment)	鐵盒 Steel Case
29 支組 29 Pieces Set	1/16" ~ 1/2" (每隔 1/64"/every 1/64")	鐵盒 Steel Case
100 支組 100 Pieces Set	1.0 ~ 10.0 (每隔 0.1mm/every 0.1mm) 10.5 10.9 11.0 11.5 11.9 12.0 12.5 12.9 13.0mm	塑膠座 Plastic Case
121 支組 121 Pieces Set	1.0 ~ 13.0mm (每隔 0.1mm/every 0.1mm)	壓克力盒 Acrylic Case

Su's 諾氏鑽頭
Noss Drills



N-103

◎諾氏鑽頭，對於一般被切削的工作性質均可適用，在鑽孔加工作業上既簡單又經濟。
◎柄部的"V" 槽溝是用來配合夾頭的爪子，使鑽頭在作業時不會滑動。
◎諾氏鑽頭可利用鑽頭加工，鑽削孔徑可達36m/m ，甚至更大。
◎可使用於建築場等戶外作業，既輕便又有效果。
◎為了保護夾頭，柄部加裝塑膠環套，因此在使用時，就不用擔心有夾持不良之現象，進而提昇效率與壽命，促使加工孔徑更精確。

◎Noss Drill, suitable for general work material, is simple and economic in drilling.
◎The V-block of shank, which combines with the clutches of chuck, fixes the drill during operation.
◎Noss Drill can be used on drilling machines, and the drilling diameter could reach 35mm even larger.
◎It's convenient and efficient to operate at the building sites.
◎For protection of the chuck, the shank is packed with a plastic ring. During operation, the drill will be collected well to get a more precise hole. The performance and the tool life will also be improved.

HSS (m/m.) PA118°

直徑 D mm	全長 L mm	溝長 ℓ mm	柄徑 ds mm
13.0	140	82	12.7
13.1			
13.2			
13.3			
13.4			
13.5			
13.6			
13.7			
13.8			
13.9			
14.0			
14.1			
14.2			
14.3			
14.4			
14.5			
14.6			
14.7			
14.8			
14.9			
15.0			
15.1			
15.2			
15.3			
15.4			
15.5			
15.6			
15.7			
15.8			
15.9			
16.0			
16.1			
16.2			
16.3			
16.4			
16.5			

直徑 D mm	全長 L mm	溝長 ℓ mm	柄徑 ds mm
16.6	140	82	12.7
16.7			
16.8			
16.9			
17.0			
17.1			
17.2			
17.3			
17.4			
17.5			
17.6			
17.7			
17.8			
17.9			
18.0			
18.1			
18.2			
18.3			
18.4			
18.5			
18.6			
18.7			
18.8			
18.9			
19.0			
19.1			
19.2			
19.3			
19.4			
19.5			
19.6			
19.7			
19.8			
19.9			
20.0			
20.1			

直徑 D mm	全長 L mm	溝長 ℓ mm	柄徑 ds mm
20.2	140	82	12.7
20.3			
20.4			
20.5			
20.6			
20.7			
20.8			
20.9			
21.0			
21.1			
21.2			
21.3			
21.4			
21.5			
21.6			
21.7			
21.8			
21.9			
22.0			
22.1			
22.2			
22.3			
22.4			
22.5			
22.6			
22.7			
22.8			
22.9			
23.0			
23.1			
23.2			
23.3			
23.4			
23.5			
23.6			
23.7			

直徑 D mm	全長 L mm	溝長 ℓ mm	柄徑 ds mm
23.8	140	82	12.7
23.9			
24.0			
24.1			
24.2			
24.3			
24.4			
24.5			
24.6			
24.7			
24.8			
24.9			
25.0			
25.5			
26.0			
26.5			
27.0			
27.5			
28.0			
28.5			
29.0			
29.5			
30.0			
30.5			
31.0			
31.5			
32.0			
32.5			
33.0			
33.5			
34.0			
34.5			
35.0			
35.5			
36.0			

泰精超硬刀具有限公司 TEL:886-2-29967563
TAI JENG MACHINERY TOOL CO., LTD

Su's 斜柄鑽頭
Taper Shank Twist Drills



T-104

◎適用於一般鋼料，HRC 30 以下之合金鋼、鑄鐵、鑄鋼等被切削材。
◎柄部為莫氏圓錐柄，配合導套使用。

◎Suitable for drilling General Steels, Alloy Steels with hardness under HRC 30, Cast Iron and Cast Steel, etc.
◎Morse taper shank can be fitted into sleeve.

HSS (m/m.) PA118°

直徑 D mm	全長 L mm	溝長 ℓ mm	MT. NO .
5.0	140	60	1
5.5	145	65	1
6.0	148	68	1
6.5	152	72	1
7.0	155	75	1
7.5	158	78	1
8.0	162	82	1
8.5	168	85	1
9.0	172	88	1
9.5	175	92	1
10.0	178	95	1
10.5	182	98	1
11.0	185	102	1
11.5	188	105	1
12.0	192	108	1
12.5	195	112	1
13.0	198	115	1
13.5	202	118	1
14.0	205	122	1
14.5	222	122	2
15.0	225	125	2
15.5	228	128	2
16.0	230	130	2
16.5	232	132	2
17.0	235	135	2
17.5	240	140	2
18.0	240	140	2
18.5	245	145	2

直徑 D mm	全長 L mm	溝長 ℓ mm	MT. NO .
19.0	245	145	2
19.5	250	150	2
20.0	250	150	2
20.5	255	155	2
21.0	255	155	2
21.5	260	160	2
22.0	260	160	2
22.5	265	165	2
23.0	265	165	2
23.5	285	165	3
24.0	285	165	3
24.5	285	165	3
25.0	285	165	3
25.5	285	165	3
26.0	285	165	3
26.5	290	170	3
27.0	290	170	3
27.5	295	175	3
28.0	295	175	3
28.5	300	180	3
29.0	300	180	3
29.5	305	185	3
30.0	305	185	3
30.5	310	190	3
31.0	310	190	3
31.5	315	195	3
32.0	315	195	3
32.5	345	200	4

直徑 D mm	全長 L mm	溝長 ℓ mm	MT. NO .
33.0	345	200	4
33.5	350	205	4
34.0	350	205	4
34.5	350	205	4
35.0	350	205	4
35.5	355	210	4
36.0	355	210	4
36.5	355	210	4
37.0	355	210	4
37.5	360	210	4
38.0	360	210	4
38.5	360	210	4
39.0	360	210	4
39.5	365	215	4
40.0	365	215	4
41.0	365	215	4
42.0	370	220	4
43.0	370	220	4
44.0	375	225	4
45.0	375	225	4
46.0	380	230	4
47.0	380	230	4
48.0	385	235	4
49.0	385	235	4
50.0	390	240	4

Su's 直柄蔴花鑽頭

Straight Shank Twist Drills

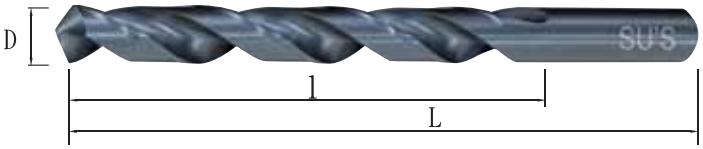

D-101

◎適用於一般鋼料，HRC 30 以下之合金鋼、鑄鐵、鑄鋼等被切削材。
◎適合一般鑽床、車床、桌上車床之鑽孔加工。

◎Suitable for drilling General Steels, Alloy Steels with hardness under HRC 30, Cast Iron and Cast Steel, etc.
◎Suitable for drilling operations on drilling machines, lathes and bench lathes.

HSS (m/m.) PA118°

直徑 D mm	全長 L mm	溝長 ℓ mm
0.2	19	3.0
0.3	20	3.5
0.4	24	5.5
0.5	27	7.5
0.6	30	8.5
0.7	32	10
0.8	34	11
0.85	36	13
0.9	36	13
0.95	40	18
1.0	40	18
1.05	42	20
1.1	42	20
1.15	42	20
1.2	42	20
1.25	45	22
1.3	45	22
1.35	48	23
1.4	48	23
1.45	48	23
1.5	48	23
1.55	50	25
1.6	50	25
1.65	50	25
1.7	50	25
1.75	52	28
1.8	52	28
1.85	52	28
1.9	52	28
1.95	52	28
2.0	55	29
2.1	55	29
2.2	58	33
2.3	58	33
2.4	61	35
2.5	61	35
2.6	64	37
2.7	64	37
2.8	67	39
2.9	71	42

直徑 D mm	全長 L mm	溝長 ℓ mm
3.0	71	42
3.1	71	42
3.2	71	42
3.3	73	45
3.4	73	45
3.5	73	45
3.6	76	48
3.7	76	48
3.8	76	48
3.9	79	51
4.0	83	54
4.1	83	54
4.2	83	54
4.3	83	54
4.4	86	56
4.5	86	56
4.6	86	56
4.7	89	59
4.8	89	59
4.9	92	62
5.0	92	62
5.1	92	62
5.2	95	64
5.3	95	64
5.4	95	64
5.5	95	64
5.6	98	67
5.7	98	67
5.8	98	67
5.9	98	67
6.0	102	70
6.1	102	70
6.2	102	70
6.3	102	70
6.4	105	73
6.5	105	73
6.6	105	73
6.7	105	73
6.8	105	73
6.9	105	73

直徑 D mm	全長 L mm	溝長 ℓ mm
7.0	105	73
7.1	108	75
7.2	108	75
7.3	108	75
7.4	111	78
7.5	111	78
7.6	111	78
7.7	114	81
7.8	114	81
7.9	114	81
8.0	114	81
8.1	117	84
8.2	117	84
8.3	117	84
8.4	121	87
8.5	121	87
8.6	121	87
8.7	121	87
8.8	124	89
8.9	124	89
9.0	124	89
9.1	124	89
9.2	127	92
9.3	127	92
9.4	127	92
9.5	127	92
9.6	130	95
9.7	130	95
9.8	130	95
9.9	130	95
10.0	130	95
10.1	133	98
10.2	133	98
10.3	133	98
10.4	133	98
10.5	137	100
10.6	137	100
10.7	137	100
10.8	140	103
10.9	140	103

直徑 D mm	全長 L mm	溝長 ℓ mm
11.0	140	103
11.1	140	103
11.2	143	106
11.3	143	106
11.4	143	106
11.5	143	106
11.6	146	109
11.7	146	109
11.8	146	109
11.9	146	109
12.0	149	111
12.1	149	111
12.2	149	111
12.3	149	111
12.4	152	114
12.5	152	114
12.6	152	114
12.7	152	114
12.8	152	114
12.9	152	114
13.0	152	114
13.5	160	108
14.0	160	108
14.5	169	114
15.0	169	114
15.5	178	120
16.0	178	120
16.5	184	125
17.0	184	125
17.5	191	130
18.0	191	130
18.5	198	135
19.0	198	135
19.5	205	140
20.0	205	140

泰精超硬刀具有限公司 TEL:886-2-29967563
TAI JENG MACHINERY TOOL CO., LTD

Su's 直柄蔴花鑽頭

Straight Shank Twist Drills

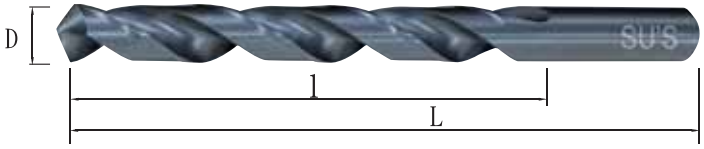

D-101

HSS (in.) PA118°

直徑 D in	全長 L mm	溝長 ℓ mm	直徑 D in	全長 L mm	溝長 ℓ mm	直徑 D in	全長 L mm	溝長 ℓ mm
1/64	24	5.5	3/16	89	59	23/64	124	89
1/32	34	11	13/64	92	62	3/8	127	92
3/64	42	20	7/32	95	64	25/64	130	95
1/16	48	23	15/64	98	67	13/32	133	98
5/64	52	28	1/4	102	70	27/64	137	100
3/32	58	33	17/64	105	73	7/16	140	103
7/64	67	39	9/32	108	75	29/64	143	106
1/8	71	42	19/64	111	78	15/32	146	109
9/64	73	45	5/16	114	81	31/64	149	111
5/32	79	51	21/64	117	84	1/2	152	114
11/64	83	54	11/32	121	87			

【蔴花鑽頭各部名稱】

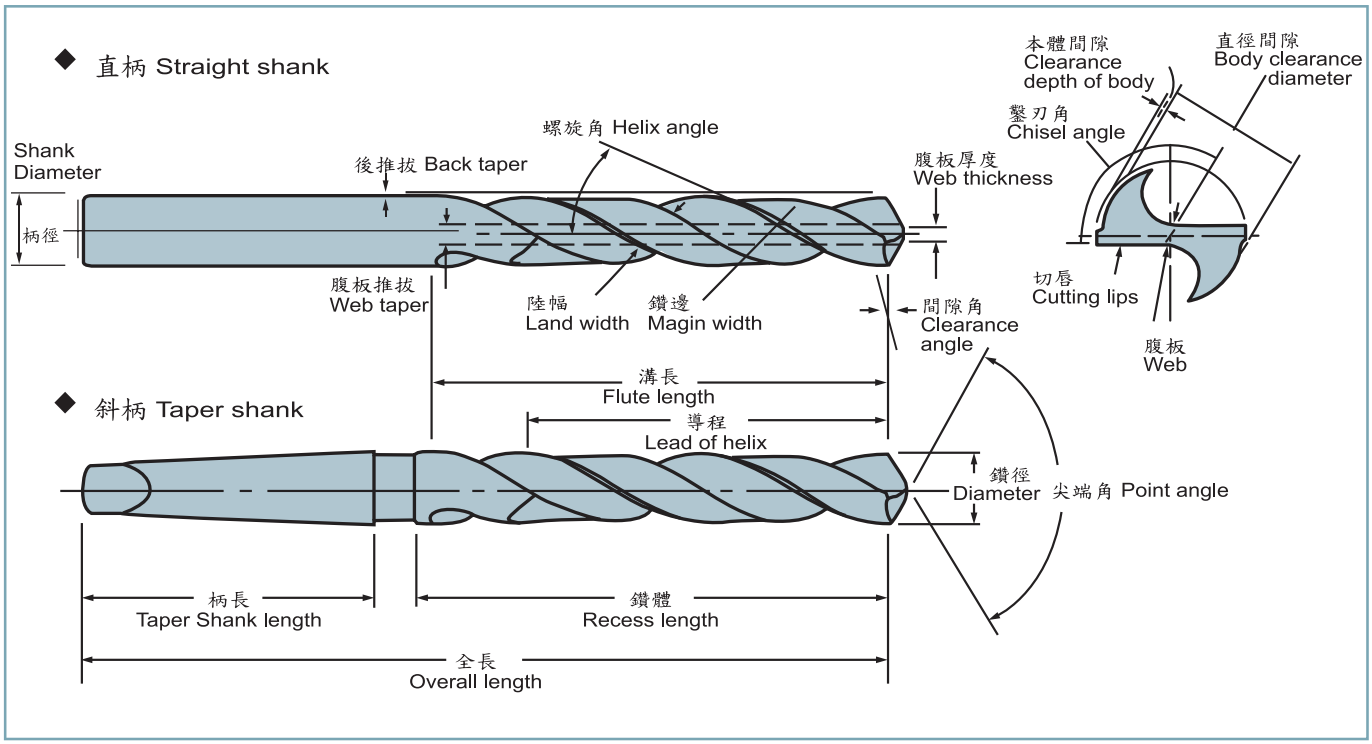

SANKYO HSS 灌嘴鉸刀

HSS SPRUE REAMER

規　　格	小　　徑	大　　徑	度　　數	刃　　長
SD — 00	2.8	9.0	13°55'42"	25
SD — 0	2.8	9.0	8°48'38"	40
SD — 1	2.8	9.0	5°53'58"	60
SD — 2	2.8	9.0	4°25'53"	80
SD — 3	2.8	11.0	4°41'15"	100
SD — 4	3.5	12.5	4°17'20"	120
SD — 5	3.5	14.0	4°17'20"	140
SD — 6	3.5	16.0	4°28' 1"	160

SANKYO HSS 鳩尾銑刀

HSS DOVE TAIL MILLING CUTTER

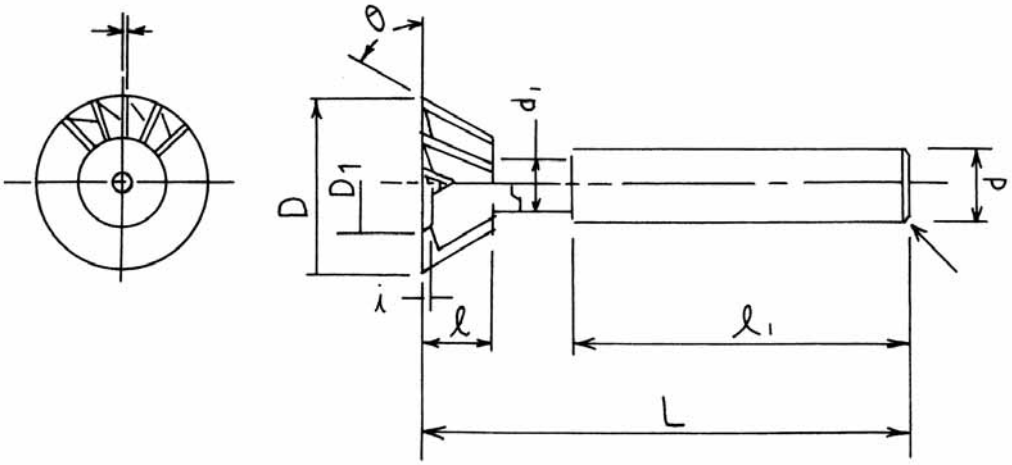

規　　格	外徑 D	刃長 l	全長 L	柄徑 d	刃數 N	角度 θ °
10 × 45 °	10 m/m	4 m/m	45 m/m	8 m/m	8 刃	45 °
12 × 45 °	12		50			
16 × 45 °	16		54	10		
20 × 45 °	20	5	62		10	
10 × 60 °	10	4	45	8 m/m	8 刃	60 °
12 × 60 °	12	5	50			
16 × 60 °	16	6	54	10		
20 × 60 °	20	7	64		10	

SANKYO HSS 側銑刀

HSS Side Milling Cutter

內孔 : 25.4

Inner Dia : 25.4

厚度 Thickness \ 外徑 Outer Dia	75 m/m (3") 22T	100 m/m (4") 26T	125 m/m (5") 28T	150 m/m (6") 32T	175 m/m (7") 34T
3 m/m	V	V	V	V	
4 m/m	V	V	V	V	
5 m/m	V	V	V	V	V
6 m/m	V	V	V	V	V
7 m/m	V	V	V	V	V
8 m/m	V	V	V	V	V
9 m/m	V	V	V	V	
10 m/m	V	V	V	V	V
11 m/m	V	V	V	V	
12 m/m	V	V	V	V	V
13 m/m	V	V	V	V	
14 m/m	V	V	V	V	V
15 m/m	V	V	V	V	
16 m/m	V	V	V	V	V
17 m/m	V	V	V	V	
18 m/m	V	V	V	V	V
19 m/m	V	V	V	V	
20 m/m	V	V	V	V	V
22 m/m	V	V	V		
24 m/m	V	V	V		
25 m/m	V	V	V		

SANKYO HSS 片角與等角銑刀

HSS SIGLE & DOUBLE ANGLE CUTTER

規　　格	角　　度
75 × ½″ × 1″	35° ～ 90°
75 × 10 m/m × 1″	30°
75 × 18 m/m × 1″	45°　60°　90°

SANKYO HSS 鋼圓鋸

HSS METAL SLITTING SAW

價格 外徑 / 厚度	75 m/m (3")	100 m/m (4")	125 m/m (5")
1.0 m/m	✓	✓	✓
1.2 m/m	✓	✓	✓
1.5 m/m	✓	✓	✓
1.8 m/m	✓	✓	✓
2.0 m/m	✓	✓	✓
2.5 m/m	✓	✓	✓
3.0 m/m	✓	✓	✓

TJF HSS-CO O-RING 銑刀 O-Ring end mills



型號 NO.	外徑 D	刀幅 h	刃長 H	柄徑 d	全長 L
P08	11.5	2.1	25	12	100
P09	12.5				
P10	13.5				
P11	15.5	2.8		16	
P12	16.5				
P14	18.5				
P15	19.5				
P16	20.5				
P18	22.3	2.9			
P20	24.3		30	20	120
P21	25.3				
P22	26.3				
P24	30.3	4.4			
P25	31.3				
P30	36.3			25	
P35	41.3				
P40	46.3			32	

NACHI DLC高速鋁用銑刀

End mill is suitable for grooving of Aluminums.

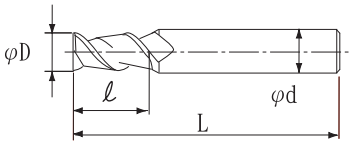

2DLCH

单位 (Unit) mm

外径 D	刃长 ℓ	全长 L	刀柄直径 d
8	20	65	8
10	25	75	10
12	30	80	12
16	40	95	16
20	45	110	20
25	50	120	25

外径 (mm) D		公差 (mm) Tolerance
超过 Above	以下 Up to	
	10	0~-0.020
10		0~-0.025

刀柄直径公差：h7
Tolerance of Shank Dia

LIST 6450

2DLCHE

单位 (Unit) mm

外径 D	刃长 ℓ	全长 L	刀柄直径 d
1	2	50	6
1.5	3	50	6
2	4	50	6
2.5	5	50	6
3	6	50	6
3.5	8	60	8
4	8	60	8
4.5	10	60	8
5	10	60	8
5.5	12	60	8
6	12	60	8
6.5	14	65	10
7	14	65	10
7.5	14	65	10
8	14	65	10
8.5	18	70	10
9	18	70	10
9.5	18	70	10
10	18	70	10
11	22	80	12
12	22	80	12
13	26	90	16
14	26	90	16
15	30	95	16
16	30	95	16
17	35	105	20
18	35	105	20
19	40	110	20
20	40	110	20

NACHI AG 粗铣刀标准型

AG-mill Roughing Regular Length Short

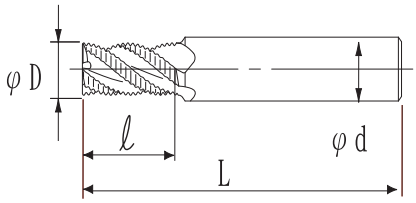

外径公差:± 0.1mm　　刀柄直径公差 h7
Tolerance of Mill Dia　Tolerance of Shank Dia

LIST 6484

How to order AGRERS

单位 (Unit) mm

外径 D	刃长 ℓ	全长 L	刀柄直径 d	刃数 N
6	15	60	6	4
7	20	65	10	4
8	20	65	10	4
9	25	75	10	4
10	25	75	10	4
11	30	80	12	4
12	30	80	12	4
14	35	90	16	4
15	35	90	16	4
16	40	95	16	4
18	40	105	20	4
20	45	110	20	4
22	45	110	20	4
24	50	120	25	5
25	50	120	25	5
28	55	125	25	5
30	55	140	32	5
32	60	145	32	6
35	60	145	32	6
40	65	150	32	6
45	70	155	42	6
50	70	160	42	6

泰精超硬刀具有限公司 TEL:886-2-29967563
TAI JENG MACHINERY TOOL CO., LTD

NACHI 細工銑刀2 刃型

End Mills Two Flutes

HSS Co　HELIX N

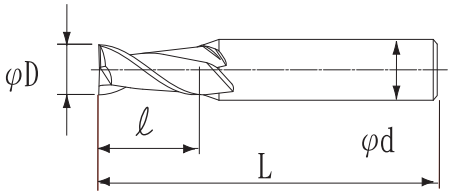

LIST 6272

単位（Unit）mm

外径 D	刃长 ℓ	全长 L	刀柄直径 d
1	2	50	6
1.1	2.5	50	6
1.2	2.5	50	6
1.3	3	50	6
1.4	3	50	6
1.5	3	50	6
1.6	3.5	50	6
1.7	3.5	50	6
1.8	4	50	6
1.9	4	50	6
2	4	50	6
2.1	4.5	50	6
2.2	4.5	50	6
2.3	5	50	6
2.4	5	50	6
2.5	5	50	6
2.6	5.5	50	6
2.7	5.5	50	6
2.8	6	50	6
2.9	6	50	6
3	6	50	6
3.1	6.5	50	6
3.2	6.5	50	6
3.3	7	50	6
3.4	7	50	6
3.5	8	60	8
3.6	8	60	8
3.7	8	60	8
3.8	8	60	8
3.9	8	60	8
4	8	60	8
4.1	9	60	8
4.2	9	60	8
4.3	10	60	8
4.4	10	60	8
4.5	10	60	8
4.6	10	60	8
4.7	10	60	8
4.8	10	60	8
4.9	10	60	8
5	10	60	8
5.1	12	60	8
5.2	12	60	8
5.3	12	60	8
5.4	12	60	8
5.5	12	60	8
5.6	12	60	8
5.7	12	60	8
5.8	12	60	8
5.9	12	60	8

外径 D	刃长 ℓ	全长 L	刀柄直径 d
6	12	60	8
6.1	14	65	8
6.2	14	65	8
6.3	14	65	8
6.4	14	65	8
6.5	14	65	10
6.6	14	65	10
6.7	14	65	10
6.8	14	65	10
6.9	14	65	10
7	14	65	10
7.1	14	65	10
7.2	14	65	10
7.3	14	65	10
7.4	14	65	10
7.5	14	65	10
7.6	14	65	10
7.7	14	65	10
7.8	14	65	10
7.9	14	65	10
8	14	65	10
8.1	18	70	10
8.2	18	70	10
8.3	18	70	10
8.4	18	70	10
8.5	18	70	10
8.6	18	70	10
8.7	18	70	10
8.8	18	70	10
8.9	18	70	10
9	18	70	10
9.1	18	70	10
9.2	18	70	10
9.3	18	70	10
9.4	18	70	10
9.5	18	70	10
9.6	18	70	10
9.7	18	70	10
9.8	18	70	10
9.9	18	70	10
10	18	70	10
10.1	22	80	12
10.2	22	80	12
10.3	22	80	12
10.4	22	80	12
10.5	22	80	12
10.6	22	80	12
10.7	22	80	12
10.8	22	80	12
10.9	22	80	12

NACHI 細工銑刀2 刃型

End Mills Two Flutes

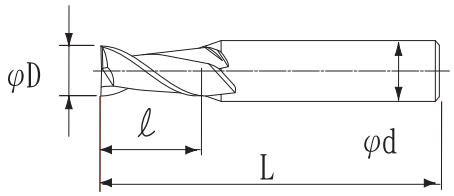

LIST 6272

単位 (Unit) mm

外径 D	刃长 ℓ	全长 L	刀柄直径 d
11	22	80	12
11.1	22	80	12
11.2	22	80	12
11.3	22	80	12
11.4	22	80	12
11.5	22	80	12
11.6	22	80	12
11.7	22	80	12
11.8	22	80	12
11.9	22	80	12
12	22	80	12
12.1	26	90	16
12.2	26	90	16
12.3	26	90	16
12.4	26	90	16
12.5	26	90	16
12.6	26	90	16
12.7	26	90	16
12.8	26	90	16
12.9	26	90	16
13	26	90	16
13.1	26	90	16
13.2	26	90	16
13.3	26	90	16
13.4	26	90	16
13.5	26	90	16
13.6	26	90	16
13.7	26	90	16
13.8	26	90	16
13.9	26	90	16
14	26	90	16
14.1	30	95	16
14.2	30	95	16
14.3	30	95	16
14.4	30	95	16
14.5	30	95	16
14.6	30	95	16
14.7	30	95	16
14.8	30	95	16
14.9	30	95	16
15	30	95	16
15.1	30	95	16
15.2	30	95	16
15.3	30	95	16
15.4	30	95	16
15.5	30	95	16
15.6	30	95	16
15.7	30	95	16
15.8	30	95	16
15.9	30	95	16

外径 D	刃长 ℓ	全长 L	刀柄直径 d
16	30	95	16
16.1	35	105	20
16.2	35	105	20
16.3	35	105	20
16.4	35	105	20
16.5	35	105	20
16.6	35	105	20
16.7	35	105	20
16.8	35	105	20
16.9	35	105	20
17	35	105	20
17.1	35	105	20
17.2	35	105	20
17.3	35	105	20
17.4	35	105	20
17.5	35	105	20
17.6	35	105	20
17.7	35	105	20
17.8	35	105	20
17.9	35	105	20
18	35	105	20
18.1	40	110	20
18.2	40	110	20
18.3	40	110	20
18.4	40	110	20
18.5	40	110	20
18.6	40	110	20
18.7	40	110	20
18.8	40	110	20
18.9	40	110	20
19	40	110	20
19.1	40	110	20
19.2	40	110	20
19.3	40	110	20
19.4	40	110	20
19.5	40	110	20
19.6	40	110	20
19.7	40	110	20
19.8	40	110	20
19.9	40	110	20
20	40	110	20

外径 (mm) D		公差 (mm) Tolerance
超过 Above	以下 Up to	
	10	0~-0.020
10		0~-0.025

刀柄直径公差：h7
Tolerance of Shank Dia

NACHI HV重切削铣刀
HEAVY End Mills



外径（mm）D		公差（mm） Tolerance
超过 Above	以下 Up to	
	3	+0.025~0
3	6	+0.030~0
6	10	+0.036~0
10	18	+0.043~0
18	30	+0.052~0

刀柄直径公差：h7 Tolerance of Shank Dia

LIST 6368

HV　　单位（Unit）mm

刃数 N	外径 D	刃长 ℓ	全长 L	刀柄直径 d
4	3	15	60	6
4	4	20	60	8
4	5	25	65	8
4	6	25	65	8
4	7	35	80	10
4	8	35	80	10
4	9	45	95	12
4	10	45	95	12
4	11	55	105	12
4	12	55	105	12

LIST 6366

HV　　单位（Unit）mm

刃数 N	外径 D	刃长 ℓ	全长 L	刀柄直径 d
4	3	9	50	6
4	4	12	60	8
4	5	15	60	8
4	6	15	60	8
4	7	20	65	10
4	8	20	65	10
4	9	25	75	12
4	10	25	75	12
4	11	30	80	12
4	12	30	80	12
4	13	35	90	16
4	14	35	90	16
4	15	40	95	16
4	16	40	95	16
4	17	40	105	20
4	18	40	105	20
4	19	45	110	20
4	20	45	110	20
4	21	45	110	20
4	22	45	110	20
4	23	50	120	25
4	24	50	120	25
4	25	50	120	25

NACHI G鍵槽铣刀
G End Mills for Keyway Two Flutes

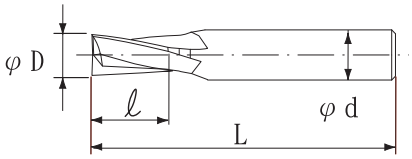

LIST 6244P　L Type　单位（Unit）mm

外径 D	外径允差 Tolerance of Mill	刃长 r	全长 L	刀柄直径 d
3	-0.02 -0.04	6	50	6
4		7	60	8
5		8	60	8
6		10	60	8
7		10	60	10
8		12	60	10
9		12	70	12
10		14	70	12
11		16	75	12
12		16	75	12
13		16	80	16
14		16	80	16
15		16	80	16
16		18	80	16
18		18	85	20
20		20	85	20

LIST 6244P　K Type　单位（Unit）mm

外径 D	外径允差 Tolerance of Mill	刃长 r	全长 L	刀柄直径 d
3	0 -0.02	6	50	6
4		7	60	8
5		8	60	8
6		10	60	8
7		10	60	10
8		12	60	10
9		12	70	12
10		14	70	12
11		16	75	12
12		16	75	12
13		16	80	16
14		16	80	16
15		16	80	16
16		18	80	16
18		18	85	20
20		20	85	20

LIST 6244P　H Type　单位（Unit）mm

外径 D	外径允差 Tolerance of Mill	刃长 r	全长 L	刀柄直径 d
3	+0.025 +0.005	6	50	6
4		7	60	8
5		8	60	8
6		10	60	8
7		10	60	10
8		12	60	10
9		12	70	12
10		14	70	12
11	+0.03 +0.01	16	75	12
12		16	75	12
13		16	80	16
14		16	80	16
15		16	80	16
16	+0.035 +0.015	18	80	16
18		18	85	20
20		20	85	20

NACHI SG-ESS钻头

SG-ESS Drills

SG FAX HELIX N 118° 135° 3RAKE 2RAKE

D<1.9 D>1.9 D>1.4 D<1.4

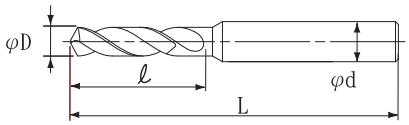

LIST 7572P

单位 (Unit) mm

直径 D	槽长 r	全长 L	刀柄直径 d
1.0	6	38	3
1.05	6	38	3
1.1	7	39	3
1.15	7	39	3
1.2	8	40	3
1.25	8	40	3
1.3	8	40	3
1.35	9	41	3
1.4	9	41	3
1.45	9	41	3
1.5	9	41	3
1.55	10	42	3
1.6	10	42	3
1.65	10	42	3
1.7	10	42	3
1.75	11	43	3
1.8	11	43	3
1.85	11	43	3
1.9	11	43	3
1.95	12	44	3
2.0	12	44	3
2.05	12	44	3
2.1	12	44	3
2.15	13	45	3
2.2	13	45	3
2.25	13	45	3
2.3	13	45	3
2.35	13	45	3
2.4	14	46	3
2.45	14	46	3
2.5	14	46	3
2.55	14	46	3
2.6	14	46	3
2.65	14	46	3
2.7	16	48	3
2.75	16	48	3
2.8	16	48	3
2.85	16	48	3
2.9	16	48	3
2.95	16	48	3
3.0	16	48	3
3.05	18	50	4
3.1	18	50	4
3.15	18	50	4
3.2	18	50	4
3.25	18	50	4
3.3	18	50	4
3.35	18	50	4
3.4	20	52	4
3.45	20	52	4

直径 D	槽长 r	全长 L	刀柄直径 d
3.5	20	52	4
3.55	20	52	4
3.6	20	52	4
3.65	20	52	4
3.7	20	52	4
3.75	20	52	4
3.8	22	54	4
3.85	22	54	4
3.9	22	54	4
3.95	22	54	4
4.0	22	54	4
4.05	22	66	6
4.1	22	66	6
4.15	22	66	6
4.2	22	66	6
4.25	22	66	6
4.3	24	68	6
4.35	24	68	6
4.4	24	68	6
4.45	24	68	6
4.5	24	68	6
4.55	24	68	6
4.6	24	68	6
4.65	24	68	6
4.7	24	68	6
4.75	24	68	6
4.8	26	70	6
4.85	26	70	6
4.9	26	70	6
4.95	26	70	6
5.0	26	70	6
5.05	26	70	6
5.1	26	70	6
5.15	26	70	6
5.2	26	70	6
5.25	26	70	6
5.3	26	70	6
5.35	28	72	6
5.4	28	72	6
5.45	28	72	6
5.5	28	72	6
5.55	28	72	6
5.6	28	72	6
5.65	28	72	6
5.7	28	72	6
5.75	28	72	6
5.8	28	72	6
5.85	28	72	6
5.9	28	72	6
5.95	28	72	6

NACHI SG-ESS钻头

SG-ESS Drills

D<1.9　D>1.9　D>1.4　D<1.4

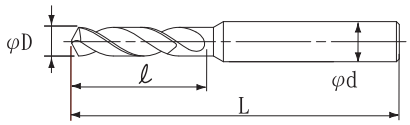

单位 (Unit)

直径 D	槽长 r	全长 L	刀柄直径 d
6.0	28	72	6
6.1	31	75	8
6.2	31	75	8
6.3	31	75	8
6.4	31	75	8
6.5	31	75	8
6.6	31	75	8
6.7	31	75	8
6.8	34	78	8
6.9	34	78	8
7.0	34	78	8
7.1	34	78	8
7.2	34	78	8
7.3	34	78	8
7.4	34	78	8
7.5	34	78	8
7.6	37	81	8
7.7	37	81	8
7.8	37	81	8
7.9	37	81	8
8.0	37	81	8
8.1	37	87	10
8.2	37	87	10
8.3	37	87	10
8.4	37	87	10
8.5	37	87	10
8.6	40	90	10
8.7	40	90	10
8.8	40	90	10
8.9	40	90	10
9.0	40	90	10
9.1	40	90	10
9.2	40	90	10
9.3	40	90	10
9.4	40	90	10
9.5	40	90	10
9.6	43	93	10
9.7	43	93	10
9.8	43	93	10
9.9	43	93	10
10.0	43	93	10
10.1	43	100	12
10.2	43	100	12
10.3	43	100	12
10.4	43	100	12
10.5	43	100	12
10.6	43	100	12
10.7	47	104	12
10.8	47	104	12
10.9	47	104	12

直径 D	槽长 r	全长 L	刀柄直径 d
11.0	47	104	12
11.1	47	104	12
11.2	47	104	12
11.3	47	104	12
11.4	47	104	12
11.5	47	104	12
11.6	47	104	12
11.7	47	104	12
11.8	47	104	12
11.9	51	108	12
12.0	51	108	12
12.1	51	108	12
12.2	51	108	12
12.3	51	108	12
12.4	51	108	12
12.5	51	108	12
12.6	51	108	12
12.7	51	108	12
12.8	51	108	12
12.9	51	108	12
13.0	51	108	12
13.5	72	132	16
14.0	72	132	16
14.5	76	136	16
15.0	76	142	20
15.5	80	146	20
16.0	80	146	20
16.5	84	150	20
17.0	84	150	20
17.5	87	153	20
18.0	87	153	20
18.5	90	156	20
19.0	90	164	25
19.5	94	168	25
20.0	94	168	25

齒輪牌斜柄鑽頭

DIN345 Milling Taper Drill

規格 D	刃長 H	全長 L	斜柄 MT #
13.5	108	189	1
13.8	108	189	1
14.0	108	189	1
14.5	120	212	2
15.0	120	212	2
15.5	120	218	2
16.0	120	210	2
16.5	125	223	2
17.0	125	223	2
17.5	130	228	2
18.0	130	228	2
18.5	135	233	2
19.0	135	233	2
19.5	140	238	2
20.0	140	238	2
20.5	145	243	2
21.0	145	243	2
21.5	150	248	2
22.0	150	248	2
22.5	155	253	2
23.0	155	253	2
23.5	160	281	3
24.0	160	281	3
24.5	160	281	3
25.0	160	281	3
25.5	165	286	3
26.0	165	286	3
26.5	170	291	3
27.0	170	291	3
27.5	170	291	3
28.0	170	291	3
28.5	175	296	3
29.0	175	296	3

規格 D	刃長 H	全長 L	斜柄 MT #
29.5	175	296	3
30.0	175	296	3
30.5	180	310	3
31.0	180	310	3
31.5	180	310	3
32.0	185	334	4
32.5	185	334	4
33.0	185	334	4
33.5	185	334	4
34.0	190	339	4
34.5	190	339	4
35.0	190	339	4
35.5	190	339	4
36.0	195	344	4
36.5	195	344	4
37.0	195	344	4
37.5	200	349	4
38.0	200	349	4
38.5	200	349	4
39.0	200	349	4
39.5	200	349	4
40.0	200	349	4
40.5	205	354	4
41.0	205	354	4
41.5	205	354	4
42.0	205	354	4
42.5	205	354	4
43.0	205	359	4
44.0	205	359	4
45.0	205	359	4
46.0	215	364	4
47.0	215	364	4
48.0	220	369	4

規格 D	刃長 H	全長 L	斜柄 MT #
49.0	220	369	4
50.0	220	369	4
51.0	230	420	5
52.0	230	420	5
53.0	230	420	5
54.0	230	420	5
55.0	230	422	5
56.0	235	422	5
57.0	235	422	5
58.0	235	422	5
59.0	235	422	5
60.0	235	422	5
61.0	235	422	5
62.0	240	427	5
63.0	240	427	5
64.0	240	427	5
65.0	245	427	5
66.0	245	432	5
67.0	245	432	5
68.0	245	432	5
69.0	245	432	5
70.0	250	437	5
71.0	250	437	5
72.0	250	437	5
73.0	250	437	5
74.0	255	442	5
75.0	255	442	5
76.0	255	442	5
77.0	255	442	5
78.0	260	447	5
79.0	260	514	6
80.0	260	514	6

泰精超硬刀具有限公司 TEL:886-2-29967563
TAI JENG MACHINERY TOOL CO., LTD

Okazaki HR 手鉸刀 (Hand Reamers)

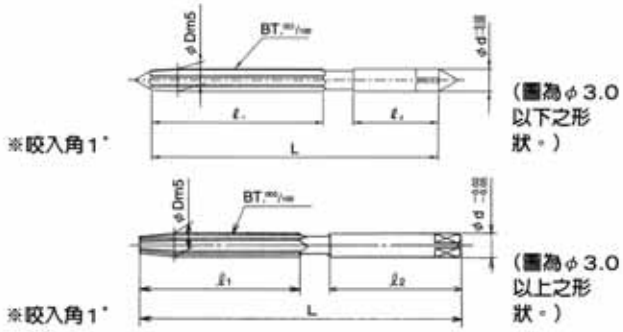

品番 TOOL No.	尺寸					
	刃徑 D	柄徑 d	刃長 ℓ1	柄長 ℓ2	全長 L	刃數 NT
HR010	1.0	2.0	20	15	40	4
HR011	1.1	2.0	20	15	40	4
HR012	1.2	2.0	25	15	45	4
HR013	1.3	2.0	25	15	45	4
HR014	1.4	2.0	25	15	45	4
HR015	1.5	3.0	25	19	50	4
HR016	1.6	3.0	25	19	50	4
HR017	1.7	3.0	25	19	50	4
HR018	1.8	3.0	30	19	55	4
HR019	1.9	3.0	30	19	55	4
HR020	2.0	3.0	30	23	60	4
HR021	2.1	3.0	30	23	60	4
HR022	2.2	3.0	30	23	60	4
HR023	2.3	3.0	30	23	60	4
HR024	2.4	3.0	30	23	60	4
HR025	2.5	3.0	35	23	65	4
HR026	2.6	3.0	35	23	65	4
HR027	2.7	3.0	35	23	65	4
HR028	2.8	3.0	35	23	65	4
HR029	2.9	3.0	35	23	65	4
HR030	3.0	3.0	40	23	72	6
HR031	3.1	3.0	40	23	72	6
HR032	3.2	3.0	40	23	72	6
HR033	3.3	3.0	40	23	72	6
HR034	3.4	3.0	40	23	72	6
HR035	3.5	3.5	40	26	75	6
HR036	3.6	3.5	40	26	75	6
HR037	3.7	3.5	40	26	75	6
HR038	3.8	3.5	40	26	75	6
HR039	3.9	3.5	40	26	75	6
HR040	4.0	4.0	40	30	80	6
HR041	4.1	4.0	40	30	80	6
HR042	4.2	4.0	40	30	80	6
HR043	4.3	4.0	40	30	80	6
HR044	4.4	4.0	40	30	80	6
HR045	4.5	4.5	45	30	85	6
HR046	4.6	4.5	45	30	85	6
HR047	4.7	4.5	45	30	85	6

品番 TOOL No.	尺寸					
	刃徑 D	柄徑 d	刃長 ℓ1	柄長 ℓ2	全長 L	刃數 NT
HR048	4.8	4.5	45	30	85	6
HR049	4.9	4.5	45	30	85	6
HR050	5.0	5.0	45	35	90	6
HR051	5.1	5.0	45	35	90	6
HR052	5.2	5.0	45	35	90	6
HR053	5.3	5.0	45	35	90	6
HR054	5.4	5.0	45	35	90	6
HR055	5.5	5.5	45	38	95	6
HR056	5.6	5.5	45	38	95	6
HR057	5.7	5.5	45	38	95	6
HR058	5.8	5.5	45	38	95	6
HR059	5.9	5.5	45	38	95	6
HR060	6.0	6.0	50	38	100	6
HR061	6.1	6.0	50	38	100	6
HR062	6.2	6.0	50	38	100	6
HR063	6.3	6.0	50	38	100	6
HR064	6.4	6.0	50	38	100	6
HR065	6.5	6.5	50	38	100	6
HR066	6.6	6.5	50	38	100	6
HR067	6.7	6.5	50	38	100	6
HR068	6.8	6.5	50	38	100	6
HR069	6.9	6.5	50	38	100	6
HR070	7.0	7.0	55	38	105	6
HR071	7.1	7.0	55	38	105	6
HR072	7.2	7.0	55	38	105	6
HR073	7.3	7.0	55	38	105	6
HR074	7.4	7.0	55	38	105	6
HR075	7.5	7.5	55	42	110	6
HR076	7.6	7.5	55	42	110	6
HR077	7.7	7.5	55	42	110	6
HR078	7.8	7.5	55	42	110	6
HR079	7.9	7.5	55	42	110	6
HR080	8.0	8.0	60	42	115	6
HR081	8.1	8.0	60	42	115	6
HR082	8.2	8.0	60	42	115	6
HR083	8.3	8.0	60	42	115	6
HR084	8.4	8.0	60	42	115	6
HR085	8.5	8.5	60	45	120	6

▼▼

Okazaki HR 手鉸刀 (Hand Reamers)

▼▼

品番 TOOL No.	尺寸					
	刃徑 D	柄徑 d	刃長 ℓ1	柄長 ℓ2	全長 L	刃數 NT
HR086	8.6	8.5	60	45	120	6
HR087	8.7	8.5	60	45	120	6
HR088	8.8	8.5	60	45	120	6
HR089	8.9	8.5	60	45	120	6
HR090	9.0	9.0	65	45	125	6
HR091	9.1	9.0	65	45	125	6
HR092	9.2	9.0	65	45	125	6
HR093	9.3	9.0	65	45	125	6
HR094	9.4	9.0	65	45	125	6
HR095	9.5	9.5	65	45	125	6
HR096	9.6	9.5	65	45	125	6
HR097	9.7	9.5	65	45	125	6
HR098	9.8	9.5	65	45	125	6
HR099	9.9	9.5	65	45	125	6
HR100	10.0	10.0	70	45	130	6
HR101	10.1	10.1	70	45	130	6
HR102	10.2	10.2	70	45	130	6
HR103	10.3	10.3	70	45	130	6
HR104	10.4	10.4	70	45	130	6
HR105	10.5	10.5	70	50	135	6
HR106	10.6	10.6	70	50	135	6
HR107	10.7	10.7	70	50	135	6
HR108	10.8	10.8	70	50	135	6
HR109	10.9	10.9	70	50	135	6
HR110	11.0	11.0	75	50	140	6
HR111	11.1	11.1	75	50	140	6
HR112	11.2	11.2	75	50	140	6
HR113	11.3	11.3	75	50	140	6
HR114	11.4	11.4	75	50	140	6
HR115	11.5	11.5	75	54	145	6
HR116	11.6	11.6	75	54	145	6
HR117	11.7	11.7	75	54	145	6
HR118	11.8	11.8	75	54	145	6
HR119	11.9	11.9	75	54	145	6
HR120	12.0	12.0	75	58	150	6
HR121	12.1	12.1	75	58	150	6
HR122	12.2	12.2	75	58	150	6
HR123	12.3	12.3	75	58	150	6

品番 TOOL No.	尺寸					
	刃徑 D	柄徑 d	刃長 ℓ1	柄長 ℓ2	全長 L	刃數 NT
HR124	12.4	12.4	75	58	150	6
HR125	12.5	12.5	80	58	155	6
HR126	12.6	12.6	80	58	155	6
HR127	12.7	12.7	80	58	155	8
HR128	12.8	12.8	80	58	155	8
HR129	12.9	12.9	80	58	155	8
HR130	13.0	13.0	80	62	160	8
HR131	13.1	13.1	80	62	160	8
HR132	13.2	13.2	80	62	160	8
HR133	13.3	13.3	80	62	160	8
HR134	13.4	13.4	80	62	160	8
HR135	13.5	13.5	85	62	165	8
HR136	13.6	13.6	85	62	165	8
HR137	13.7	13.7	85	62	165	8
HR138	13.8	13.8	85	62	165	8
HR139	13.9	13.9	85	62	165	8
HR140	14.0	14.0	85	62	165	8

泰精超硬刀具有限公司 TEL:886-2-29967563
TAI JENG MACHINERY TOOL CO., LTD

Okazaki SPCR 螺旋刃鉸刀 (Spiral Chucking Reamers)

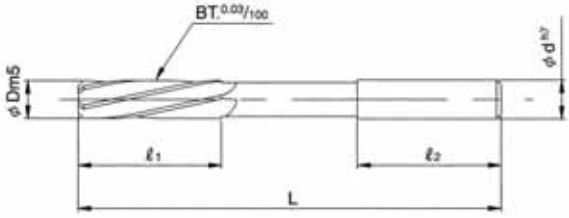

※左螺旋角20°，咬入角45°
※圖為φ3.0，以上之形狀

品番 TOOL No.	尺寸					
	刃徑 D	柄徑 d	刃長 ℓ1	柄長 ℓ2	全長 L	刃數 NT
SPCR020	2.0	2.0	11	20	49	4
SPCR021	2.1	2.0	11	20	49	4
SPCR022	2.2	2.0	11	20	49	4
SPCR023	2.3	2.0	12	25	53	4
SPCR024	2.4	2.0	12	25	53	4
SPCR025	2.5	2.5	14	27	57	4
SPCR026	2.6	2.5	14	27	57	4
SPCR027	2.7	2.5	14	27	57	4
SPCR028	2.8	2.5	14	27	57	4
SPCR029	2.9	2.5	14	27	57	4
SPCR030	3.0	3.0	15	30	61	4
SPCR031	3.1	3.0	15	30	61	4
SPCR032	3.2	3.0	15	30	61	4
SPCR033	3.3	3.0	15	30	61	4
SPCR034	3.4	3.0	15	30	61	4
SPCR035	3.5	3.5	15	30	61	4
SPCR036	3.6	3.5	15	30	61	4
SPCR037	3.7	3.5	15	30	61	4
SPCR038	3.8	3.5	15	30	61	4
SPCR039	3.9	3.5	15	30	61	4
SPCR040	4.0	4.0	19	32	75	6
SPCR041	4.1	4.0	19	32	75	6
SPCR042	4.2	4.0	19	32	75	6
SPCR043	4.3	4.0	19	32	75	6
SPCR044	4.4	4.0	19	32	75	6
SPCR045	4.5	4.0	21	35	80	6
SPCR046	4.6	4.0	21	35	80	6
SPCR047	4.7	4.0	21	35	80	6
SPCR048	4.8	4.0	21	35	80	6
SPCR049	4.9	4.0	21	35	80	6
SPCR050	5.0	5.0	23	35	86	6
SPCR051	5.1	5.0	23	35	86	6
SPCR052	5.2	5.0	23	35	86	6
SPCR053	5.3	5.0	23	35	86	6
SPCR054	5.4	5.0	23	35	86	6
SPCR055	5.5	5.0	26	40	93	6
SPCR056	5.6	5.0	26	40	93	6
SPCR057	5.7	5.0	26	40	93	6

品番 TOOL No.	尺寸					
	刃徑 D	柄徑 d	刃長 ℓ1	柄長 ℓ2	全長 L	刃數 NT
SPCR058	5.8	5.0	26	40	93	6
SPCR059	5.9	5.0	26	40	93	6
SPCR060	6.0	6.0	26	40	93	6
SPCR061	6.1	6.0	26	40	93	6
SPCR062	6.2	6.0	26	40	93	6
SPCR063	6.3	6.0	26	40	93	6
SPCR064	6.4	6.0	26	40	93	6
SPCR065	6.5	6.0	26	40	93	6
SPCR066	6.6	6.0	26	40	93	6
SPCR067	6.7	6.0	26	40	93	6
SPCR068	6.8	6.0	26	40	93	6
SPCR069	6.9	6.0	26	40	93	6
SPCR070	7.0	6.0	31	45	109	6
SPCR071	7.1	6.0	31	45	109	6
SPCR072	7.2	6.0	31	45	109	6
SPCR073	7.3	6.0	31	45	109	6
SPCR074	7.4	6.0	31	45	109	6
SPCR075	7.5	6.0	31	45	109	6
SPCR076	7.6	6.0	31	45	109	6
SPCR077	7.7	6.0	31	45	109	6
SPCR078	7.8	6.0	31	45	109	6
SPCR079	7.9	6.0	31	45	109	6
SPCR080	8.0	8.0	33	50	117	6
SPCR081	8.1	8.0	33	50	117	6
SPCR082	8.2	8.0	33	50	117	6
SPCR083	8.3	8.0	33	50	117	6
SPCR084	8.4	8.0	33	50	117	6
SPCR085	8.5	8.0	33	50	117	6
SPCR086	8.6	8.0	33	50	117	6
SPCR087	8.7	8.0	33	50	117	6
SPCR088	8.8	8.0	33	50	117	6
SPCR089	8.9	8.0	33	50	117	6
SPCR090	9.0	8.0	36	55	125	6
SPCR091	9.1	8.0	36	55	125	6
SPCR092	9.2	8.0	36	55	125	6
SPCR093	9.3	8.0	36	55	125	6
SPCR094	9.4	8.0	36	55	125	6
SPCR095	9.5	8.0	36	55	125	6

▼▼

Okazaki SPCR 螺旋刃鉸刀 (Spiral Chucking Reamers)

▼▼

品番 TOOL No.	尺寸					
	刃徑 D	柄徑 d	刃長 ℓ1	柄長 ℓ2	全長 L	刃數 NT
SPCR096	9.6	8.0	36	55	125	6
SPCR097	9.7	8.0	36	55	125	6
SPCR098	9.8	8.0	36	55	125	6
SPCR099	9.9	8.0	36	55	125	6
SPCR100	10.0	10.0	38	60	133	6
SPCR101	10.1	10.0	38	60	133	6
SPCR102	10.2	10.0	38	60	133	6
SPCR103	10.3	10.0	38	60	133	6
SPCR104	10.4	10.0	38	60	133	6
SPCR105	10.5	10.0	38	60	133	6
SPCR106	10.6	10.0	38	60	133	6
SPCR107	10.7	10.0	38	60	133	6
SPCR108	10.8	10.0	38	60	133	6
SPCR109	10.9	10.0	38	60	133	6
SPCR110	11.0	10.0	41	60	142	6
SPCR111	11.1	10.0	41	60	142	6
SPCR112	11.2	10.0	41	60	142	6
SPCR113	11.3	10.0	41	60	142	6
SPCR114	11.4	10.0	41	60	142	6
SPCR115	11.5	10.0	41	60	142	6
SPCR116	11.6	10.0	41	60	142	6
SPCR117	11.7	10.0	41	60	142	6
SPCR118	11.8	10.0	41	60	142	6
SPCR119	11.9	10.0	41	60	142	6
SPCR120	12.0	10.0	44	60	151	6
SPCR125	12.5	10.0	44	60	151	6
SPCR130	13.0	10.0	44	60	151	6
SPCR135	13.5	12.0	47	65	160	6

（英制）

SPCR3.175	3.175	3.0	15	30	61	4
SPCR6.35	6.35	6.0	26	40	93	6
SPCR9.525	9.525	8.0	36	55	125	6
SPCRH127	12.7	10.0	44	60	151	6

泰精超硬刀具有限公司 TEL:886-2-29967563
TAI JENG MACHINERY TOOL CO., LTD

G-KNCDL/KNCDL

加長型定點鑽頭

Starting Drills (Long)

HSS CO 材質 | G 鍍膜 | X 喰付 | 90° 先端角

	一般鋼,鑄鐵 SS400,S45C,FC (~25 HRC)	合金鋼 SCM,SK (25~35 HRC)	合金鋼 SCM,SK (35~40 HRC)	不銹鋼 SUS 420,440,304,316 (30~40 HRC)	銅合金 Copper alloy	鋁合金 Aluminum alloy
G-KNCDL	◎	◎	○	○	○	○
KNCDL	◎	○			○	○

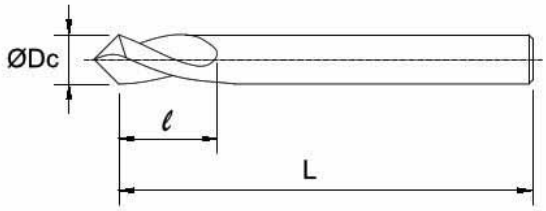

- 定位和倒角一次完成。
- 材質CO-HSS高鈷，加工耐磨耗。

直 徑 Dc	溝 長 ℓ	全 長 L
3.0	8.5	100
4.0	10	100
5.0	12.5	150
6.0	17	150
8.0	20	150
10.0	20	200
12.0	24	200
16.0	27	250
20.0	30	250
25.0	32.5	250

Made in Europe

鈷鋼-單刃倒角刀
Single flute Chamfering cutters

standard | TIN coating | HSS-E COBALT

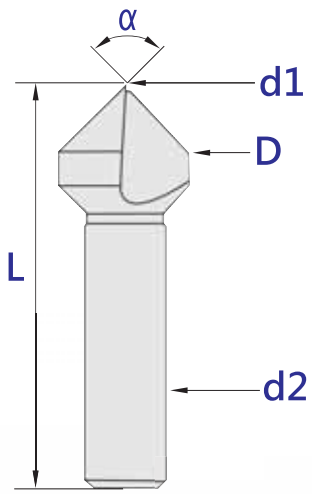

α	D	d 1	d 2	L
60°	10	1.0	6	49
	15	2.0	8	60
	20	2.0	10	72
	25	3.0	12	78
	30	3.0	12	99
90°	10	1.0	6	45
	15	2.0	8	55
	20	2.0	10	65
	25	3.0	12	78
	30	3.0	12	88
120°	10	1.0	6	43
	15	2.0	8	52
	20	2.0	10	61
	25	3.0	12	73
	30	3.0	12	66

● 提供TiN選擇　Provides coated TiN options

泰精超硬刀具有限公司 TEL:886-2-29967563
TAI JENG MACHINERY TOOL CO., LTD

Made in Europe

鈷鋼-三刃倒角刀
Three flutes Chamfering cutters

DIN 335-C | TIN coating | HSS-E COBALT

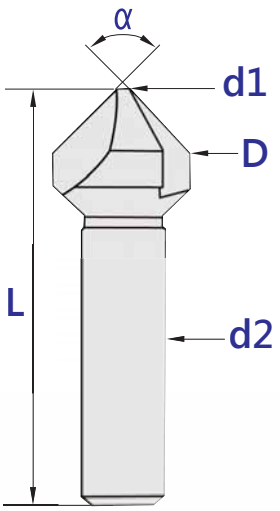

α	D	d 1	d 2	L
60°	12.4	2.8	8	60
	16.5	3.2	10	65
	20.5	3.5	10	69
	25	3.8	10	75
	31	4.2	12	81
90°	6.3	1.5	5	45
	8	2.0	6	50
	12.4	2.8	8	56
	16.5	3.2	10	60
	20.5	3.5	10	63
	25	3.8	10	67
	31	4.2	12	71
120°	12.4	2.8	8	54
	16.5	3.2	10	57
	20.5	3.5	10	59
	25	3.8	10	62
	31	4.2	12	65

● 提供TiN選擇　Provides coated TiN options

絲攻系列-(氧化處理)

SFT Spiral Flute Taps - JIS

品名規格	品名規格
EX-SFT-M02-0.4	EX-SFT-W1/8-40
EX-SFT-M03-0.5	EX-SFT-W3/16-24
EX-SFT-M04-0.7	EX-SFT-W1/4-20
EX-SFT-M05-0.8	EX-SFT-W5/16-18
EX-SFT-M06-1.0	EX-SFT-W3/8-16
EX-SFT-M08-1.25	EX-SFT-W1/2-12
EX-SFT-M10-1.5	EX-SFT-W5/8-11
EX-SFT-M12-1.75	EX-SFT-W3/4-10
EX-SFT-M14-2.0	EX-SFT-W1"-8
EX-SFT-M16-2.0	
EX-SFT-M18-2.5	
EX-SFT-M20-2.5	

POT Spiral Point Taps - JIS

品名規格	品名規格
EX-POT-M02-0.4	EX-POT-W1/8-40
EX-POT-M03-0.5	EX-POT-W3/16-24
EX-POT-M04-0.7	EX-POT-W1/4-20
EX-POT-M05-0.8	EX-POT-W5/16-18
EX-POT-M06-1.0	EX-POT-W3/8-16
EX-POT-M08-1.25	EX-POT-W1/2-12
EX-POT-M10-1.5	EX-POT-W5/8-11
EX-POT-M12-1.75	EX-POT-W3/4-10
EX-POT-M14-2.0	EX-POT-W1"-8
EX-POT-M16-2.0	
EX-POT-M18-2.5	
EX-POT-M20-2.5	

粉末高速鋼絲攻系列-(難切削材用)
(HRC20~45)
FOR DIFFICULT TO MACHINE MATERIALS

SFT Spiral Flute Taps - JIS

品名規格
CPM-SFT-M03-0.5
CPM-SFT-M04-0.7
CPM-SFT-M05-0.8
CPM-SFT-M06-1.0
CPM-SFT-M08-1.25
CPM-SFT-M10-1.5
CPM-SFT-M12-1.75
CPM-SFT-M16-2.0
CPM-SFT-W1/4-20
CPM-SFT-W5/16-18
CPM-SFT-W3/8-16
CPM-SFT-W1/2-12
CPM-SFT-W5/8-11
CPM-SFT-W3/4-10

POT Spiral Point Taps - JIS

品名規格
CPM-POT-M03-0.5
CPM-POT-M04-0.7
CPM-POT-M05-0.8
CPM-POT-M06-1.0
CPM-POT-M08-1.25
CPM-POT-M10-1.5
CPM-POT-M12-1.75
CPM-POT-M16-2.0

加長柄絲攻系列

LONG SHANK TAP SERIES

SFT Spiral Flute Taps - JIS

品名規格	品名規格
EX-LT-SFT-M03-0.5-100	EX-LT-SFT-M08-1.25-100
EX-LT-SFT-M03-0.5-120	EX-LT-SFT-M08-1.25-120
EX-LT-SFT-M03-0.5-150	EX-LT-SFT-M08-1.25-150
EX-LT-SFT-M04-0.7-100	EX-LT-SFT-M10-1.5-100
EX-LT-SFT-M04-0.7-120	EX-LT-SFT-M10-1.5-120
EX-LT-SFT-M04-0.7-150	EX-LT-SFT-M10-1.5-150
EX-LT-SFT-M05-0.8-100	EX-LT-SFT-M12-1.75-100
EX-LT-SFT-M05-0.8-120	EX-LT-SFT-M12-1.75-120
EX-LT-SFT-M05-0.8-150	EX-LT-SFT-M12-1.75-150
EX-LT-SFT-M06-1.0-100	
EX-LT-SFT-M06-1.0-120	
EX-LT-SFT-M06-1.0-150	

POT Spiral Point Taps - JIS

品名規格	品名規格
EX-LT-POT-M03-0.5-100	EX-LT-POT-M08-1.25-100
EX-LT-POT-M03-0.5-120	EX-LT-POT-M08-1.25-120
EX-LT-POT-M03-0.5-150	EX-LT-POT-M08-1.25-150
EX-LT-POT-M04-0.7-100	EX-LT-POT-M10-1.5-100
EX-LT-POT-M04-0.7-100	EX-LT-POT-M10-1.5-120
EX-LT-POT-M04-0.7-150	EX-LT-POT-M10-1.5-150
EX-LT-POT-M05-0.8-100	EX-LT-POT-M12-1.75-100
EX-LT-POT-M05-0.8-120	EX-LT-POT-M12-1.75-120
EX-LT-POT-M05-0.8-150	EX-LT-POT-M12-1.75-150
EX-LT-POT-M06-1.0-100	
EX-LT-POT-M06-1.0-120	
EX-LT-POT-M06-1.0-150	

管用斜牙絲攻系列

TAPER PIPE THREAD TAP SERIES

PT-短牙型

品名規格
S-PT-1/8-28
S-PT-1/4-19
S-PT-3/8-19
S-PT-1/2-14
S-PT-3/4-14
S-PT-1"-11

(SHORT THREAD)

NPT

品名規格
NPT-1/8-27
NPT-1/4-18
NPT-3/8-18
NPT-1/2-14
NPT-3/4-14

絲攻系列-(不銹鋼專用)

Spiral Fluted Taps for Stainless Steels

品名規格	品名規格
EX-SUS-M02-0.4	EX-SUS-W1/8-40
EX-SUS-M03-0.5	EX-SUS-W3/16-24
EX-SUS-M04-0.7	EX-SUS-W1/4-20
EX-SUS-M05-0.8	EX-SUS-W5/16-18
EX-SUS-M06-1.0	EX-SUS-W3/8-16
EX-SUS-M08-1.25	EX-SUS-W1/2-12
EX-SUS-M10-1.5	EX-SUS-W5/8-11
EX-SUS-M12-1.75	EX-SUS-W3/4-10
EX-SUS-M14-2.0	EX-SUS-W1"-8
EX-SUS-M16-2.0	
EX-SUS-M18-2.5	
EX-SUS-M20-2.5	

Spiral Pointed Taps for Stainless Steels

品名規格	品名規格
EX-SUS-M02-0.4	EX-SUS-W1/8-40
EX-SUS-M03-0.5	EX-SUS-W3/16-24
EX-SUS-M04-0.7	EX-SUS-W1/4-20
EX-SUS-M05-0.8	EX-SUS-W5/16-18
EX-SUS-M06-1.0	EX-SUS-W3/8-16
EX-SUS-M08-1.25	EX-SUS-W1/2-12
EX-SUS-M10-1.5	EX-SUS-W5/8-11
EX-SUS-M12-1.75	EX-SUS-W3/4-10
EX-SUS-M14-2.0	EX-SUS-W1"-8
EX-SUS-M16-2.0	
EX-SUS-M18-2.5	
EX-SUS-M20-2.5	

泰精超硬刀具有限公司 TEL:886-2-29967563
TAI JENG MACHINERY TOOL CO., LTD

康鉑多用途絲攻
Combo Taps for Multi Purpose

- 適用於鋼、不鏽鋼、鑄鐵和有色金屬材質
- For Steels, Stainless Steels, Cast Iron and Non-Ferrous Materials

POT Spiral Point Taps - JIS

公 制 M	英 制 W
M2 - 0.4	W 1/8 -40
M2.5 – 0.45	W 3/16 -24
M3 – 0.5	W 1/4 – 20
M4 – 0.7	W 5/16 – 18
M5 – 0.8	W 3/8 – 16
M6 – 1.0	W 1/2 - 12
M8 – 1.25	W 5/8 – 11
M10 – 1.5	W 3/4 -10
M12 – 1.75	W 1” - 8
M14 – 2.0	
M16 – 2.0	
M20 – 2.5	
M24 – 3.0	

SFT Spiral Flute Taps - JIS

公 制 M	英 制 W	美 制 UNC	美 制 UNF
M2 - 0.4	W 1/8 -40	UNC 2 – 56	UNF 1/4-28
M2.5 – 0.45	W 3/16 -24	UNC 4 - 40	UNF 5/16-24
M3 – 0.5	W 1/4 – 20	UNC 6 – 32	UNF 3/8-24
M4 – 0.7	W 5/16 – 18	UNC 8 – 32	UNF 1/2-20
M5 – 0.8	W 3/8 – 16	UNC 1/4 – 20	UNF 5/8-18
M6 – 1.0	W 1/2 - 12	UNC 5/16 - 18	UNF 1/2-20
M8 – 1.25	W 5/8 – 11	UNC 3/8 – 16	UNF 5/8-18
M10 – 1.5	W 3/4 -10	UNC 1/2 – 13	UNF 3/4-16
M12 – 1.75	W 1” - 8	UNC 5/8 – 11	
M14 – 2.0		UNC 3/4 - 10	
M16 – 2.0			
M20 – 2.5			
M24 – 3.0			
M30 - 3.5			
M36 – 4.0			

康鉑多用途短導牙絲攻
Combo Taps for Multi Purpose with Short Chamfer

- Chamfer-1.5P
- 導牙-1.5P

公 制 M	公 制 M
M2 - 0.4	M6 – 1.0
M3 – 0.5	M8 – 1.25
M4 – 0.7	M10 – 1.5
M5 – 0.8	M12 – 1.75

M式多用途螺旋絲攻
M Series Spiral Flute Taps

- Special Thread Structure ; Optimized Flute Geometry for Excellent Chip Flow
- 特殊牙型结構；優化的槽型更有利于排屑

SFT Spiral Flute Taps - JIS

公制 M	公制 M
M3 – 0.5	M10 – 1.5
M4 – 0.7	M12 – 1.75
M5 – 0.8	M14 – 2.0
M6 – 1.0	M16 – 2.0
M8 – 1.25	

粉末高速鋼螺旋絲攻
HSS-PM Spiral Flute Taps

- Powdered Metal Technology for a tough-chipping resistant cutting edge for long tool life
- 粉末冶金技術提高切削刃抗崩性，延長刀具壽命

SFT Spiral Flute Taps - JIS

公制 M	公制 M
M3 – 0.5	M10 – 1.5
M4 – 0.7	M12 – 1.75
M5 – 0.8	M14 – 2.0
M6 – 1.0	M16 – 2.0
M8 – 1.25	

泰精超硬刀具有限公司 TEL:886-2-29967563
TAI JENG MACHINERY TOOL CO., LTD

康鉑不銹鋼專用絲攻
Combo Taps for Stainless Steels

- For Stainless Steels
- 適用於不鏽鋼

POT Spiral Point Taps - JIS

公制 M	公制 M
M2 - 0.4	M8 – 1.25
M2.5 – 0.45	M10 – 1.5
M3 – 0.5	M12 – 1.75
M4 – 0.7	M14 – 2.0
M5 – 0.8	M16 – 2.0
M6 – 1.0	

SFT Spiral Flute Taps - JIS

公制 M	公制 M
M2 - 0.4	M8 – 1.25
M2.5 – 0.45	M10 – 1.5
M3 – 0.5	M12 – 1.75
M4 – 0.7	M14 – 2.0
M5 – 0.8	M16 – 2.0
M6 – 1.0	

康鉑長柄機械絲攻
Long Shank Combo Taps

POT Spiral Point Taps - JIS

公 制 M	公 制 M
M3 – 0.5-100L	M3 – 0.5-120L
M4 – 0.7-100L	M4 – 0.7-150L
M5 – 0.8-100L	M5 – 0.8-150L
M6 - 1.0-100L	M6 – 1.0-150L
M8 – 1.25-100L	M8 – 1.25-150L
M10 – 1.5-100L	M10 – 1.5-150L
M12 – 1.75-100L	M12 – 1.75-150L

SFT Spiral Flute Taps - JIS

公 制 M	公 制 M
M3 – 0.5-100L	M3 – 0.5-120L
M4 – 0.7-100L	M4 – 0.7-150L
M5 – 0.8-100L	M5 – 0.8-150L
M6 - 1.0-100L	M6 – 1.0-150L
M8 – 1.25-100L	M8 – 1.25-150L
M10 – 1.5-100L	M10 – 1.5-150L
M12 – 1.75-100L	M12 – 1.75-150L

中心鑽頭
Center Drills

HSS-EX

規格	d		角度	D		ℓ	L
	刃徑	公差	θ	柄徑	公差	刃長	全長
1.0	1.0	±0.05	60°	4	+0 -0.043	1.3	36
1.5	1.5	±0.05	60°	5		2.0	42
2.0	2.0	±0.08	60°	5		2.6	42
2.5	2.5	±0.08	60°	6		3.2	47
3.0	3.0	±0.08	60°	7.7	+0 -0.022	3.9	57
3.0	3.0	±0.08	60°	8		3.9	57
3.2	3.2	±0.08	60°	7.7		4.2	57
3.2	3.2	±0.08	60°	8		4.2	57
4.0	4.0	±0.08	60°	10		5.2	69
5.0	5.0	±0.12	60°	11	+0 -0.027	5.6	69
6.0	6.0	±0.12	60°	12	+0 -0.027	7..0	95



長柄 / Long Shank

HSS-EX

規格	d		角度	D		ℓ	L
	刃徑	公差	θ	柄徑	公差	刃長	全長
1.0	1.0	±0.05	60°	4	+0 -0.03	1.2	100 /150
1.5	1.5	±0.05	60°	5		1.9	100 /150
2.0	2.0	±0.08	60°	6		2.5	100 /150
2.5	2.5	±0.08	60°	8		3.1	100 /150
3.0	3.0	±0.08	60°	10	+0 -0.036	3.7	100 /150
4.0	4.0	±0.08	60°	10		5.0	100 /150
5.0	5.0	±0.08	60°	12	+0 -0.043	6.3	100 /150

泰精超硬刀具有限公司 TEL:886-2-29967563
TAI JENG MACHINERY TOOL CO., LTD

TJF　BT系列 高速刀桿　High speed precision collet chucks

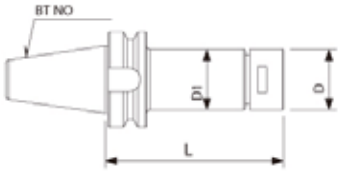

FIG1

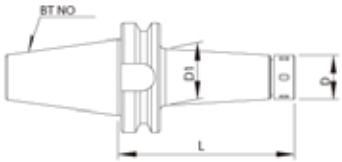

FIG2

Order No.	Fig	Ranger	D	D1	L	Nut	Wrench
BT30-PSK10-045	1	2.0-10.0	30	30	45	PSK10	PSK10
BT30-PSK10-060	1	2.0-10.0	30	30	60	PSK10	PSK10
BT30-PSK10-090	1	2.0-10.0	30	30	90	PSK10	PSK10
BT30-PSK10-130	1	2.0-10.0	30	30	130	PSK10	PSK10
BT30-PSK13-060	1	3.0-13.0	37	35	60	PSK13	PSK13
BT30-PSK13-075	1	3.0-13.0	37	35	75	PSK13	PSK13
BT30-PSK13-090	1	3.0-13.0	37	35	90	PSK13	PSK13
BT30-PSK13-130	1	3.0-13.0	37	35	130	PSK13	PSK13
BT30-PSK16-060	1	3.0-16.0	42	40	60	PSK16	PSK16
BT30-PSK16-090	1	3.0-16.0	42	40	90	PSK16	PSK16
BT30-PSK16-130	1	3.0-16.0	42	40	130	PSK16	PSK16
BT30-PSK20-060	1	3.0-20.0	51	50	60	PSK20	PSK20
BT30-PSK20-090	1	3.0-20.0	51	50	90	PSK20	PSK20
BT30-PSK25-090	1	4.0-25.0	56	55	90	PSK25	PSK25

Order No.	Fig	Ranger	D	D1	L	Nut	Wrench
BT40-PSK10-060	1	2.0-10.0	30	30	60	PSK10	PSK10
BT40-PSK10-090	1	2.0-10.0	30	30	90	PSK10	PSK10
BT40-PSK10-120	1	2.0-10.0	30	30	120	PSK10	PSK10
BT40-PSK10-150	2	2.0-10.0	30	34	150	PSK10	PSK10
BT40-PSK10-165	2	2.0-10.0	30	34	165	PSK10	PSK10
BT40-PSK10-200	2	2.0-10.0	30	36	200	PSK10	PSK10
BT40-PSK13-060	1	3.0-13.0	37	35	60	PSK13	PSK13
BT40-PSK13-090	1	3.0-13.0	37	35	90	PSK13	PSK13
BT40-PSK13-120	1	3.0-13.0	37	35	120	PSK13	PSK13
BT40-PSK13-150	2	3.0-13.0	37	40	150	PSK13	PSK13
BT40-PSK13-165	2	3.0-16.0	37	40	165	PSK13	PSK13
BT40-PSK13-200	2	3.0-13.0	37	42	200	PSK13	PSK13
BT40-PSK16-060	1	3.0-16.0	42	40	60	PSK16	PSK16
BT40-PSK16-090	1	3.0-16.0	42	40	90	PSK16	PSK16
BT40-PSK16-120	1	3.0-16.0	42	40	120	PSK16	PSK16
BT40-PSK16-150	2	3.0-16.0	42	46	150	PSK16	PSK16
BT40-PSK16-165	2	3.0-16.0	42	48	165	PSK16	PSK16
BT40-PSK16-200	2	3.0-16.0	42	50	200	PSK16	PSK16

TJF　BT系列 高速刀桿　High speed precision collet chucks

Order No.	Fig	Ranger	D	D1	L	Nut	Wrench
BT40-PSK20-060	1	3.0-20.0	51	50	60	PSK20	PSK20
BT40-PSK20-090	1	3.0-20.0	51	50	90	PSK20	PSK20
BT40-PSK20-120	1	3.0-20.0	51	50	120	PSK20	PSK20
BT40-PSK20-150	2	3.0-20.0	51	55	150	PSK20	PSK20
BT40-PSK20-200	2	3.0-20.0	51	55	200	PSK20	PSK20
BT40-PSK25-080	1	4.0-25.0	56	55	80	PSK25	PSK25
BT40-PSK25-120	1	4.0-25.0	56	55	120	PSK25	PSK25
BT40-PSK25-150	1	4.0-25.0	56	55	150	PSK25	PSK25
BT40-PSK25-200	1	4.0-25.0	56	55	200	PSK25	PSK25

Order No.	Fig	Ranger	D	D1	L	Nut	Wrench
BT50-PSK10-105	1	2.0-10.0	30	30	105	PSK10	PSK10
BT50-PSK10-135	1	2.0-10.0	30	30	135	PSK10	PSK10
BT50-PSK10-150	2	2.0-10.0	30	34	150	PSK10	PSK10
BT50-PSK10-165	2	2.0-10.0	30	34	165	PSK10	PSK10
BT50-PSK10-200	2	2.0-10.0	30	34	200	PSK10	PSK10
BT50-PSK13-105	1	3.0-13.0	37	35	105	PSK13	PSK13
BT50-PSK13-135	1	3.0-13.0	37	35	135	PSK13	PSK13
BT50-PSK13-150	2	3.0-13.0	37	40	150	PSK13	PSK13
BT50-PSK13-165	2	3.0-13.0	37	40	165	PSK13	PSK13
BT50-PSK13-200	2	3.0-13.0	37	42	200	PSK13	PSK13
BT50-PSK16-105	1	3.0-16.0	42	40	105	PSK16	PSK16
BT50-PSK16-135	1	3.0-16.0	42	40	135	PSK16	PSK16
BT50-PSK16-150	1	3.0-16.0	42	40	150	PSK16	PSK16
BT50-PSK16-165	2	3.0-16.0	42	46	165	PSK16	PSK16
BT50-PSK16-200	2	3.0-16.0	42	46	200	PSK16	PSK16
BT50-PSK20-105	1	3.0-20.0	51	50	105	PSK20	PSK20
BT50-PSK20-135	1	3.0-20.0	51	50	135	PSK20	PSK20
BT50-PSK20-150	1	3.0-20.0	51	50	150	PSK20	PSK20
BT50-PSK20-165	2	3.0-20.0	51	55	165	PSK20	PSK20
BT50-PSK20-200	2	3.0-20.0	51	55	200	PSK20	PSK20
BT50-PSK25-105	1	4.0-25.0	56	55	105	PSK25	PSK25
BT50-PSK25-135	1	4.0-25.0	56	55	135	PSK25	PSK25
BT50-PSK25-150	1	4.0-25.0	56	55	150	PSK25	PSK25
BT50-PSK25-165	2	4.0-25.0	56	60	165	PSK25	PSK25
BT50-PSK25-200	2	4.0-25.0	56	60	200	PSK25	PSK25

泰精超硬刀具有限公司 TEL:886-2-29967563
TAI JENG MACHINERY TOOL CO., LTD

TJF　PSK系列 螺帽/板手/筒夾

PFK system
Nut / Wrench /Collet

Order No.	D	L	M	Fig
PSK10	30	18.0	M22-1.25P	1
PSK13	37	21.0	M28-1.5P	2
PSK16	42	24.8	M32-1.5P	1
PSK20	51	25.0	M40-1.5P	3
PSK25	56	26.0	M45-1.5P	3

Order No.	A	L	Fig
PSK10	26.3	147	1
PSK13	33.3	177	1
PSK16	38.3	177	1
PSK20	50-53	230	2
PSK25	60-63	260	2

Order No.	D	L	d
PSK10	16	30	2.0 – 10.0 2.5 – 9.5
PSK13	20	39	3.0 – 13.0 3.5 – 12.5
PSK16	25	45	3.0 – 16.0 3.5 – 16.0
PSK20	30	50	3 4 6 8 10 12 14 16 18 20
PSK25	36	57	4 6 8 10 12 14 16 18 20 25

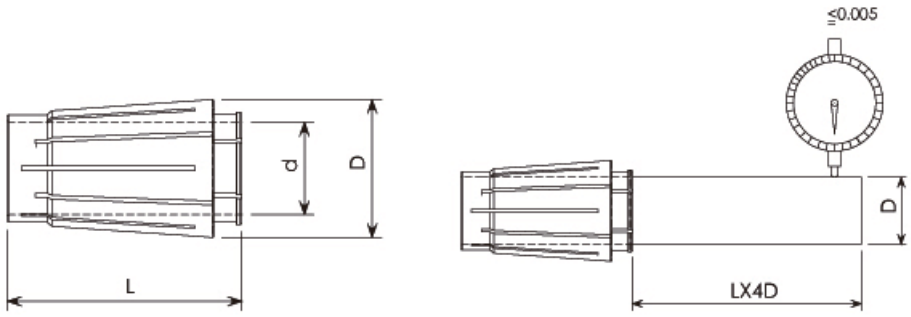

TJF　BT系列 高速刀桿　High speed precision collet chucks

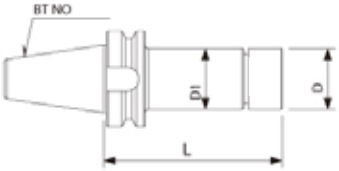

FIG1

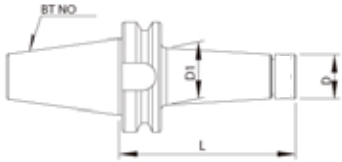

FIG2

● 高速螺帽 High Speed Nut

Order No.	Fig	Ranger	D	D1	L	Nut	Wrench
BT30-PSK10-045G	1	2.0-10.0	30	30	45	PSK10G	PSK10G
BT30-PSK10-060G	1	2.0-10.0	30	30	60	PSK10G	PSK10G
BT30-PSK10-090G	1	2.0-10.0	30	30	90	PSK10G	PSK10G
BT30-PSK10-130G	1	2.0-10.0	30	30	130	PSK10G	PSK10G
BT30-PSK13-060G	1	3.0-13.0	35	35	60	PSK13G	PSK13G
BT30-PSK13-075G	1	3.0-13.0	35	35	75	PSK13G	PSK13G
BT30-PSK13-090G	1	3.0-13.0	35	35	90	PSK13G	PSK13G
BT30-PSK13-130G	1	3.0-13.0	35	35	130	PSK13G	PSK13G
BT30-PSK16-060G	1	3.0-16.0	40	40	60	PSK16G	PSK16G
BT30-PSK16-090G	1	3.0-16.0	40	40	90	PSK16G	PSK16G
BT30-PSK16-130G	1	3.0-16.0	40	40	130	PSK16G	PSK16G
BT30-PSK20-060G	1	3.0-20.0	50	50	60	PSK20G	PSK20G
BT30-PSK20-090G	1	3.0-20.0	50	50	90	PSK20G	PSK20G
BT30-PSK25-090G	1	4.0-25.0	55	55	90	PSK25G	PSK25G

Order No.	Fig	Ranger	D	D1	L	Nut	Wrench
BT40-PSK10-060G	1	2.0-10.0	30	30	60	PSK10G	PSK10G
BT40-PSK10-090G	1	2.0-10.0	30	30	90	PSK10G	PSK10G
BT40-PSK10-120G	1	2.0-10.0	30	30	120	PSK10G	PSK10G
BT40-PSK10-150G	2	2.0-10.0	30	34	150	PSK10G	PSK10G
BT40-PSK10-165G	2	2.0-10.0	30	34	165	PSK10G	PSK10G
BT40-PSK10-200G	2	2.0-10.0	30	36	200	PSK10G	PSK10G
BT40-PSK13-060G	1	3.0-13.0	35	35	60	PSK13G	PSK13G
BT40-PSK13-090G	1	3.0-13.0	35	35	90	PSK13G	PSK13G
BT40-PSK13-120G	1	3.0-13.0	35	35	120	PSK13G	PSK13G
BT40-PSK13-150G	2	3.0-13.0	35	40	150	PSK13G	PSK13G
BT40-PSK13-165G	2	3.0-16.0	35	40	165	PSK13G	PSK13G
BT40-PSK13-200G	2	3.0-13.0	35	42	200	PSK13G	PSK13G
BT40-PSK16-060G	1	3.0-16.0	40	40	60	PSK16G	PSK16G
BT40-PSK16-090G	1	3.0-16.0	40	40	90	PSK16G	PSK16G
BT40-PSK16-120G	1	3.0-16.0	40	40	120	PSK16G	PSK16G
BT40-PSK16-150G	2	3.0-16.0	40	46	150	PSK16G	PSK16G
BT40-PSK16-165G	2	3.0-16.0	40	48	165	PSK16G	PSK16G
BT40-PSK16-200G	2	3.0-16.0	40	50	200	PSK16G	PSK16G

TJF　BT系列 高速刀桿　High speed precision collet chucks

● 高速螺帽 High Speed Nut

Order No.	Fig	Ranger	D	D1	L	Nut	Wrench
BT40-PSK20-060G	1	3.0-20.0	50	50	60	PSK20G	PSK20G
BT40-PSK20-090G	1	3.0-20.0	50	50	90	PSK20G	PSK20G
BT40-PSK20-120G	1	3.0-20.0	50	50	120	PSK20G	PSK20G
BT40-PSK20-150G	2	3.0-20.0	50	55	150	PSK20G	PSK20G
BT40-PSK20-200G	2	3.0-20.0	50	55	200	PSK20G	PSK20G
BT40-PSK25-080G	1	4.0-25.0	55	55	80	PSK25G	PSK25G
BT40-PSK25-120G	1	4.0-25.0	55	55	120	PSK25G	PSK25G
BT40-PSK25-150G	1	4.0-25.0	55	55	150	PSK25G	PSK25G
BT40-PSK25-200G	1	4.0-25.0	55	55	200	PSK25G	PSK25G

● 高速螺帽 High Speed Nut

Order No.	Fig	Ranger	D	D1	L	Nut	Wrench
BT50-PSK10-105G	1	2.0-10.0	30	30	105	PSK10G	PSK10G
BT50-PSK10-135G	1	2.0-10.0	30	30	135	PSK10G	PSK10G
BT50-PSK10-150G	2	2.0-10.0	30	34	150	PSK10G	PSK10G
BT50-PSK10-165G	2	2.0-10.0	30	34	165	PSK10G	PSK10G
BT50-PSK10-200G	2	2.0-10.0	30	34	200	PSK10G	PSK10G
BT50-PSK13-105G	1	3.0-13.0	37	35	105	PSK13G	PSK13G
BT50-PSK13-135G	1	3.0-13.0	37	35	135	PSK13G	PSK13G
BT50-PSK13-150G	2	3.0-13.0	37	40	150	PSK13G	PSK13G
BT50-PSK13-165G	2	3.0-13.0	37	40	165	PSK13G	PSK13G
BT50-PSK13-200G	2	3.0-13.0	37	42	200	PSK13G	PSK13G
BT50-PSK16-105G	1	3.0-16.0	42	40	105	PSK16G	PSK16G
BT50-PSK16-135G	1	3.0-16.0	42	40	135	PSK16G	PSK16G
BT50-PSK16-150G	1	3.0-16.0	42	40	150	PSK16G	PSK16G
BT50-PSK16-165G	2	3.0-16.0	42	46	165	PSK16G	PSK16G
BT50-PSK16-200G	2	3.0-16.0	42	46	200	PSK16G	PSK16G
BT50-PSK20-105G	1	3.0-20.0	51	50	105	PSK20G	PSK20G
BT50-PSK20-135G	1	3.0-20.0	51	50	135	PSK20G	PSK20G
BT50-PSK20-150G	1	3.0-20.0	51	50	150	PSK20G	PSK20G
BT50-PSK20-165G	2	3.0-20.0	51	55	165	PSK20G	PSK20G
BT50-PSK20-200G	2	3.0-20.0	51	55	200	PSK20G	PSK20G
BT50-PSK25-105G	1	4.0-25.0	56	55	105	PSK25G	PSK25G
BT50-PSK25-135G	1	4.0-25.0	56	55	135	PSK25G	PSK25G
BT50-PSK25-150G	1	4.0-25.0	56	55	150	PSK25G	PSK25G
BT50-PSK25-165G	2	4.0-25.0	56	60	165	PSK25G	PSK25G
BT50-PSK25-200G	2	4.0-25.0	56	60	200	PSK25G	PSK25G

TJF PSK系列 高速螺帽 / 軸承板手

PSK High Speed Nut / Bearing Wrench

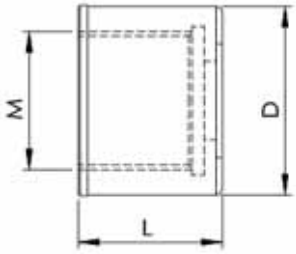

Order No.	D	L	M
PSK10G	30	18.0	M22-1.25P
PSK13G	35	21.0	M28-1.5P
PSK16G	40	24.8	M32-1.5P
PSK20G	50	25.0	M40-1.5P

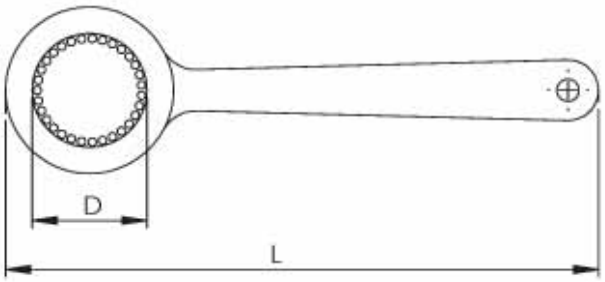

Order No.	D	L
PSK10G	30	145
PSK13G	35	145
PSK16G	40	175
PSK20G	50	195

泰精超硬刀具有限公司 TEL:886-2-29967563
TAI JENG MACHINERY TOOL CO., LTD

BT30 , BT40 , BT50 側固刀把
Sidelock End Mill Holder

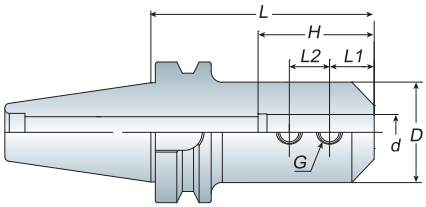

Model No.	d	D	L	L1	L2	H	G	Weight (kg)
BT30 SLA06-060	6	25	60	12	10	32	M6	0.60
SLA08-060	8	28	60	14	12	36	M8	0.65
SLA10-060	10	35	60	15	14	40	M10	0.70
SLA12-060	12	40	60	18	16	45	M10	0.80
SLA16-075	16	45	75	22	18	50	M10	0.80
SLA20-075	20	50	75	25	20	60	M12	1.10
SLA25-075	25	55	75	25	22	65	M12	1.10
BT40 SLA06-075	6	25	75	12	10	32	M6	1.20
-100	6	25	100	12	10	32	M6	1.30
SLA08-075	8	28	75	14	12	36	M8	1.25
-100	8	28	100	14	12	36	M8	1.40
SLA10-075	10	35	75	15	14	40	M10	1.35
-100	10	35	100	15	14	40	M10	1.50
SLA12-075	12	40	75	20	16	45	M10	1.45
-100	12	40	100	20	16	45	M10	1.65
SLA14-075	14	42	75	18	16	45	M10	1.50
-100	14	42	100	18	16	45	M10	1.75
SLA16-075	16	45	75	20	18	50	M10	1.50
-100	16	45	100	20	18	50	M10	1.85
SLA18-075	18	48	75	20	18	50	M12	1.60
-100	18	48	100	22	18	50	M12	1.90
SLA20-075	20	50	75	20	18	60	M12	1.60
-100	20	50	100	25	20	60	M12	2.00
SLA25-090	25	50	90	25	22	65	M12	1.60
-100	25	55	100	25	22	65	M12	2.00
SLA32-090	32	60	90	30	22	70	M16	2.00
SLA40-105	40	80	105	30	22	80	M16	3.10
SLA42-105	42	80	105	30	22	80	M16	3.10
BT50 SLA06-105/150/200	6	25	105/150/200	12	10	32	M6	4.10/4.30/4.60
SLA08-105/150/200	8	28	105/150/200	14	12	36	M8	4.10/4.35/4.65
SLA10-105/150/200	10	35	105/150/200	15	14	40	M10	4.20/4.50/5.10
SLA12-105/150/200	12	40	105/150/200	20	16	45	M10	4.35/4.80/5.30
SLA14-105	14	42	105	18	16	45	M10	4.35
SLA16-105/150/200	16	45	105/150/200	22	18	50	M10	4.45/4.90/5.60
-250/300	16	45	250/300	22	18	50	M10	6.60/6.90
SLA18-105	18	48	105	22	18	55	M10	4.50
SLA20-105/150/200	20	50	105/150/200	25	20	60	M12	4.50/5.20/5.90
-250/300	20	50	250/300	25	20	60	M12	6.60/7.75
SLA25-105/150/200	25	55	105/150/200	25	22	65	M12	4.60/5.40/6.50
-250/300	25	55	250/300	25	22	65	M12	7.00/8.50
SLA32-105/150/200	32	60	105/150/200	30	22	70	M16	4.70/5.80/6.60
-250/300	32	60	250/300	30	22	70	M16	7.60/9.30
SLA40-105/150/200	40	80	105/150/200	30	22	80	M16	5.40/7.00/9.00
-250	40	80	250	30	22	80	M16	10.80
SLA42-105/150/200	42	80	105/150/200	35	25	80	M20	5.50/7.00/8.90
-250	42	80	250	35	25	80	M20	10.80
SLA50.8-105	50.8	95	105	35	25	90	M20	6.00
SLA50.8-150	50.8	95	150	35	25	90	M20	8.50

直柄側固延長桿

Sidelock end Mill Holder

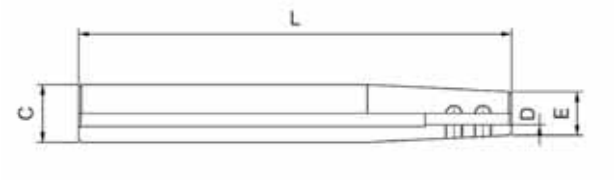

MODEL NO	C	D	L	E
C08-SL04-110	8	4	110	7.8
C10-SL04-150	10	4	150	9.8
C10-SL06-150	10	6	150	9.8
C12-SL04-150	12	4	150	10.5
C12-SL06-150	12	6	150	10.5

MODEL NO	C	D	L	E
C16-SL04-150	16	4	150	10
-SL04-200	16	4	200	10
-SL06-150	16	6	150	13
-200	16	6	200	13
C20-SL06-150	20	6	150	13
-200	20	6	200	13
-SL08-150	20	8	150	15
-200	20	8	200	15
-SL10-150	20	10	150	17
-200	20	10	200	17
-SL12-150	20	12	150	19
-200	20	12	200	19

MODEL NO	C	D	L	E
C32-SL10-150	32	10	150	17
-250	32	10	250	17
-350	32	10	350	17
-SL12-200	32	12	200	19
-250	32	12	250	19
-300	32	12	300	19
-SL16-200	32	16	200	23
-250	32	16	250	23
-300	32	16	300	23
-SL20-200	32	20	200	27
-250	32	20	250	27
-300	32	20	300	27

MODEL NO	C	D	L	E
C25-SL06-150	25	6	150	13
-200	25	6	200	13
-SL08-150	25	8	150	15
-200	25	8	200	15
250	25	8	250	15
-SL10-150	25	10	150	17
-200	25	10	200	17
-250	25	10	250	17
-300	25	10	300	17
-SL12-150	25	12	150	19
-200	25	12	200	19
-250	25	12	250	19
-SL16-150	25	16	150	23
-200	25	16	200	23
-250	25	16	250	23

MODEL NO	C	D	L	E
C42-SL10-200	42	10	200	17
-300	42	10	300	17
-SL12-200	42	12	200	19
-SL16-200	42	16	200	23
-300	42	16	300	23
-SL20-200	42	20	200	27
-300	42	20	300	27
-400	42	20	400	27
-SL25-200	42	25	200	32
-300	42	25	300	32
-400	42	25	400	32
-SL32-200	42	32	200	40
-300	42	32	300	40
-400	42	32	400	40

BT30 , BT40 , BT50 莫氏錐度刀把

Morse Taper Holder

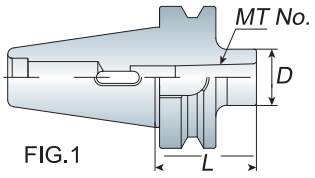

FIG.1

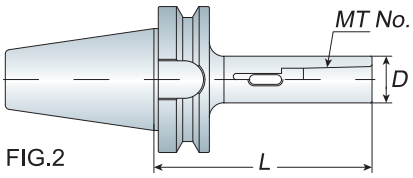

FIG.2

Model No.	FIG.	MT. NO.	D	L	Capacity			Weight (kg)
					Drill	Reamer	End mill	
BT30 MTA1-045	1	MTA1	25	45	2~14	5~14	10~14	0.50
-120	2	MTA1	25	120	2~14	5~14	10~14	0.80
MTA2-060	1	MTA2	32	60	14~23	14.5~23	16~22	0.60
-120	2	MTA2	32	120	14~23	14.5~23	16~22	1.00
MTA3-090	1	MTA3	40	90	23~32	24~32	24~32	0.90
-135	2	MTA3	40	135	23~32	24~32	24~32	1.30
BT40 MTA1-045	1	MTA1	25	45	2~14	5~14	10~14	1.10
-120	2	MTA1	25	120	2~14	5~14	10~14	1.40
-180	2	MTA1	25	180	2~14	5~14	10~14	1.70
MTA2-045	1	MTA2	32	45	14~23	14.5~23	16~22	1.10
-120	2	MTA2	32	120	14~23	14.5~23	16~22	1.60
-180	2	MTA2	32	180	14~23	14.5~23	16~22	2.00
MTA3-075	1	MTA3	40	75	23~32	24~32	24~32	1.20
-135	2	MTA3	40	135	23~32	24~32	24~32	1.90
-180	2	MTA3	40	180	23~32	24~32	24~32	2.40
MTA4-090	1	MTA4	50	90	32~50	32~50	35~50	1.50
-165	2	MTA4	50	165	32~50	32~50	35~50	2.60
BT50 MTA1-045	1	MTA1	25	45	2~14	5~14	10~14	3.80
-120	2	MTA1	25	120	2~14	5~14	10~14	4.20
-180	2	MTA1	25	180	2~14	5~14	10~14	4.50
MTA2-045	1	MTA2	32	45	14~23	14.5~23	16~22	3.80
-135	2	MTA2	32	135	14~23	14.5~23	16~22	4.40
-180	2	MTA2	32	180	14~23	14.5~23	16~22	4.70
MTA3-045	1	MTA3	40	45	23~32	24~32	24~32	3.60
-150	2	MTA3	40	150	23~32	24~32	24~32	4.70
-180	2	MTA3	40	180	23~32	24~32	24~32	5.10
MTA4-075	1	MTA4	50	75	32~50	32~50	35~50	3.80
-180	2	MTA4	50	180	32~50	32~50	35~50	5.50
MTA5-105	1	MTA5	65	105	50~75	50	40~75	4.10
-210	2	MTA5	65	210	50~75	50	40~75	6.80

莫氏延長鑽頭套筒

Morse Taper Extension

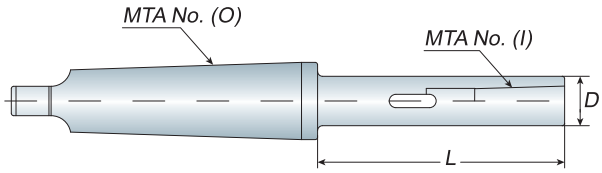

Model No.	MTA No. (O)	MTA No. (I)	D	L	Weight (kg)
MTA3-MTA1-L	MTA3	MTA1	20	100, 150	0. 65/0. 85
MTA3-MTA2-L		MTA2	25	100, 150	0. 70/0. 95
MTA3-MTA3-L		MTA3	32	150, 200	0. 70/1. 10/1. 10
MTA4-MTA2-L	MTA4	MTA2	25	100, 150, 200	0. 90/1. 20/1. 40
MTA4-MTA3-L		MTA3	32	120, 170, 220	1. 20/1. 40/1. 80
MTA4-MTA4-L		MTA4	38	150, 200, 250	1. 40/1. 90/2. 40
MTA5-MTA2-L	MTA5	MTA2	25	100, 150, 200	1. 90/2. 10/2. 30
MTA5-MTA3-L		MTA3	32	120, 150, 200	2. 10/2. 40/2. 60
MTA5-MTA4-L		MTA4	38	150, 200, 250	2. 40/4. 10/4. 90
MTA5-MTA5-L		MTA5	55/63	180, 200, 250, 300	4. 40/4. 90/ 6. 20/5. 70

直柄莫氏錐度套筒

Straight Shank

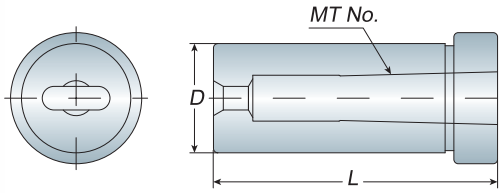

Model No.	D	L	Weight (kg)
C20 MTA1	20	60	0. 15
MTA2	20	71	0. 20
C25 MTA1	25	61	0. 25
MTA2	25	70	0. 30
C32 MTA1	32	61	0. 40
MTA2	32	70	0. 40
MTA3	32	90	0. 40
C42 MTA1	42	94	1. 10
MTA2	42	94	1. 10
MTA3	42	90	0. 90
MTA4	42	112	0. 80

BT30 BT40 ER刀桿
Spring collet Chuck

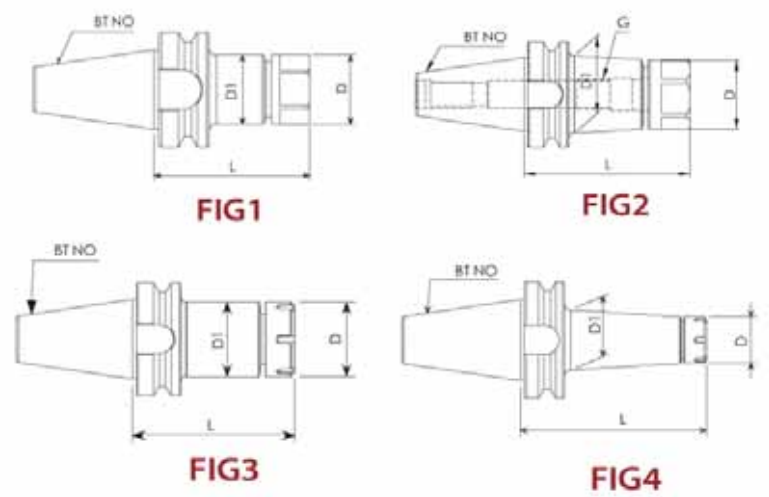

Order NO. 訂購編號	FIG	Range 夾持範圍	D	D1	L
BT30-ER11-060	1	1 - 7	19	19	60
BT30-ER11-100	2			22	100
BT30-ER16-060	1	1 - 10	28	28	60
BT30-ER16-070					70
BT30-ER16-100					100
BT30-ER20-060	1	1 - 13	34	34	60
BT30-ER20-070					70
BT30-ER20-100					100
BT30-ER25-060	3	1 — 16	42	42	60
BT30-ER25-100					100
BT30-ER32-060	3	2 - 20	50	50	60
BT30-ER32-100					100
BT40-ER11-070	1	1 - 7	19	19	70
BT40-ER11-100					100
BT40-ER16-070	1	1 - 10	28	28	70
BT40-ER16-100					100
BT40-ER16-125					125
BT40-ER16-150	2			32	150
BT40-ER16-200				34	200
BT40-ER20-070	1	1 - 13	34	34	70
BT40-ER20-100					100
BT40-ER20-125					125
BT40-ER20-150	2			40	150
BT40-ER20-200				42	200
BT40-ER25-070	3	1 — 16	42	42	70
BT40-ER25-080					80
BT40-ER25-100					100
BT40-ER25-125					125

BT40 BT50 ER刀桿
Spring collet Chuck

BT40-ER25-150	4	1 — 16	42	48	150
BT40-ER25-200				50	200
BT40-ER32-070	3	2 - 20	50	50	70
BT40-ER32-100					100
BT40-ER32-125					125
BT40-ER32-150	4			55	150
BT40-ER32-200					200
BT40-ER40-080	3	3 - 26	63	63	80
BT40-ER40-100					100
BT40-ER40-120					120
BT40-ER40-150					150
BT40-ER40-200					200
BT50-ER16-100	1	1 - 10	28	28	100
BT50-ER16-125					125
BT50-ER16-150	2			32	150
BT50-ER16-200				34	200
BT50-ER16-250				36	250
BT50-ER20-100	1	1 - 13	.	34	100
BT50-ER20-125					125
BT50-ER20-150	2		34	40	150
BT50-ER20-200				42	200
BT50-ER20-250				45	250
BT50-ER20-300				48	300
BT50-ER25-100	3	1 - 16	42	42	100
BT50-ER25-125					125
BT50-ER25-150					150
BT50-ER25-200	4			46	200
BT50-ER25-250				48	250
BT50-ER25-300				52	300
BT50-ER32-080	3	2 - 20	50	50	80
BT50-ER32-100					100
BT50-ER32-125					125
BT50-ER32-150					150
BT50-ER32-200	4			55	200
BT50-ER32-250				58	250
BT50-ER32-300				60	300
BT50-ER40-080	3	3 - 26	63	63	80
BT50-ER40-100					100
BT50-ER40-125					125
BT50-ER40-150					150
BT50-ER40-200	4			66	200
BT50-ER40-250				68	250

ER 彈性筒夾
Spring Collet

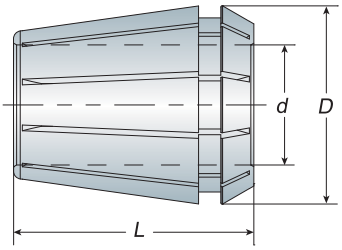

Metric Size

Model No.	D	L	d	Weight (kg)
ER08	8.5	13.5	1, 1.5, 2, 2.5, 3, 3.5, 4, 4.5, 5	0.01
ER11	11.5	18	1, 1.5, 2, 2.5, 3, 3.5, 4, 4.5, 5, 5.5, 6, 6.5, 7	0.01
ER16	17	27	1, 1.5, 2, 2.5, 3, 3.5, 4, 4.5, 5, 5.5, 6, 6.5, 7, 7.5, 8, 8.5, 9, 9.5, 10	0.03
ER20	21	31	1, 1.5, 2, 2.5, 3, 3.5, 4, 4.5, 5, 5.5, 6, 6.5, 7, 7.5, 8, 8.5, 9, 9.5, 10, 10.5, 11, 11.5, 12, 12.5, 13	0.04
ER25	26	35	2, 3, 4, 5, 6, 7, 8, 9, 10, 11, 12, 13, 14, 15, 16	0.07
ER32	33	40	2, 3, 4, 5, 6, 7, 8, 9, 10, 11, 12, 13, 14, 15, 16, 17, 18, 19, 20	0.15
ER40	41	46	3, 4, 5, 6, 7, 8, 9, 10, 11, 12, 13, 14, 15, 16, 17, 18, 19, 20, 21, 22, 23, 24, 25, 26	0.27
ER50	52	60	12, 14, 16, 18, 20, 22, 24, 26, 28, 30, 32, 34	0.45

must be assembled into the clamping nut before inserting into the chuck

ER08		ER11		ER16		ER20		ER25		ER32		ER40		ER50	
No.	Range	No.	Range	No.	Range	No.	Range	No.	Range	No.	Range	No.	Range	No.	Range
ER08-01	1.0	ER11-01	1.0	ER16-01	1.0~0.5	ER20-01	1.0~0.5	ER25-02	2.0~1.0	ER32-02	2.0~1.0	ER40-03	3.0~2.0	ER50-12	12~10
ER08-1.5	1.5	ER11-1.5	1.5	ER16-1.5	1.5~1.0	ER20-1.5	1.5~1.0	ER25-03	3.0~2.0	ER32-03	3.0~2.0	ER40-04	4.0~3.0	ER50-14	14~12
ER08-02	2.0~1.5	ER11-02	2.0~1.5	ER16-02	2.0~1.0	ER20-02	2.0~1.0	ER25-04	4.0~3.0	ER32-04	4.0~3.0	ER40-05	5.0~4.0	ER50-16	16~14
ER08-2.5	2.5~2.0	ER11-2.5	2.5~2.0	ER16-2.5	2.5~2.0	ER20-2.5	2.5~2.0	ER25-05	5.0~4.0	ER32-05	5.0~4.0	ER40-06	6.0~5.0	ER50-18	18~16
ER08-03	3.0~2.5	ER11-03	3.0~2.5	ER16-03	3.0~2.0	ER20-03	3.0~2.0	ER25-06	6.0~5.0	ER32-06	6.0~5.0	ER40-07	7.0~6.0	ER50-20	20~18
ER08-3.5	3.5~3.0	ER11-3.5	3.5~3.0	ER16-3.5	3.5~3.0	ER20-3.5	3.5~3.0	ER25-07	7.0~6.0	ER32-07	7.0~6.0	ER40-08	8.0~7.0	ER50-22	22~20
ER08-04	4.0~3.5	ER11-04	4.0~3.5	ER16-04	4.0~3.0	ER20-04	4.0~3.0	ER25-08	8.0~7.0	ER32-08	8.0~7.0	ER40-09	9.0~8.0	ER50-24	24~22
ER08-4.5	4.5~4.0	ER11-4.5	4.5~4.0	ER16-4.5	4.5~4.0	ER20-4.5	4.5~4.0	ER25-09	9.0~8.0	ER32-09	9.0~8.0	ER40-10	10~9.0	ER50-26	26~24
ER08-05	5.0~4.5	ER11-05	5.0~4.5	ER16-05	5.0~4.0	ER20-05	5.0~4.0	ER25-10	10~9.0	ER32-10	10~9.0	ER40-11	11~10	ER50-28	28~26
		ER11-5.5	5.5~5.0	ER16-5.5	5.5~5.0	ER20-5.5	5.5~5.0	ER25-11	11~10	ER32-11	11~10	ER40-12	12~11	ER50-30	30~28
		ER11-06	6.0~5.5	ER16-06	6.0~5.0	ER20-06	6.0~5.0	ER25-12	12~11	ER32-12	12~11	ER40-13	13~12	ER50-32	32~30
		ER11-6.5	6.5~6.0	ER16-6.5	6.5~6.0	ER20-6.5	6.5~6.0	ER25-13	13~12	ER32-13	13~12	ER40-14	14~13	ER50-34	34~32
		ER11-07	7.0~6.5	ER16-07	7.0~6.0	ER20-07	7.0~6.0	ER25-14	14~13	ER32-14	14~13	ER40-15	15~14		
				ER16-7.5	7.5~7.0	ER20-7.5	7.5~7.0	ER25-15	15~14	ER32-15	15~14	ER40-16	16~15		
				ER16-08	8.0~7.0	ER20-08	8.0~7.0	ER25-16	16~15	ER32-16	16~15	ER40-17	17~16		
				ER16-8.5	8.5~8.0	ER20-8.5	8.5~8.0			ER32-17	17~16	ER40-18	18~17		
				ER16-09	9.0~8.0	ER20-09	9.0~8.0			ER32-18	18~17	ER40-19	19~18		
				ER16-9.5	9.5~9.0	ER20-9.5	9.5~9.0			ER32-19	19~18	ER40-20	20~19		
				ER16-10	10~9.0	ER20-10	10~9.0			ER32-20	20~19	ER40-21	21~20		
						ER20-10.5	10.5~10					ER40-22	22~21		
						ER20-11	11~10					ER40-23	23~22		
						ER20-11.5	11.5~11					ER40-24	24~23		
						ER20-12	12~11					ER40-25	25~24		
						ER20-12.5	12.5~12					ER40-26	26~25		
						ER20-13	13~12								

ER 螺帽

Clamping Nut

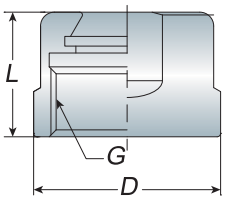

Fig.1

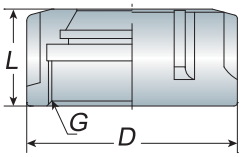

Fig.2

	Model No.	FIG.	D	L	Nm	G	Collet Type	Weight (kg)
Standard Nut 普通螺帽	ER11A	1	19	13	30	M14x0.75P	ER11	0.01
	ER16A	1	28	18.5	70	M22x1.5P	ER16	0.04
	ER20A	1	34	21	100	M25x1.5P	ER20	0.07
	ER25 UM/RD	2	42	21.5	130	M32x1.5P	ER25	0.11
	ER32 UM/RD	2	50	24	170	M40x1.5P	ER32	0.15
	ER40 UM/RD	2	63	26	220	M50x1.5P	ER40	0.30
	ER50 UM/RD	2	78	35		M64x2.0P	ER50	0.50

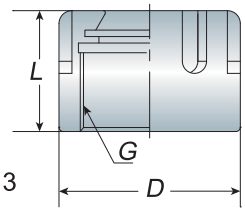

Fig.3

	Model No.	FIG.	D	L	Nm	G	Collet Type	Weight (kg)
M Type Nut M 型螺帽	ER08M	3	12	10.8	10	M10x0.75P	ER08	0.01
	ER11M	3	16	12	30	M13x0.75P	ER11	0.01
	ER16M	3	22	17	70	M19x1.0P	ER16	0.02
	ER20M	3	28	19.2	100	M24x1.0P	ER20	0.03

ER 板手

Wrench

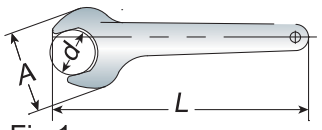

Fig.1

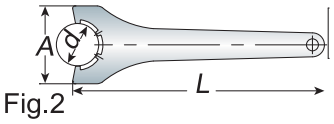

Fig.2

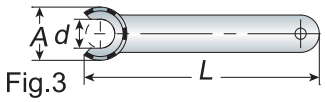

Fig.3

	Model No.	FIG.	A	d	L	Suit For	Weight (kg)
Standard Wrench 普通扳手	ER11A	1	29	17	140	ER11A	0.08
	ER16A	1	45	25	142	ER16A	0.12
	ER20A	1	54	30	162	ER20A	0.17
	ER25 UM/RD	2	65	37	206	ER25 UM/RD	0.22
	ER32 UM/RD	2	75	46.5	253	ER32 UM/RD	0.30
	ER40 UM/RD	2	90	58	289	ER40 UM/RD	0.36
	ER50 UM/RD	2	110	-	350	ER50 UM/RD	0.70

	Model No.	FIG.	A	d	L	Suit For	Weight (kg)
M Type Wrench M 型扳手	ER08M	3	13	-	75	ER08M	0.02
	ER11M	3	17	8.5	95	ER11M	0.03
	ER16M	3	22.5	12.5	117	ER16M	0.05
	ER20M	3	28.5	15.5	127	ER20M	0.07

直柄 ER 延長桿

STRAIGHT SHANK COLEET CHUCK

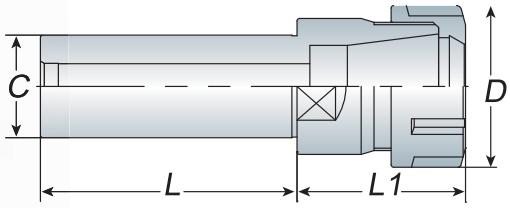

- Wrench must be ordered separately
- ER 扳手為另購品

Ordering Code	C	D	L	L1	Collet Type
C16-ER16A-050	16	28	50	35	ER16
C16-ER16A-100	16	28	100	35	ER16
C16-ER16A-150	16	28	150	35	ER16
C20-ER16A-050	20	28	50	35	ER16
C20-ER16A-100	20	28	100	35	ER16
C20-ER16A-150	20	28	150	35	ER16
C20-ER20A-050	20	34	50	40	ER20
C20-ER20A-100	20	34	100	40	ER20
C20-ER20A-150	20	34	150	40	ER20
C20-ER25-050	20	42	50	46	ER25
C20-ER25-100	20	42	100	46	ER25
C20-ER25-150	20	42	150	46	ER25
C25-ER16A-100	25	28	100	20	ER16
C25-ER16A-150	25	28	150	20	ER16
C25-ER20A-100	25	34	100	38	ER20
C25-ER20A-150	25	34	150	38	ER20
C25-ER25-100	25	42	100	42	ER25
C25-ER25-150	25	42	150	42	ER25
C25-ER32-080	25	50	80	58	ER32
C25-ER40-100	25	63	100	60	ER40
C32-ER25-060	32	42	60	46	ER25
C32-ER32-100	32	50	100	58	ER32
C32-ER32-150	32	50	150	58	ER32
C32-ER40-100	32	63	100	60	ER40
C40-ER32-100	40	50	100	52	ER32
C40-ER40-100	40	63	100	60	ER40

直柄 ER 延長桿 (M型)

STRAIGHT SHANK COLEET CHUCK

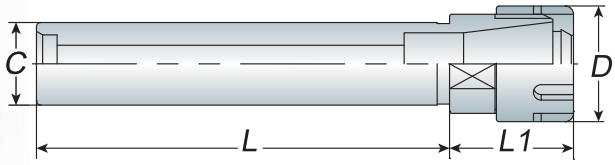

- W rench m ust be ordered separately.
- ER 扳手為另購品

Ordering Code	C	D	L	L1	Collet Type
C10-ER08M-100	10	12	100	15	ER08
C12-ER08M-100	12	12	100	15	ER08
C16-ER11M-050	16	16	50	15	ER11
C16-ER11M-100	16	16	100	15	ER11
C16-ER11M-150	16	16	150	15	ER11
C16-ER16M-050	16	22	50	32	ER16
C16-ER16M-100	16	22	100	32	ER16
C16-ER16M-150	16	22	150	32	ER16
C20-ER16M-050	20	22	50	32	ER16
C20-ER16M-100	20	22	100	32	ER16
C20-ER16M-150	20	22	150	32	ER16
C20-ER20M-050	20	28	50	40	ER20
C20-ER20M-100	20	28	100	40	ER20
C20-ER20M-150	20	28	150	40	ER20
C25-ER20M-050	25	28	50	40	ER20
C25-ER20M-100	25	28	100	40	ER20
C25-ER20M-150	25	28	150	40	ER20

BT30 , BT40 , BT50 強力型夾頭 (TAIWAN)

Milling Chuck

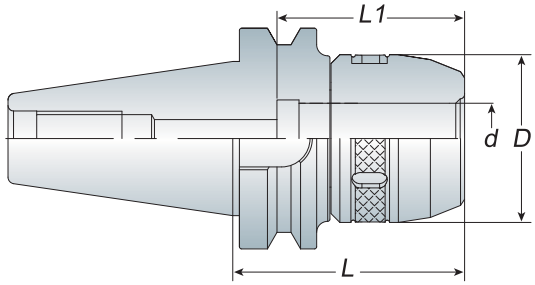

Model No.	Clamping Range	d	D	L	L1	Collet Type	Weight (kg)
BT30 ASC25-085	6~25	25	58	85	85	SC25	1.30
BT40 ASC25-090	6~25	25	58	90	85	SC25	1.90
-130	6~25	25	58	130	85	SC25	2.70
ASC32-095	6~32	32	68	95	95	SC32	2.20
-105	6~32	32	68	105	95	SC32	2.80
-130	6~32	32	68	130	95	SC32	3.30
BT50 ASC25-100	6~25	25	58	100	85	SC25	4.60
-150	6~25	25	58	150	85	SC25	5.50
ASC32-105	6~32	32	76	105	95	SC32	5.20
-150	6~32	32	76	150	95	SC32	6.40
-200	6~32	32	76	200	95	SC32	8.50
-250	6~32	32	76	250	95	SC32	9.70
ASC42-110	6~42	42	84	110	100	SC42	5.50
-160	6~42	42	84	160	100	SC42	7.60

Without Collet - Through holders 刀桿出水

With Collet - Through collets 筒夾出水

With CL Collet - Through tools 刀尖出水

- C-type wrench is attached for each ASC milling chuck.
- 每支 ASC 刀桿均附 1 支 C 型扳手

CL Type / Without Collet-Through Tools 刀尖出水

- ASC CL type is designed for coolant type-through tools.
- Please change name from ASC to ASC CL of each modle no. when ordering.
- ASC CL 為刀具出水設計，訂購時，請更改品名為 ASC-CL
- EX: BT40 ASC 20-80 CL

泰精超硬刀具有限公司 TEL:886-2-29967563
TAI JENG MACHINERY TOOL CO., LTD

直筒夾 (TAIWAN)

Straight Collet

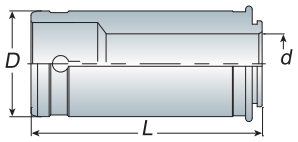

Model No.	D	d	L	Weight (kg)
SC12	12	3, 4, 5, 6, 7, 8, 9, 10	40	0. 02
SC16	16	3, 4, 5, 6, 7, 8, 9, 10, 11, 12	42	0. 06
SC20	20	4, 6, 8, 10, 12, 14, 16	52	0. 10
SC25	25	6, 8, 10, 12, 14, 16, 18, 20	63	0. 16
SC32 - Metric	32	6, 8, 10, 12, 14, 16, 18, 20, 25	71	0. 30
SC32 - Inch	32	1/4, 5/16, 3/8, 1/2, 5/8, 3/4, 1	71	0. 30
SC42	42	6, 8, 10, 12, 14, 16, 18, 20, 25, 32	71	0. 60

直筒夾 (JANPAN)

Straight Collet

NIKKEN

Style	L	KM Collet Code No
KM32	64.5	**KM32-** 6 , 8 , 10 , 12 , **16** , **20** , **25** ,
KM42	73(78)	**KM42-** 6 , 8 , 10 , 12 , 16 , **20** , **25** , **32**



SHOWA

CODE SC ⓓ1 - ⓓ2		ϕD3	L
SC20	-6·8·10·12·16	23.5	50
SC32	-6·8·10·12·16·20·25	37.5	70
SC42	-6·8·10·12·16·20·25·32	47.5	80

NIKKEN BT40 , BT50 強力型夾頭

Milling Chuck

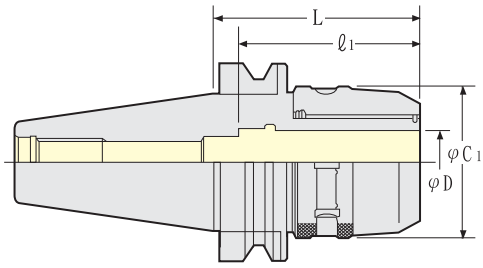

Ordering Code	C1	L	ℓ1	Collet
BT40-C32-085	69	85	77	6, 8, 10, 12, 16, 20, 25
BT40-C32-105	69	105	90	6, 8, 10, 12, 16, 20, 25
BT50-C32-105	69	105	105	6, 8, 10, 12, 16, 20, 25
BT50-C42-105	86	105	125	6, 8, 10, 12, 16, 20, 25, 32

SHOWA NT40 , NT50 強力型夾頭

Milling Chuck

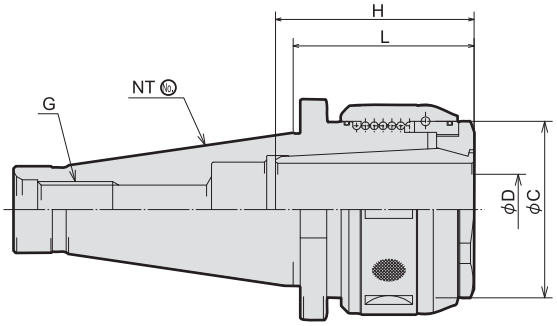

CODE		φD	L	φC	H	G
NT30W -CTH20	33004	20	62	60	50	w½-12
NT40 -CTH32	33008 (33028)	32	82.6	80	70(短)	⅝-11UNC (M16×2)
NT50 U(M)-CTH32	33010 (33030)	32	76.2	80	80	1-8UNC (M24×3)
-CTH42	33012 (33032)	42	82	95	90	

泰精超硬刀具有限公司 TEL:886-2-29967563
TAI JENG MACHINERY TOOL CO., LTD

BT40 , BT50 強力型夾頭(JAPAN)

Milling Chuck

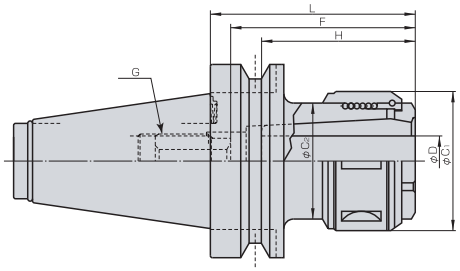

CODE			φD	L	φC1	φC2	H	G	F MIN.	F MAX.	SPRING COLLET	ADJUST SCREW	N/W (kg)
SBT40	-CTH16 -105	11192	16	105	52	50	50	M18×1.5	50	80	C16-(16)	OR-M18	1.9
	-135	11194		135									2.3
	-165	11196		165									2.7
	-CTH20 -090	11198	20	90	60	54	50	M18×1.5	50	75	C20-(20)	OR-M18	1.9
	-120	11200		120									2.4
	-CTH25 -105	11202	25	105	68	62	68	M28×1.5	68	85	C25-(25)	OR-M28	2.2
	-135	11204		135									2.9
	-165	11206		165									3.5
	-CTH32 -105	11208	32	105	80	62	70	M18×1.5	80	95	CS32-(32)	OR-M18	2.6
	-135	11210		135				M28×1.5				OR-M28	3.3
SBT50	-CTH16 -105	13402	16	105	52	50	50	M18×1.5	50	100	C16-(16)	OR-M18	4.2
	-135	13404		135									4.7
	-165	13406		165									5.2
	-CTH20 -105	13428	20	105	60	54	50	M18×1.5	50	100	C20-(20)	OR-M18	4.6
	-135	13430		135									5.1
	-165	13432		165									5.6
	-CTH25 -105	13408	25	105	68	62	68	M28×1.5	68	100	C25-(25)	OR-M28	4.6
	-135	13410		135									5.2
	-165	13412		165									6.0
	-CTH32 -105	13414	32	105	80	67.5	80	M36×1.5	80	100	C32-(32)	OR-M36	4.8
	-135	13416		135		75							5.9
	-165	13418		165									6.9
	-CTH42 -105	13420	42	105	95	79.5	90	M36×1.5	90	110	C42-(42)	OR-M36	5.2
	-135	13422		135		87							6.5
	-165	13424		165									7.7

※SBTタイプはBT2面拘束主軸対応ツーリングです。(BTタイプも対応致します)

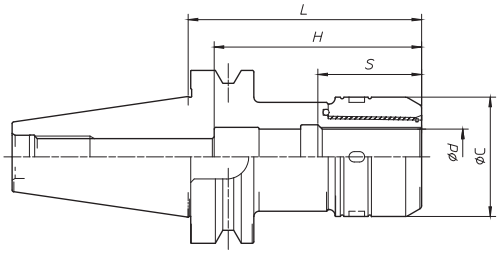

MODEL		φd	L	φC	S	H	ADJUST SCREW	COLLET	SPANNER	N/W (kg)
SBT40	-CS32-105	32	105	69	60	90	OR-CS32-M12	CW32-(D)	FK65-70	2.9
SBT50	-CS32-105	32	105	69	60	105	OR-CS32-M18	CW32-(D)	FK65-70	4.9
SBT50	-CS42-105	42	105	86	75	110	OR-CS42-M18	CW42-(D)	FK85-92	4.6

※SBTタイプはBT2面拘束主軸対応ツーリングです。(BTタイプも対応致します)

YL BT40 , BT50 快換式伸縮型攻牙刀桿

WFE QUICK CHANGE TAPPING CHUCK

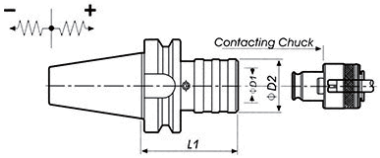

規格	攻牙能力	L1	ø D1	ø D2	伸縮長度		絲攻筒夾
					壓縮	伸長	
BT30-WF12	M3~M14	68	19	36	7.5	7.5	TC 312
BT30-WF20	M8~M24	94	31	53	12.5	12.5	TC 820
BT40-WF12	M3~M14	73	19	36	7.5	7.5	TC 312
BT40-WF20	M8~M24	94	31	53	12.5	12.5	TC 820
BT40-WF33	M14~M36	157	48	78	20.0	20.0	TC 1433
BT50-WF12	M3~M14	84	19	36	7.5	7.5	TC 312
BT50-WF20	M8~M24	103	31	53	12.5	12.5	TC 820
BT50-WF33	M14~M36	142	48	78	20.0	20.0	TC 1433

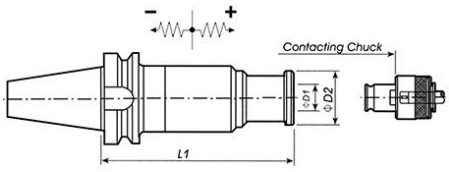

規格	攻牙能力	L1	ø D1	ø D2	伸縮長度		絲攻筒夾
					壓縮	伸長	
BT40-WFE12-135	M3~M14	135	19	46	15.0	20.0	TC 312
BT40-WFE12-165	M3~M14	165	19	46	15.0	20.0	TC 312
BT40-WFE20-135	M8~M24	135	31	58	15.0	15.0	TC 820
BT40-WFE20-165	M8~M24	165	31	58	15.0	15.0	TC 820
BT50-WFE12-135	M3~M14	135	19	46	15.0	20.0	TC 312
BT50-WFE12-165	M3~M14	165	19	46	15.0	20.0	TC 312
BT50-WFE20-165	M8~M24	165	31	58	15.0	15.0	TC 820
BT50-WFE33-200	M14~M36	200	48	75	20.0	20.0	TC 1433

泰精超硬刀具有限公司 TEL:886-2-29967563
TAI JENG MACHINERY TOOL CO., LTD

YL 快換式伸縮型攻牙刀桿

WF QUICK CHANGE TAPPING CHUCK

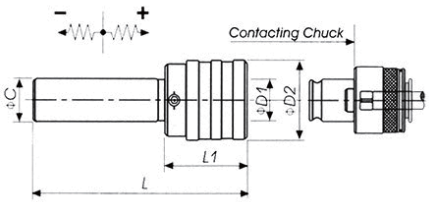

規格	攻牙能力	ø C	L	L1	ø D1	ø D2	伸縮長度		絲攻筒夾
							壓縮	伸長	
ST20-WF12	M3~M14	20	105	40	19	36	7.5	7.5	TC 312
ST20-WF20	M8~M24	20	120	65	31	53	12.5	12.5	TC 820
ST25-WF20	M8~M24	25	145	65	31	53	12.5	12.5	TC 820
ST32-WF20	M8~M24	32	145	65	31	53	12.5	12.5	TC 820
ST32-WF33	M14~M36	32	183	103	48	78	20	15	TC 1433

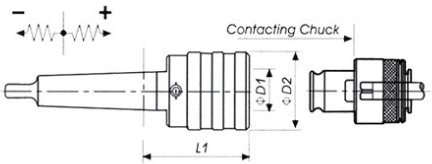

規格	攻牙能力	L1	ø D1	ø D2	伸縮長度		絲攻筒夾
					壓縮	伸長	
MT2-WF12	M3~M14	46	19	36	7.5	7.5	TC 312
MT3-WF12	M3~M14	46	19	36	7.5	7.5	TC 312
MT3-WF20	M8~M24	70	31	53	12.5	12.5	TC 820
MT4-WF20	M8~M24	77	31	53	12.5	12.5	TC 820
MT4-WF33	M14~M36	103	48	78	20	15	TC 1433

YL 快換式絲攻筒夾-扭力型

QUICK CHANGE TAP COLLET

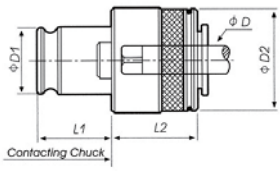

規格	攻牙能力	øD1	øD2	L1	L2
TC 312	M2~M14	19.0	32.0	21.5	25.0
TC 820	M6~M24	31.0	50.0	35.0	34.0
TC 1433	M14~M36	48.0	72.0	55.5	45.0

JIS絲攻			絲攻尺寸		訂購編號		
			柄徑øD	四方孔□	TC 312 (#1)	TC 820 (#2)	TC 1433 (#3)
M2			3.0	2.5	010-00		
M3		#5,#6	4.0	3.2	010-01		
M4	M4.5	#8	5.0	4.0	010-02		
M5	M5.5	#10	5.5	4.5	010-03		
M6		UNC1/4	6.0	4.5	010-04	020-00	
		UNC5/16	6.1	5.0	010-05		
M8	M7		6.2	5.0	010-06	020-01	
M10	M9	UNC3/8	7.0	5.5	010-07	020-02	
	M11	UNC7/16	8.0	6.0	010-08	020-03	
M12			8.5	6.5	010-09	020-04	
		UNC1/2	9.0	7.0	010-10	020-05	
M14	M15	UNC9/16	10.5	8.0	010-11	020-06	030-01
		UNC5/8	12.0	9.0		020-07	030-02
M16			12.5	10.0		020-08	030-03
M18		UNC3/4	14.0	11.0		020-10	030-05
M20			15.0	12.0		020-11	030-06
M22		UNC7/8	17.0	13.0		020-12	030-07
M24	M25		19.0[L]	15.0		020-13	030-08
M27	M26	UNC1	20.0	15.0			030-09
M28			21.0	17.0			030-10
		UNC1 1/8	22.0	17.0			030-11
M30			23.0	17.0			030-12
M32		UNC1 1/4	24.0	19.0			030-13
M33			25.0	19.0			030-14
M35	M34	UNC1 3/8	26.0	21.0			030-15
M36			28.0	21.0			030-16
	PT1/8		8.0	6.0	010-12	020-14	
	PT1/4		11.0	9.0	010-13	020-15	030-17
	PT3/8		14.0	11.0		020-16	030-18
	PT1/2		18.0	14.0		020-17	030-19
	PT3/4		23.0	17.0			030-20
	PT1		26.0	21.0			030-21

BT40 , BT50 扭力伸縮攻牙本體

Tension & Compression Tap Holder

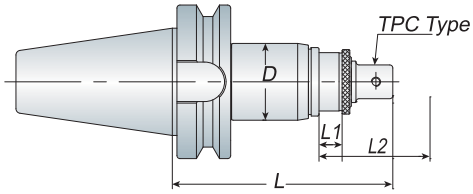

Model No.	D	L	L1	L2	Tapping Range	Collet Type	Weight (kg)
BT30 TPM316	50	140	10	20	M3~M16	TPC316	1.20
BT40 TPM316	50	140	10	20	M3~M16	TPC316	1.70
BT50 TPM316	50	150	10	20	M3~M16	TPC316	4.50
BT30 TPM830	66	190	10	25	M8~M30	TPC830	2.30
BT40 TPM830	66	180	10	25	M8~M30	TPC830	2.70
BT50 TPM830	66	180	10	25	M8~M30	TPC830	4.80
BT50 TPG830	75	265	10	80	M8~M30	TPC830	8.40

- L1: Compression, L2: Tension
- Quick change: Push back on the holder sleeve, and the tap collet is removable easily.

絲攻筒夾規格表

Tap Collet Specification

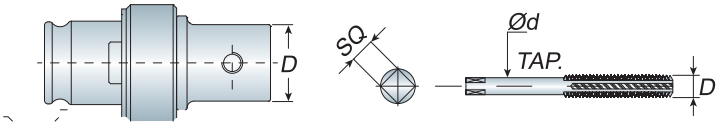

TPC316

JIS	Ød	□	D
TPC316 M03 W1/8	4	3.2	14
TPC316 M04	5	4	15
TPC316 M05 W3/16	5.5	4.5	16
TPC316 M06 W1/4	6	4.5	16
TPC316 M08	6.2	5	16
TPC316 M10 W3/8	7	5.5	18
TPC316 M12	8.5	6.5	19
TPC316 M14	10.5	8	20
TPC316 M16	12.5	10	22
TPC316 W5/16	6.1	5	15
TPC316 W7/16 PT1/8	8	6	17
TPC316 W1/2	9	7	18
TPC316 W5/8	12	9	22
TPC316 PT1/4	11	9	20

TPC830

JIS	Ød	□	D
TPC830 M08	6.2	5	16
TPC830 M10 W3/8	7	5.5	18
TPC830 M12	8.5	6.5	20
TPC830 M14	10.5	8	22
TPC830 M16	12.5	10	23
TPC830 M18 W3/4 PT3/8	14	11	24
TPC830 M20	15	12	26
TPC830 M22 W7/8	17	13	28
TPC830 M24	19	15	29
TPC830 M27 W1 PT5/8	20	15	30
TPC830 M30 PT3/4	23	17	34
TPC830 W5/16	6.1	5	16
TPC830 W7/16 PT1/8	8	6	18
TPC830 W1/2	9	7	20
TPC830 W5/8	12	9	23
TPC830 PT1/4	11	9	22
TPC830 PT1/2	18	14	29

DT 24/33 旋臂鑽床攻牙組

Drill Taper Set

DT24 / DT33 Drill Taper Set Consists:

- Taper holder (body) x1pc
- DT24 / DT33 JTA6 + 13H-JT6 x 1 set
- Drill Sleeves x 2pcs
- Tap collets x 6pcs
- L type adjusting wrench x 1pc

DT24/DT33 旋臂鑽床攻牙組：

- 旋臂攻牙本體 x 1pc
- DT24 / DT33 JTA6 + 13H-JT6 x 1 set
- 鑽頭套筒 x 2pcs
- 絲攻筒夾 x 6pcs
- L 型調整板手 x 1pc

STANDARD SET - 標準組

Model No.	Taper Holder	Standard Size	Weight (kg)
DT24 MTA2 - 10PCS/SET	DT24 MTA2 Holder	JTA6+13H-JT6	8.10
MTA3 - 10PCS/SET	MTA3 Holder	DT24-M4, M6, M8, M10	8.30
MTA4 - 10PCS/SET	MTA4 Holder	M12, M16	8.60
MTA5 - 10PCS/SET	MTA5 Holder	DT24-MT1, DT24-MT2	9.50
DT33 MTA3 - 10PCS/SET	DT33 MTA3 Holder	JTA6+13H-JT6	11.30
MTA4 - 10PCS/SET	MTA4 Holder	DT33-M8, M10, M12 M16, M20, M24	11.70
MTA5 - 10PCS/SET	MTA5 Holder	DT33-MT2, DT33-MT3	12.60

- Optional: DT33 APU13
- 另有 DT33 APU13 可供選購

Taper Holder Sleeve

旋臂攻牙本體絲攻套筒

Model No.	Weight (kg)
DT24 MTA2 Holder	1.85
MTA3 Holder	1.95
MTA4 Holder	2.30
MTA5 Holder	3.20
DT33 MTA3 Holder	3.35
MTA4 Holder	3.65
MTA5 Holder	4.60

Model No.	Weight (kg)
DT24-MT1	0.40
-MT2	0.40
-MT3	0.70
DT33-MT1	0.60
-MT2	0.70
-MT3	0.70
-MT4	0.70

Tap Collet

絲攻筒夾

Model No.	Tap Collet	Weight (kg)
DT24	M4, M5, M6, M8, M10, M12, M14, M16, M18, M20, M22, M24 W3/16, W1/4, W5/16, W3/8, W7/16, W1/2, W5/8, W3/4, W7/8, W1 PT1/8, PT1/4, PT3/8, PT1/2	0.35
DT33	M6, M8, M10, M12, M14, M16, M18, M20, M22, M24, M27, M30, M32, M33, M34, M36 W1/4, W5/16, W3/8, W7/16, W1/2, W5/8, W3/4, W7/8, W1, W1-1/8, W1-1/4 PT1/8, PT1/4, PT3/8, PT1/2, PT3/4, PT1	0.60

- DT24 / DT33 taper holder could be ordered with standard set or choice each size separately.
- The drill taper holder could be adjusted the torque with HIGH or LOW according to the tapped material.
- When ordering tap collet, please specify shank diameter (Ød) and square Size (SQ/□).
- DT24 / DT33 攻牙組可選擇標準組整組訂購，也可依照需求分別購買
- DT24 / DT33 本體具有調整扭力功能，並可依照攻牙需求做扭力強 (H)或弱 (L)之調整
- 請於訂購時，確認絲攻筒夾之柄徑 (Ød)和四角孔(SQ/□)

YL 直結式自動夾頭

DRILL CHUCK HOLDER

Description / Code No.	Type	Capacity		N.W. (kg)
		mm	inch	
103008	BT30-APU08-80	0.3-8	1/64-5/16	1.0
103013	BT30-APU13-110	0.3-13	1/64-1/2	1.5
104008	BT40-APU08-85	0.3-8	1/64-5/16	1.3
104013	BT40-APU13-95	0.3-13	1/64-1/2	2.0
104016	BT40-APU16-130	3-16	1/8-5/8	2.6
105013	BT50-APU13-110	0.3-13	1/64-1/2	4.4
105013-1	BT50-APU13-180	0.3-13	1/64-1/2	5.2
105016	BT50-APU16-130	3-16	1/8-5/8	4.8
113008	NT30-APU08-80	0.3-8	1/64-5/16	1.0
113013	NT30-APU13-100	0.3-13	1/64-1/2	1.5
114008	NT40-APU08-85	0.3-8	1/64-5/16	1.2
114013	NT40-APU13-90	0.3-13	1/64-1/2	1.8
114016	NT40-APU16-130	3-16	1/8-5/8	2.2
115013	NT50-APU13-120	0.3-13	1/64-1/2	2.5
115016	NT50-APU16-130	3-16	1/8-5/8	2.8

帶刀柄式
擁有可搭配不同刀柄座規格之多重選擇；
當您使用於綜合切削機時，它能讓您迅速的更換

TOOL SHANK TYPE
Multi-choices of mounting specification offers quick changeover on machining center.

#127 系列 特重型系列

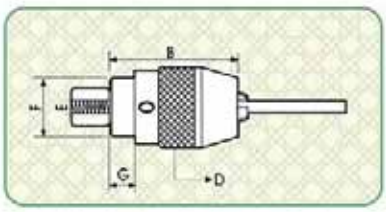

Description / Code No.	Type	Capacity		Male Taper	B	D	E	F	G	Weight
		mm	inch		mm	mm	mm	mm	mm	(g)
12708	8S	0.3-8	1/64-5/16	MT2	60.5	37.5	M6 ↳P1.0	30	10	398
12713	13S	0.3-13	1/64-1/2	MT3	80.5	50.5	M8 ↳P1.25	38	15	958
12716	16S	3-16	1/8-5/8	MT3	85	57	M8 ↳P1.25	43	16	1252

YL 整體式自動夾頭

INTEGRATED KEYLESS CHUCK

D-TYPE

MT-TYPE

Description / Code No.	Size	Capacity		Taper Mount No.	Length (mm)		Outer Dia.(mm)	Weight(g)
		mm	inch	DIN or Jacobs	Open	Closed		
11012-3	3S	0.3-3	1/64-1/8	D12	89	92	24	140
11016-6	6S	0.3-6	1/64-1/4	D16	104	110	33	335
11020-8	8S	0.3-8	1/64-5/16	D20	126	135	38	520
11020	13S	0.3-13	1/64-1/2	D20	145	157	50	1000
11025	13S	0.3-13	1/64-1/2	D25	160	172	50	1130
11032	13S	0.3-13	1/64-1/2	D32	168	181	50	1380
11020-16	16S	3-16	1/8-5/8	D20	150	162	58	1280
11025-16	16S	3-16	1/8-5/8	D25	165	177	58	1410
11032-16	16S	3-16	1/8-5/8	D32	165	188	58	1660
11002-8	8S	0.3-8	1/64-5/16	MT2	138	147	38	465
11002	13S	0.3-13	1/64-1/2	MT2	160	172	50	940
11003	13S	0.3-13	1/64-1/2	MT3	180	192	50	1090
11004	13S	0.3-13	1/64-1/2	MT4	209	223	50	1750
11003-16	16S	3-16	1/8-5/8	MT3	180	192	58	1560
11004-16	16S	3-16	1/8-5/8	MT4	220	232	58	1840

整體式設計，構造堅固，減少公差質，適用於CNC鑽床、銑床設備及重負荷使用，所有零件都經處理及精密研磨。

The integrated design is solid and highly precise and accurate.
Suitable for CNC machines and machining center.
All parts are ground, heat treated, surface treated and under specific QC condition.

泰精超硬刀具有限公司 TEL:886-2-29967563
TAI JENG MACHINERY TOOL CO., LTD

YL 自動夾頭系列

KEYLESS DRILL CHUCK

S-TYPE 特重型系列

Extremely high accuracy and precision design, suitable for CNC machining and machining center. All parts are ground, heat treated, surface treated and under specific QC condition.

S-TYPE

Description / Code No.	Size	Capacity		Taper Mount No.	Length (mm)		Outer Dia (mm)	Weight(g)
		mm	inch	DIN or Jacobs	Open	Closed		
12200	3S	0.3-3	1/64-1/8	JT0	45	48	25	120
12201	6S	0.3-6	1/64-1/4	JT1	63	69	34	310
12201-1	8S	0.3-8	1/64-5/16	JT1	68	76	38	395
12202-1	10S	0.3-10	1/64-3/8	JT2	80	92	43	610
12202-4	10S	0.3-10	1/64-3/8	B12	80	92	43	610
12203-2	13S	0.3-13	1/64-1/2	JT6	90	102	49	920
12203-4	13S	0.3-13	1/64-1/2	B16	90	102	49	920
12205-1	16S	3-16	1/8-5/8	JT6	97	110	55	1200
12205-2	16S	3-16	1/8-5/8	JT3	97	110	55	1200
12205-4	16S	3-16	1/8-5/8	B18	97	110	55	1200

H-TYPE 重型系列

Industrial design especially for milling machines and drilling machines. All hardened parts ensure long life and safety while in operation.

H-TYPE

Description / Code No.	Size	Capacity		Taper Mount	Length (mm)		Outer Dia (mm)	Weight(g)
		mm	inch	No.DIN or Jacobs	Open	Closed		
12302-1	8H	0.3-8	1/64-5/16	JT1	68	76	38	395
12303-2	10H	0.3-10	1/64-3/8	JT2	80	92	43	610
12303-4	10H	0.3-10	1/64-3/8	B12	80	92	43	610
12304-4	13H	0.3-13	1/64-1/2	B16	90	102	49	920
12304-5	13H	0.3-13	1/64-1/2	JT6	90	102	49	920
12304-1	16H	3-16	1/8-5/8	JT6	97	110	55	1200
12304-2	16H	3-16	1/8-5/8	JT3	97	110	55	1200
12305-4	16H	3-16	1/8-5/8	B18	97	110	55	1200

鑽夾頭同心度檢驗表

Keyless Drill Chuck Run out Table

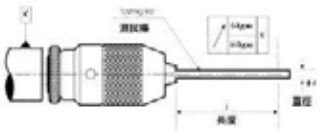

Type	ϕd直徑mm	L長度mm	S Type↗	H Type↗
3S	1.5	30	0.05	0.07
	3	30	0.05	0.07
6S	3	35	0.05	0.07
	4	35	0.05	0.07
	6	35	0.05	0.07
8S	4	35	0.05	0.07
	6	35	0.05	0.07
	8	50	0.05	0.07
10S	5	35	0.05	0.07
	6	35	0.05	0.07
	10	58	0.05	0.07
13S	6	55	0.05	0.07
	10	55	0.05	0.07
	13	75	0.05	0.07
16S	6	55	0.05	0.07
	10	55	0.05	0.07
	16	80	0.05	0.07

YL 夾頭柄 / 鑽頭套筒

DRILL CHUCK ARBOR
DRILL CHUCK SLEEVE

Code No.	Morse Taper	Jacobs Taper	Length(mm)
TC-001	D10	JT0	50
TC-002	D20	JT0	55
TC-003	D20	JT1	55
TC-004	D20	JT2	55
TC-005	D20	JT6	55
TC-006	D20	JT3	55
TC-007	D25	JT2	84
TC-008	D25	JT6	84
TC-009	D25	JT3	95
TC-010	D25	JT4	112
TC-011	D32	JT2	99
TC-012	D32	JT6	99
TC-013	D32	JT3	110
TC-014	D32	JT4	116
TC-101	MT2	JT0	82
TC-102	MT2	JT1	87
TC-103	MT2	JT2	92
TC-104	MT2	JT6	110
TC-105	MT2	JT3	116
TC-106	MT3	JT2	125
TC-107	MT3	JT6	128
TC-108	MT3	JT3	134
TC-109	MT3	JT4	145
TC-110	MT4	JT6	153
TC-111	MT4	JT3	159
TC-112	MT4	JT4	170
TC-113	MT5	JT6	188
TC-114	MT5	JT3	198
TC-115	MT5	JT4	204

Code No.	Morse Taper	Length(mm)
TC-201	1x2	89
TC-202	1x3	100
TC-203	2x3	112
TC-204	1x4	124
TC-205	2x4	124
TC-206	3x4	140
TC-207	1x5	156
TC-208	2x5	156
TC-209	3x5	156
TC-210	4x5	167
TC-211	4x6	220
TC-212	5x6	224

BT30 , BT40 , BT50 平面銑刀把

Face Mill Holder

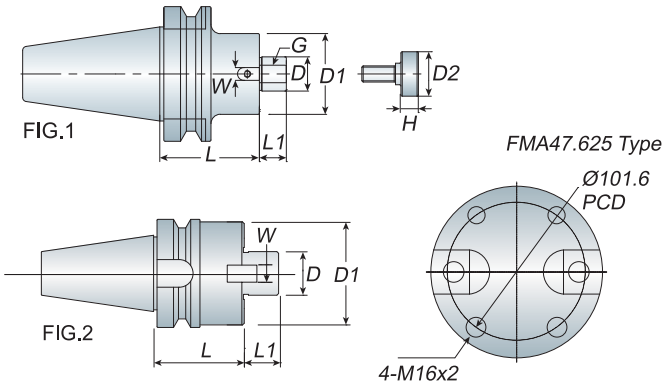

Features

- Face mill holder equips with screw and drive keys to assemble the face mill cutter to the holder.
- Face mill cutter must be ordered separately.
- 每支 FMA 面銑刀桿均附有螺絲及擋耳以裝配面銑刀盤使用
- 面銑刀盤為另購品

Model No.	FIG.	D	D1	D2	L	L1	W	H	G	Weight (kg)
BT30 FMA25.4-045	1	25.4	45	33	45	20	9.5	13	M12	0.90
-060	1	25.4	45	33	60	20	9.5	13	M12	1.20
FMA31.75-045	1	31.75	58	40	45	22	12.7	13.5	M12	1.30
BT40 FMA25.4-045/060	1	25.4	60	33	45/60	20	9.5	13	M12	1.70/2.00
-090/105	1	25.4	60	33	90/105	20	9.5	13	M12	2.60/2.90
-125/150	1	25.4	60	33	125/150	20	9.5	13	M12	3.20/3.80
FMA31.75-045/060	1	31.75	70	40	45/60	22	12.7	13.5	M12	1.80/2.30
-090/105	1	31.75	70	40	90/105	22	12.7	13.5	M12	3.20/3.30
FMA38.1-045	1	38.1	85	50	45	23	15.9	15	M16	2.60
-060/090	1	38.1	85	50	60/90	23	15.9	15	M16	2.80/3.40
BT50 FMA25.4-045/075	1	25.4	60	33	45/75	20	9.5	13	M12	4.20/4.90
-045S/075S	1	25.4	48	33	45/75	20	9.5	13	M12	4.00/4.50
-105/125	1	25.4	60	33	105/125	20	9.5	13	M12	5.30/5.60
-105S/125S	1	25.4	48	33	105/125	20	9.5	13	M12	4.80/5.20
-150/200	1	25.4	60	33	150/200	20	9.5	13	M12	6.10/7.30
-150S/200S	1	25.4	48	33	150/200	20	9.5	13	M12	5.60/6.00
-250/300	1	25.4	60	33	250/300	20	9.5	13	M12	8.20/9.30
-250S/300S	1	25.4	48	33	250/300	20	9.5	13	M12	6.90/7.20
-350/400	1	25.4	60	33	350/400	20	9.5	13	M12	10.20/11.20
FMA31.75-045/075	1	31.75	70	40	45/75	22	12.7	13.5	M12	4.40/5.30
-105/125	1	31.75	70	40	105/125	22	12.7	13.5	M12	6.20/6.50
-150/200	1	31.75	70	40	150/200	22	12.7	13.5	M12	7.30/8.60
-250/300	1	31.75	70	40	250/300	22	12.7	13.5	M12	10.30/11.40
FMA38.1-045	1	38.1	85	50	45	23	15.9	15	M16	4.50
-075/105	1	38.1	85	50	75/105	23	15.9	15	M16	5.90/7.10
-125/150	1	38.1	85	50	125/150	23	15.9	15	M16	8.30/9.50
-175/200	1	38.1	85	50	175/200	23	15.9	15	M16	10.30/10.90
FMA50.8-045	1	50.8	95	65	45	24	19.05	16	M16	5.00
-075/105	1	50.8	95	65	75/105	24	19.05	16	M16	6.60/8.60
-150/200	1	50.8	95	65	150/200	24	19.05	16	M16	11.20/13.40
FMA47.625-075	2	47.625	128.57	-	75	32	25.4	-	-	8.30
-105/200	2	47.625	128.57	-	105/200	32	25.4	-	-	10.30/15.00

BT30 , BT40 , BT50　平面銑刀把

Face Mill Holder

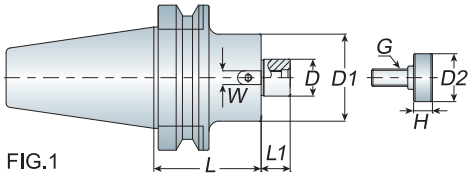

FIG.1

FMB60 Type

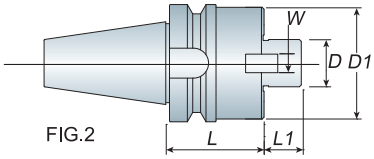

FIG.2

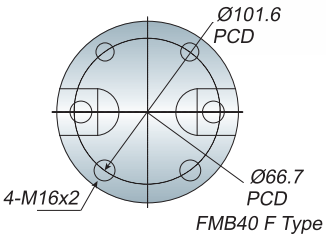

FMB40 F Type

Features

- Face mill holder equips with screw and drive keys to assemble the face mill cutter to the holder.
- Face mill cutter must be ordered separately.
- 每支FMB 面銑刀桿均附有螺絲及擋耳以裝配面銑刀盤使用
- 面銑刀盤為另購品

Model No.	FIG.	D	D1	D2	L	L1	W	H	G	Weight (kg)
BT30 FMB22-045	1	22	46	-	45	18	10	-	M10	0.80
FMB27-045	1	27	60	32	45	20	12	13	M12	1.00
BT40 FMB16-045	1	16	38	-	45	15	8	-	M8	1.3
FMB22-045	1	22	48	-	45	18	10	-	M10	1.40
-060/090	1	22	48	-	60/90	18	10	-	M10	1.60/2.10
-105/125	1	22	48	-	105/125	18	10	-	M10	2.40/2.60
-150/200	1	22	48	-	150/200	18	10	-	M10	2.80/3.50
FMB27-045	1	27	60	32	45	20	12	13	M12	1.70
-060	1	27	60	32	60	20	12	13	M12	2.00
-090/105	1	27	60	32	90/105	20	12	13	M12	2.60/3.00
FMB32-045	1	32	63	41	45	21	14	16	M16	1.80
-060	1	32	63	41	60	21	14	16	M16	2.10
-090/105	1	32	63	41	90/105	21	14	16	M16	3.00/3.30
FMB40-045	1	40	68	47	45	23	16	15	M16	2.00
-060	1	40	68	47	60	23	16	15	M16	2.70
BT50 FMB16-045	1	16	38	-	45	15	8	-	M8	3.8
FMB22-045	1	22	48	-	45	18	10	-	M10	4.00
-075/105	1	22	48	-	75/105	18	10	-	M10	4.50/4.80
-125/150	1	22	48	-	125/150	18	10	-	M10	5.20/5.60
-175/200	1	22	48	-	175/200	18	10	-	M10	6.00/6.30
-250/300	1	22	48	-	250/300	18	10	-	M10	6.90/7.20
-350/400	1	22	48	-	350/400	18	10	-	M10	7.70/8.30
FMB27-045	1	27	65	32	45	20	12	13	M12	4.30
-075	1	27	65	32	75	20	12	13	M12	5.00
-090/105	1	27	65	32	90/105	20	12	13	M12	5.40/5.80
-150/200	1	27	65	32	150/200	20	12	13	M12	7.20/8.90
FMB32-045	1	32	73	41	45	21	14	16	M16	4.40
-075/105	1	32	73	41	75/105	21	14	16	M16	5.40/6.60
-150/200	1	32	73	41	150/200	21	14	16	M16	8.00/9.70
FMB40-045	1/2	40	85	47	45	23	16	15	M16	4.60
-075	1/2	40	85	47	75	23	16	15	M16	5.90
-105/150	1/2	40	85	47	105/150	23	16	15	M16	6.90/8.60
FMB40-045F	1/2	40	85	47	45	23	16	15	M12	4.60
-075F	1/2	40	85	47	75	23	16	15	M12	5.90
-105F/150F	1/2	40	85	47	105/150	23	16	15	M12	6.90/8.60
FMB60-075	2	60	128.57	-	75	32	25.4	-	-	7.30

泰精超硬刀具有限公司 TEL:886-2-29967563
TAI JENG MACHINERY TOOL CO., LTD

NT30 , NT40 , NT50 平面銑刀把
Face Mill Holder

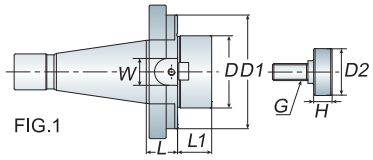

FIG.1

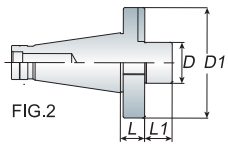

FIG.2

FMA47.625 Type

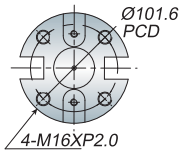

Model No.	FIG.	D	D1	D2	L	L1	W	H	G	Draw Bolt	Weight (kg)
NT30 FMA25.4-020	1	25.4	65	33	20	20	9.5	13	M12	1/2"-12 M12x1.75P	0.80
FMA31.75-020	1	31.75	73	40	20	22	12.7	13.5	M12		0.90
FMA38.1-020	1	38.1	82	50	20	23	15.9	15	M16		1.20
NT40 FMA25.4-020	1	25.4	65	33	20	20	9.5	13	M12	5/8"-11 M16x2.0P	1.40
FMA31.75-020	1	31.75	73	40	20	22	12.7	13.5	M12		1.50
FMA38.1-020	1	38.1	82	50	20	23	15.9	15	M16		2.10
FMA50.8-020	1	50.8	95	65	20	24	19.05	16	M16		2.50
FMA47.625-020	2	47.625	128.57	-	20	32	25.4	-	-		3.90
NT50 FMA25.4-020	1	25.4	65	33	20	20	9.5	13	M12	1"-8 M24x3.0P	3.30
FMA31.75-020	1	31.75	73	40	20	22	12.7	13.5	M12		3.30
FMA38.1-020	1	38.1	82	50	20	23	15.9	15	M16		3.60
FMA50.8-020	1	50.8	95	65	20	24	19.05	16	M16		4.20
FMA47.625-024	2	47.625	128.57	-	24	32	25.4	-	-		5.30

- Face mill holder equips with screw and drive keys to assemble the face mill cutter to the holder.
- When ordering, please specify the draw bolt with inch size or metric size.
- Face mill cutter must be ordered separately.
- 每支 FMA 面銑刀桿均附有螺絲及擋耳以裝配面銑刀盤使用
- 請於訂購時，確認刀桿為英制或公制
- 面銑刀盤為另購品

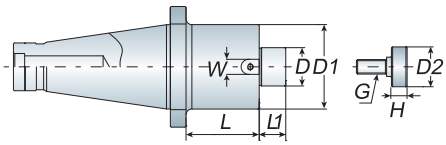

Long Type

加長型

Model No.	D	D1	D2	L	L1	W	H	G	Draw Bolt
NT40 FMA25.4-L	25.4	60	33	50/75 100	20	9.5	13	M12	5/8"-11 M16x2.0P
FMA31.75-L	31.75	70	40		22	12.7	13.5	M12	
FMA38.1-L	38.1	85	50		23	15.9	15	M16	
FMA50.8-L	50.8	95	65		24	19.05	16	M16	
NT50 FMA25.4-L	25.4	60	33	50/75 100/125 150/200 300	20	9.5	13	M12	1"-8 M24x3.0P
FMA31.75-L	31.75	70	40		22	12.7	13.5	M12	
FMA38.1-L	38.1	85	50		23	15.9	15	M16	
FMA50.8-L	50.8	95	65		24	19.05	16	M16	
FMA47.625-L	47.625	128.57	-		32	25.4	-	-	

- Face mill holder equips with screw and drive keys to assemble the face mill cutter to the holder.
- When ordering, please specify the draw bolt with inch size or metric size.
- Face mill cutter must be ordered separately.
- 每支 FMA 面銑刀桿均附有螺絲及擋耳以裝配面銑刀盤使用
- 請於訂購時，確認刀桿為英制或公制
- 面銑刀盤為另購品

BT30 , BT40 , BT50 側銑刀把
Side Cutter Holder

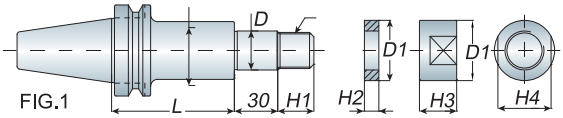

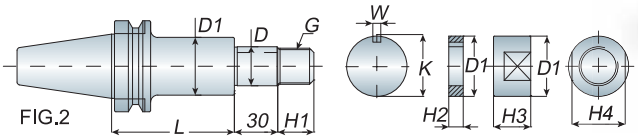

Model No.	FIG.	D	L	D1	H1	W	K	H2	H3	H4	G	Weight (kg)
BT30 SCA13-060 -090	1	13	60 90	20	15	-	-	5 . 10 . 20	12	17	M12x1.75P	0.70 1.00
SCA16-075 -105	2	16	75 105	26	16	4	17.2		13	22	M16x1.5P	0.90 1.10
SCA22-075 -120		22	75 120	34	21	6	23.6		18	30	M22x1.5P	1.30 1.50
BT40 SCA13-060 -090	1	13	60 90	20	15	-	-		12	17	M12x1.75P	1.10 1.40
SCA16-075 -105	2	16	75 105	26	16	4	17.2		13	22	M16x1.5P	1.50 1.60
SCA22-075 -120		22	75 120	34	21	6	23.6		18	30	M22x1.5P	1.90 2.20
SCA27-075 -120		27	75 120	40	25	7	29		21	32	M25x1.5P	2.00 2.60
SCA32-090		32	90	46	30	8	34		26	41	M31x2.0P	2.70
SCA12.7-060 -090	1	12.7	60 90	20	15	-	-		12	17	M12x1.75P	1.10 1.40
SCA15.875-075 -105	2	15.875	75 105	26	16	3.18	17.42		13	22	M16x1.5P	1.50 1.60
SCA22.225-075 -120		22.225	75 120	34	21	3.18	23.82		18	30	M22x1.5P	1.90 2.20
SCA25.4-075 -120		25.4	75 120	40	25	6.35	27.78		21	32	M25x1.5P	2.00 2.50
SCA31.75-090		31.75	90	46	30	7.92	34.92		26	41	M31x2.0P	2.70
BT50 SCA13-075 -105	1	13	75 105	20	15	-	-		12	17	M12x1.75P	4.10 4.30
SCA16-090 -120	2	16	90 120	26	16	4	17.2		13	22	M16x1.5P	4.10 4.40
SCA22-090 -135		22	90 135	34	21	6	23.6		18	30	M22x1.5P	4.60 5.00
SCA27-090 -135		27	90 135	40	25	7	29		21	32	M25x1.5P	5.00 5.50
SCA32-090 -135		32	90 135	46	30	8	34		26	41	M31x2.0P	5.40 6.10
SCA40-090 -135		40	90 135	55	36	10	42.5		31	46	M36x2.0P	6.10 7.00
SCA12.7-075 -105	1	12.7	75 105	20	15	-	-		12	17	M12x1.75P	4.10 4.30
SCA15.875-090 -120	2	15.875	90 120	26	16	3.18	17.42		13	22	M16x1.5P	4.20 4.50
SCA22.225-090 -135		22.225	90 135	34	21	3.18	23.82		18	30	M22x1.5P	4.60 5.00
SCA25.4-090 -135		25.4	90 135	40	25	6.35	27.78		21	32	M25x1.5P	5.00 5.50
SCA31.75-090 -135		31.75	90 135	46	30	7.92	34.92		26	41	M31x2.0P	5.40 6.10
SCA38.1-090 -135		38.1	90 135	55	36	9.52	42.06		31	46	M36x2.0P	6.10 7.00

泰精超硬刀具有限公司 TEL:886-2-29967563
TAI JENG MACHINERY TOOL CO., LTD

直柄側銑刀桿
Straight Shank

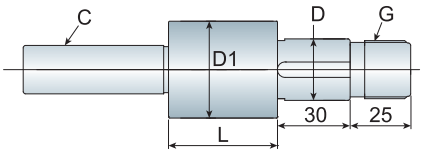

Model No.	C	D	D1	L	G
C20 SCA25.4-075/100	20	25.4	40	20/45	M25x1.5P
-125/150	20	25.4	40	70/95	
C25 SCA25.4-075/100	25	25.4	40	20/45	
-125	25	25.4	40	70	
C32 SCA25.4-075/100	32	25.4	40	20/45	
-125/150	32	25.4	40	70/95	

九州微調精搪頭(日製)
Fine Boring Head (KKS)

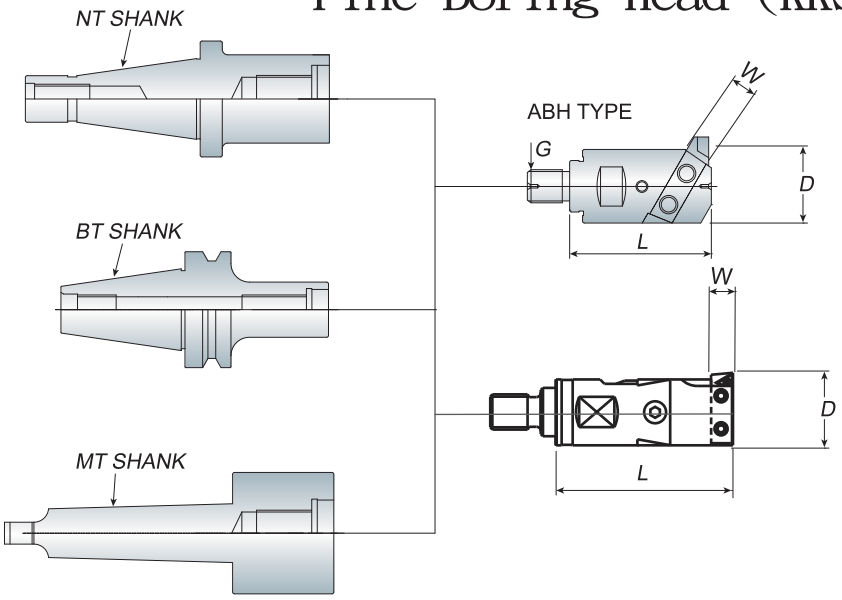

A type

B type

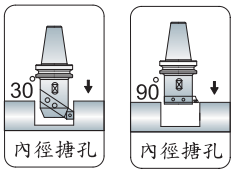

ABH Type

Model No.	Boring Range		D	L	W	G	Weight (kg)
	Min.	Max.					
ABH18(Fine)	22	32	18	50	6	M10x1.5P	0.20
ABH23(Fine)	28	46	23	65	8	M12x1.75P	0.30
ABH30(Fine)	36	60	30	80	10	M16x2.0P	0.50
ABH40(Fine)	46	80	40	90	13	M18x2.5P	1.00
ABH63(Fine)	70	130	63	97	16	M25x2.0P	2.30
ABH83(Fine)	90	160	83	100	16	-	4.00

Unit: mm

- Throw away boring cutter must be ordered separately.
- Fine boring head is made in Japan(KKS).
- ABH18 / ABH23 / ABH30 / ABH40 adjust graduation: 0.05mm
- ABH63 / ABH83 adjust graduation: 0.01mm
- 捨棄式搪刀架為另購品
- ABH 精搪頭為日製(KKS)
- ABH18 / ABH23 / ABH30 / ABH40 調整刻度：0.05mm
- ABH63 / ABH83 調整刻度：0.01mm

ABH 微調精搪刀桿

Micro Boring Holder

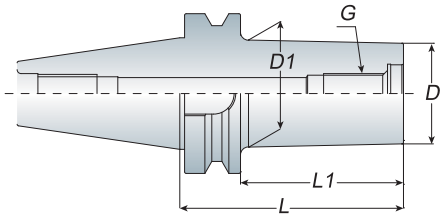

Features

- ABH (Rough or Fine) / ABH-SB (Fine) boring head must be ordered separately.
- ABH (粗 /精搪頭) / ABH-SB 精搪頭為另購品

Model No.	Boring Range		D	D1	L1	L	G	Weight (kg)
	Min.	Max.						
BT40 ABH18-060	22	32	18	24	33	60	M10x1.5P	1.20
-080/100	22	32	18	24	53/73	80/100	M10x1.5P	1.30/1.40
ABH23-080	28	46	23	29	53	80	M12x1.75P	1.30
-120	28	46	23	29	93	120	M12x1.75P	1.50
ABH30-080	36	60	30	36	53	80	M16x2.0P	1.40
-105/130	36	60	30	36	78/103	105/130	M16x2.0P	1.50/1.60
ABH40-080	46	80	40	48	53	80	M18x2.5P	1.50
-105	46	80	40	48	78	105	M18x2.5P	1.90
-125/150	46	80	40	48	98/123	125/150	M18x2.5P	2.10/2.40
ABH-SB50-080	55	73	53	53	53	80	M22x2.5P	1.80
-105/130	55	73	53	53	78/103	105/130	M22x2.5P	2.20/2.60
ABH63-080	70	130	63	63	53	80	M25x2.0P	2.20
-105/150	70	130	63	63	78/123	105/150	M25x2.0P	2.90/3.70
BT50 ABH18-080	22	32	18	24	42	80	M10x1.5P	4.00
-120	22	32	18	24	82	120	M10x1.5P	4.20
ABH23-080	28	46	23	29	42	80	M12x1.75P	3.90
-120	28	46	23	29	82	120	M12x1.75P	4.20
ABH30-080	36	60	30	36	42	80	M16x2.0P	4.10
-105/130	36	60	30	36	67/92	105/130	M16x2.0P	4.20/4.40
ABH40-080	46	80	40	48	42	80	M18x2.5P	4.20
-105/125	46	80	40	48	67/87	105/125	M18x2.5P	4.40/4.80
-150/180	46	80	40	48	112/142	150/180	M18x2.5P	5.20/5.40
ABH-SB50-080	55	73	53	53	42	80	M22x2.5P	4.50
-105/125	55	73	53	53	67/87	105/125	M22x2.5P	4.90/5.10
-150/180	55	73	53	53	112/142	150/180	M22x2.5P	5.70/6.00
ABH63-080	70	130	63	63	42	80	M25x2.0P	4.50
-105	70	130	63	68	67	105	M25x2.0P	5.30
-150/180	70	130	63	68	112/142	150/180	M25x2.0P	6.70/7.50
-200/230	70	130	63	68	162/192	200/230	M25x2.0P	8.00/8.40
ABH83-080	90	160	83	83	42	80	-	4.80
-105	90	160	83	58	67	105	-	5.80
-150/210	90	160	83	63/83	112/172	150/210	-	6.30/6.90

BT30 , BT40 , BT50 粗搪刀把

Rough Boring Holder

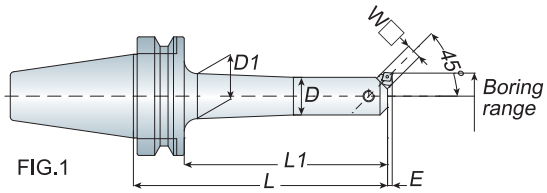

FIG.1

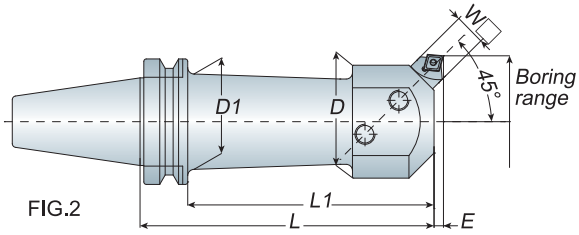

FIG.2

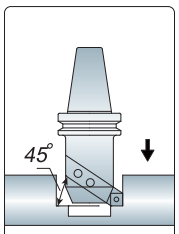

內徑搪孔

Features

- Throw away boring cutter must be ordered separately and the degree must be 45°.
- When ordering the throw away boring cutter, please check the W □.
- 捨棄式搪刀架為另購品，內徑搪孔角度需為 45°
- 請於訂購捨棄式搪刀架時，確認 W □尺寸

Model No.	FIG.	Boring Range		D	D1	L	L1	E	W □	Weight (kg)
		Min.	Max.							
BT40 BSA025-135	1	25	38	20	24	135	108	1	8	1.40
BSA030-150	1	30	42	24	28	150	123	1.6	8	1.60
BSA038-165	1	38	52	30	36	165	138	2.6	10	2.00
BSA050-165	1	50	65	40	48	165	138	3	13	2.50
-210	1	50	65	40	48	210	183	3	13	2.90
BSA062-165	1	62	90	50	58	165	138	2	16	3.20
-225	1	62	90	50	58	225	198	2	16	4.20
BSA072-165	2	72	110	60	60	165	138	2.4	19	3.90
-225	2	72	110	60	60	225	198	2.4	19	5.20
BSA090-165	2	90	125	75	75	165	138	4	19	4.60
-210	2	90	125	75	75	210	183	4	19	5.30
BT50 BSA025-135	1	25	38	20	24	135	97	1	8	4.20
BSA030-165	1	30	42	24	28	165	127	1.6	8	4.40
BSA038-180	1	38	52	30	36	180	142	2.6	10	4.80
-230	1	38	52	30	36	230	192	2.6	10	5.10
BSA042-210	1	42	56	34	38	210	172	2	10	5.20
-240	1	42	56	34	38	240	202	2	10	5.60
BSA050-180	1	50	65	40	48	180	142	3	13	5.40
-240	1	50	65	40	48	240	202	3	13	6.20
-270	1	50	65	40	48	270	232	3	13	6.50
-300	1	50	65	40	48	300	262	3	13	6.80
BSA062-195	1	62	90	50	58	195	157	2	16	6.40
-240	1	62	90	50	58	240	202	2	16	7.20
-270	1	62	90	50	58	270	232	2	16	7.80
-300	1	62	90	50	58	300	262	2	16	8.30
BSA072-195	1	72	110	60	68	195	157	2.4	19	7.30
-240	1	72	110	60	68	240	202	2.4	19	8.50
-285	1	72	110	60	68	285	247	2.4	19	9.60
-320	1	72	110	60	68	320	282	2.4	19	9.70
BSA090-210	1	90	125	75	74	210	172	4	19	8.60
-250	1	90	125	75	74	250	212	4	19	9.80
-300	1	90	125	75	74	300	262	4	19	11.10
BSA105-195	2	105	160	90	76	195	157	3	25	8.60
-285	2	105	160	90	76	285	247	3	25	11.60

BT30 , BT40 , BT50 粗搪刀把

Rough Boring Holder

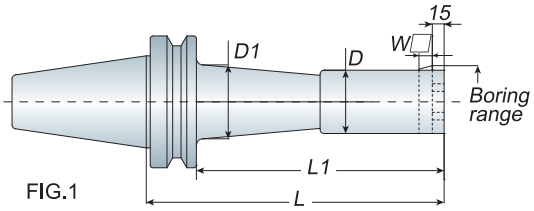

FIG.1

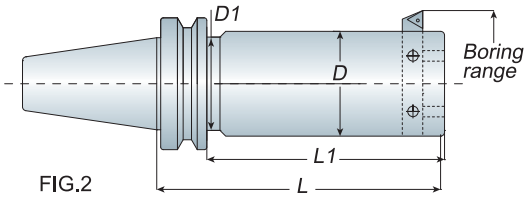

FIG.2

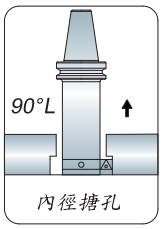

Features

- Throw away boring cutter must be ordered separately and the degree must be 90
- When ordering the throw away boring cutter, please check the W□ .
- 捨棄式搪刀架為另購品，內徑搪孔角度需為 90°
- 請於訂購捨棄式搪刀架時，確認 W □尺寸

Model No.	FIG.	Boring Range		D	D1	L	L1	W□	Weight (kg)
		Min.	Max.						
BT40 BSB025-135	1	25	38	20	24	135	108	8	1.40
BSB038-165	1	38	52	30	36	165	138	10	2.00
BSB050-165	1	50	65	40	48	165	138	13	2.80
-210	1	50	65	40	48	210	183	13	3.40
BSB062-165	1	62	90	50	56	165	138	16	3.20
-225	1	62	90	50	56	225	198	16	4.50
BSB072-165	2	72	110	60	60	165	138	19	4.40
-225	2	72	110	60	60	225	198	19	5.30
BSB090-165	2	90	125	75	75	165	138	19	5.10
-210	2	90	125	75	75	210	183	19	6.30
BT50 BSB025-135	1	25	38	20	24	135	97	8	4.20
BSB038-180	1	38	52	30	38	180	142	10	4.90
-230	1	38	52	30	38	230	192	10	5.30
BSB042-210	1	42	56	34	38	210	172	10	5.40
-240	1	42	56	34	38	240	202	10	5.60
BSB050-180	1	50	65	40	48	180	142	13	5.60
-240	1	50	65	40	48	240	202	13	6.10
-270	1	50	65	40	48	270	232	13	6.70
-300	1	50	65	40	48	300	262	13	7.20
BSB062-195	1	62	90	50	58	195	157	16	6.40
-240	1	62	90	50	58	240	202	16	7.50
-270	1	62	90	50	58	270	232	16	7.70
-300	1	62	90	50	58	300	262	16	8.00
-330	1	62	90	50	58	330	292	16	8.40
BSB072-195	1	72	110	60	68	195	157	19	8.00
-240	1	72	110	60	68	240	202	19	8.60
-285	1	72	110	60	68	285	247	19	9.60
BSB090-210	1	90	125	75	80	210	172	19	8.90
-250	1	90	125	75	80	250	212	19	10.80
-300	1	90	125	75	80	300	262	19	12.40
BSB105-195	2	105	160	90	80	195	157	25	9.50
-285	2	105	160	90	80	285	247	25	12.20

泰精超硬刀具有限公司 TEL:886-2-29967563
TAI JENG MACHINERY TOOL CO., LTD

BT50 大孔徑粗搪刀把

Large Size Rough Boring Holder

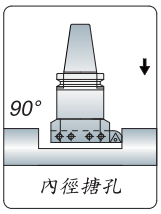

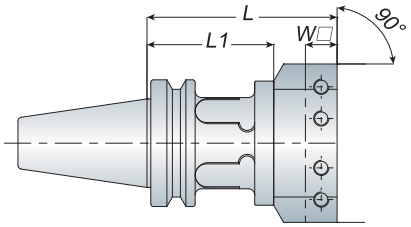

- The boring range is from 150 ~ 600mm
- BST boring block must be ordered separately.
- BST 粗搪刀桿之搪孔範圍為 150 ~ 600mm
- BST 刀盤為另購品

Model No.	L1	L	Weight (kg)
BT50 BST100	100	150	5.00
BST150	150	200	6.70
BST200	200	250	7.60
BST250	250	300	9.50
BST300	300	350	10.80
BST350	350	400	13.50

Unit: mm

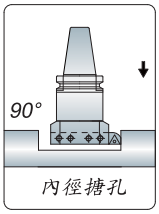

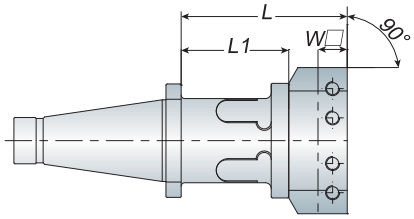

- The boring range is from 150 ~ 600mm
- When ordering, please specify the draw bolt with inch size or metric size.
- BST boring block must be ordered separately.
- BST 粗搪刀桿之搪孔範圍為 150 ~ 600mm
- 請於訂購時，確認刀桿為英制或公制
- BST 刀盤為另購品

Model No.	L1	L	Draw Bolt	Weight (kg)
NT50 BST100	100	150		4.80
BST150	150	200		6.50
BST200	200	250	1"-8	7.30
BST250	250	300	M24x3.0P	8.70
BST300	300	350		9.90
BST350	350	400		12.60

Unit: mm

Boring Block

刀盤



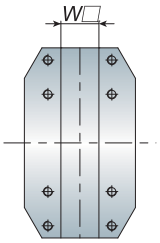

- Throw away boring cutter must be ordered separately and the degree must be°.90
- When ordering the throw away boring cutter, please check the W□
- 捨棄式搪刀架為另購品，內徑搪孔角度需為 90°
- 請於訂購捨棄式搪刀架時，確認 W □尺寸

Model No.	Boring Range		W □	Weight (kg)
	Min.	Max.		
BST-125	150	200	19/25	3.20/2.90
BST-150	170	250	19/25	3.80/3.50
BST-200	220	300	19/25	5.30/4.80
BST-250	270	350	19/25	6.20/5.60
BST-300	320	450	19/25	7.40/6.90
BST-400	450	600	19/25	10.00/9.20

Unit: mm

NBJ16 微調精搪組

Small Diameter Boring System

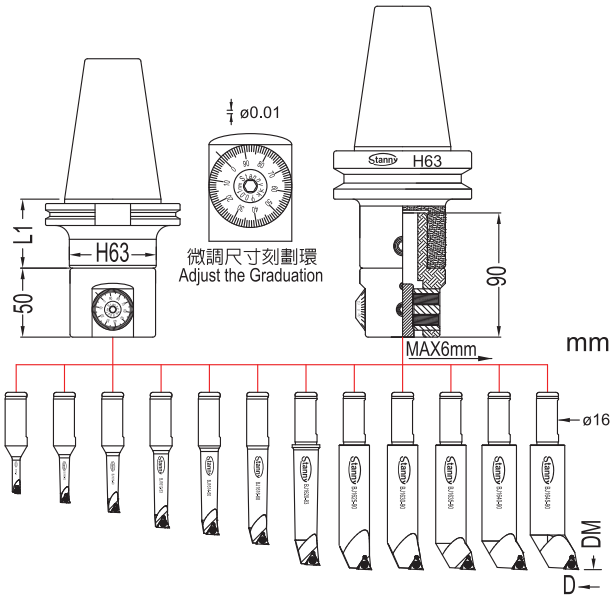

訂貨編號 Order No.	規 格 Model	範 圍 D Boring Range øDMin-øDMax	組合系統-主軸柄規格 Taper Shank	L1	淨重 N.W
16910410	NT40-HNBJ16	6-51	DIN2080 ISO40-H63-55	55	9.3
16910510	NT50-HNBJ16	6-51	DIN2080 ISO50-H63-65 65	11.2	
16911410	BT40-HNBJ16	6-51	MAS403 BT40-H63-55 55	9.1	
16911510	BT50-HNBJ16	6-51	MAS403 BT50-H63-65 65	11.7	
16911512	BT50-HNBJ16	6-51	MAS403 BT50-H63-85 85	12.2	
16912410	SK40-HNBJ16	6-51	DIN69871A ISO40-H63-60 60	9.1	
16912510	SK50-HNBJ16	6-51	DIN69871A ISO50-H63-65 65	10.9	
16914610	HSK63-HNBJ16	6-51	DIN69893A HSK63-H63-67	67	9.0

訂貨編號 Order No.	規 格 Model	範 圍 D Boring Range øDMin-øDMax	深度 DM	刀 片 Insert	螺 絲 Bolt	板 手 Wrench	淨重 N.W
16010624	BJ1606-24	6-9	24	WBGT0601..L			0.08
16010832	BJ1608-32	8-11	32	TBGT0601..L	SB-1STR-M2	T6	0.08
16011040	BJ1610-40	10-13	40				0.08
16011253	BJ1612-53	12-15	53				0.10
16011460	BJ1614-60	14-17	60	TPGH0902..L	SB-2TR-M2.5		0.10
16011668	BJ1616-68	16-21	68				0.12
16012083	BJ1620-83	20-26	83				0.20
16012590	BJ1625-90	25-31	90			T8	0.30
16013090	BJ1630-90	30-36	90	TPGH1103..L	SB-3TR-M3		0.32
16013590	BJ1635-90	35-41	90				0.32
16014090	BJ1640-90	40-46	90				0.38
16014590	BJ1645-90	45-51	90				0.38

泰精超硬刀具有限公司 TEL:886-2-29967563
TAI JENG MACHINERY TOOL CO., LTD

NBJ16 微調精搪頭-配件

Boring Head & Spare Parts

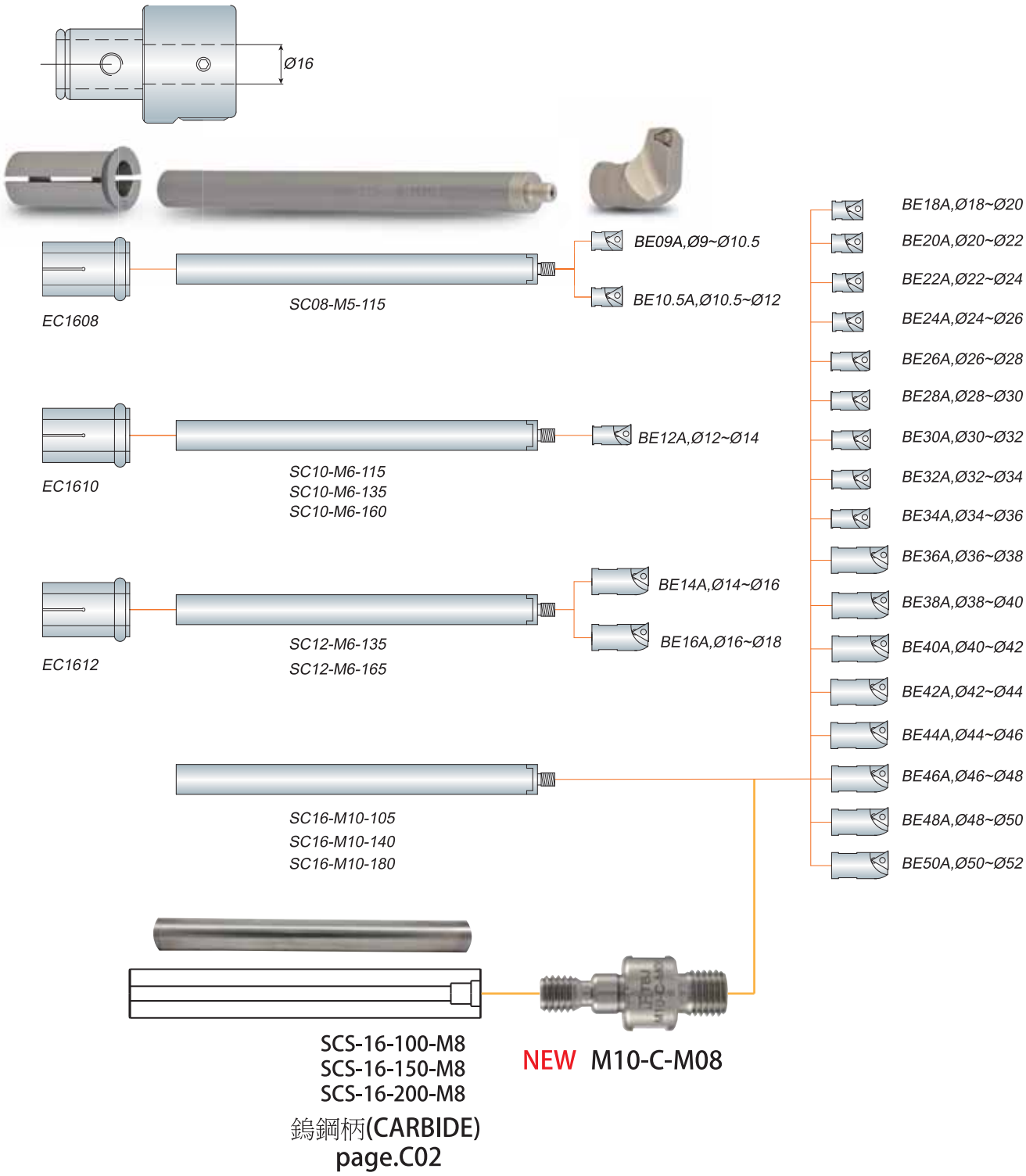

SCS-16-100-M8
SCS-16-150-M8
SCS-16-200-M8
鎢鋼柄(CARBIDE)
page.C02

NEW M10-C-M08

NBJ16 微調精搪頭-配件

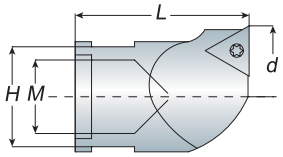

Boring Head

Model No.	Dimension					Insert	Screw	Wrench	Weight (kg)
	d	L	H	M	Range				
BE09A	9	18	7	M05	9~10.5	TP..0802..	MS2206A	T7	0.03
BE10.5A	10.5				10.5~12				
BE12A	12	23	8	M06	12~14				
BE14A	14		10		14~16				0.06
BE16A	16		10		16~18				
BE18A	18	27	14	M10	18~20				
BE20A	20				20~22				
BE22A	22				22~24				
BE24A	24				24~26				
BE26A	26				26~28				
BE28A	28				28~30				
BE30A	30				30~32				
BE32A	32				32~34				
BE34A	34				34~36				
BE36A	36				36~38				
BE38A	38				38~40				
BE40A	40				40~42				
BE42A	42				42~44				
BE44A	44				44~46				
BE46A	46				46~48				
BE48A	48				48~50				
BE50A	50				50~52				

Collet

Model No.	Dimension		Carbide Holder	Weight (kg)
	d	D		
EC1608	8	16	SC08-M05...	0.05
EC1610	10	16	SC10-M06...	0.04
EC1612	12	16	SC12-M06...	0.03



Carbide Holder

Model No.	Dimension			Boring Head	Collet	Weight (kg)
	D	L	M			
SC08-M05-115	8	115	M05	BE09A, BE10.5A	EC1608	0.09
SC10-M06-115	10	115	M06	BE12A	EC1610	0.14
SC10-M06-135		135				0.16
SC10-M06-160		160				0.19
SC12-M06-135	12	135	M06	BE14A, BE16A	EC1612	0.23
SC12-M06-165		165				0.28
SC14-M06-160	16	160	M06	BE14A, BE16A	EC1614	0.37
SC16-M10-105	16	105	M10	BE18A~BE50A	-	0.32
SC16-M10-140		140				0.43
SC16-M10-180		180				0.54

泰精超硬刀具有限公司 TEL:886-2-29967563
TAI JENG MACHINERY TOOL CO., LTD

NBH2084 微調精搪組　Micro Boring System

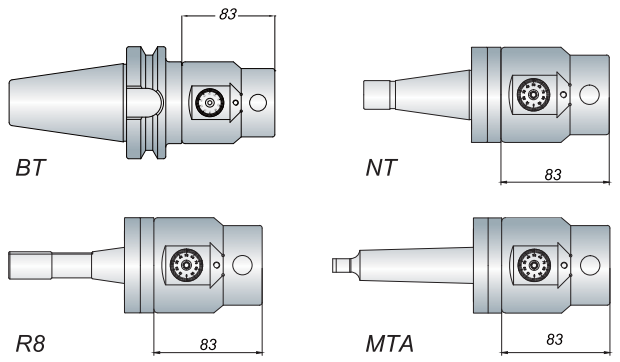

Model No.	Boring Range	Holder	Draw Bolt	Weight (kg)
BT40 NBH2084/SET	8~280	BT40 NBH2084	-	7.00
BT50 NBH2084/SET	8~280	BT50 NBH2084	-	9.50
NT30 NBH2084/SET	8~280	NT30 NBH2084	1/2"-12 M12x1.75P	6.00
NT40 NBH2084/SET	8~280	NT40 NBH2084	5/8"-11 M16x2.0P	6.35
NT50 NBH2084/SET	8~280	NT50 NBH2084	1"-8 M24x3.0P	8.90
MTA4 NBH2084/SET	8~280	MTA4 NBH2084	-	6.80
MTA5 NBH2084/SET	8~280	MTA5 NBH2084	-	7.40
R8 NBH2084/SET	8~280	R8 NBH2084	7/16"x20UNF	6.20

Unit: mm

- NBH2084 micro boring system which boring range is from 8 ~ 280mm.
- NBH2084 tool holder set is attached 3pcs of BJ20 boring bars which are according to your request to choice.
- NBH2084　微調搪孔系統：搪孔範圍 8 ~ 280mm
- NBH2084　搪孔組均附 3 支搪孔刀桿，其尺寸可依需求選擇

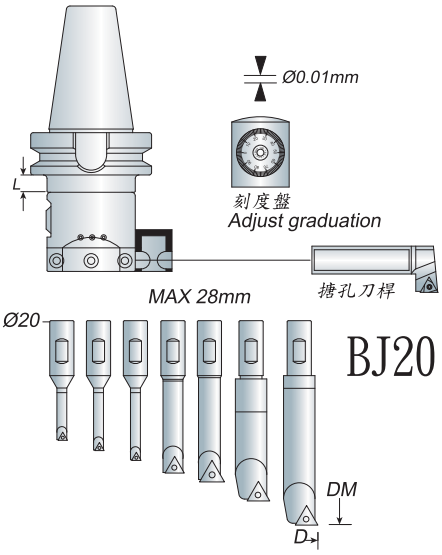

BJ20 Boring Bar Set

BJ20 搪 刀 組

Model No.	Boring Range (D Min.~D Max.)	Dimension (DM)	Insert	Screw	Wrench	Weight (kg)
BJ2008-32	8~11	32	TBGT0601..L	MS2004A	T6	0.15
BJ2010-40	10~13	40		MS2005A		0.15
BJ2012-53	12~17	53	TPGH0902..L	MS2506A	T9	0.15
BJ2016-68	16~21	68				0.20
BJ2020-83	20~130	83	TPGH1103..L	MS3008A	T9	0.25
BJ2025-96	25~135	96				0.35
BJ2030-115	30~140	115				0.40
BJ20-20L	120~280	83 + L				0.30

Unit: mm

- Insert must be ordered separately.
- 刀片為另購品

直柄粗搪刀柄

SQUARE TOOL BORING BAR

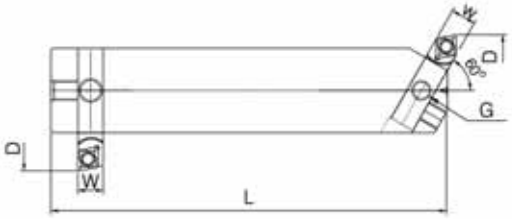

MODEL NO	D		L	C1	W	G
	min.	max.				
C16-BSA16-150	20	35	150	16	6.35	M6
C18-BSA18-250	25	40	150	18	6.35	M6
C20-BSA20-200	28	50	200	20	8	M6
C25-BSA25-300	32	60	300	25	8	M8
C32-BSA32-300	40	80	300	32	9.53	M8
C42-BSA42-300	50	100	300	42	12.7	M12

泰精超硬刀具有限公司 TEL:886-2-29967563
TAI JENG MACHINERY TOOL CO., LTD

BT40 , BT50 油路刀把

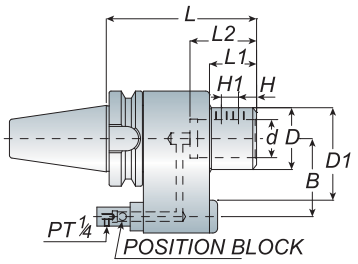

Oil-Feed Holder

油路刀桿

SLO

Model No.	d	D	D1	L	L1	L2	H	H1	B (中心距)	Weight (kg)
BT40 SLO32-155	32	53	90	155	50	60	15	15	60/65	4.90
SLO40-155	40	70	90	155	50	70	19	18	60/65	5.00
BT50 SLO32-160	32	54	100	160	50	60	15	15	80/82	8.00
SLO40-160	40	64	100	160	50	70	19	18	80/82	8.40

Unit: mm

- When ordering, please specify the B size of oil-feed holder according to your machine.
- 請於訂購時，依據機台規格確認中心距離 (B 的尺寸)

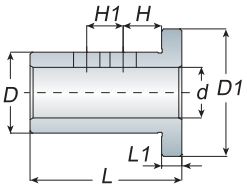

Reducing Sleeve

油路刀套

CSO

Model No.	d	D	D1	L	L1	H	H1	Weight (kg)
CSO32	6, 8, 10, 12, 16, 20, 25	32	53	65	10	15	15	0.40
CSO40	6, 8, 10, 12, 16, 20, 25, 32	40	63	75	10	19	18	0.90

Unit: mm

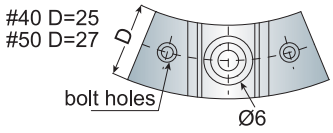

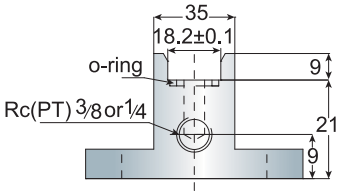

Positioning Block

止動塊

HAIMER®
Quality Wins.

3D尋邊器
SENSORS

量測儀器
Measuring Instruments

100%
Made by HAIMER
Made in Germany

德製 HAIMER 3D量錶

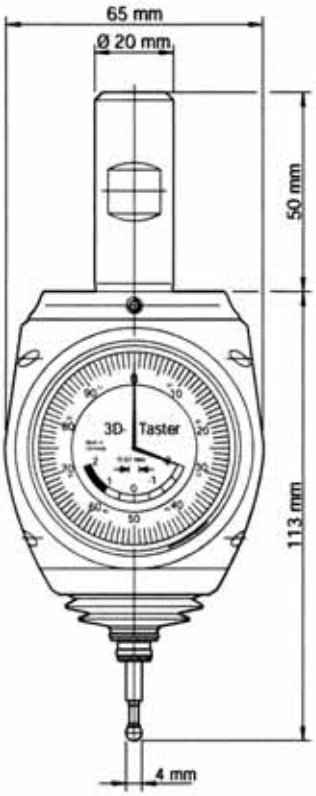

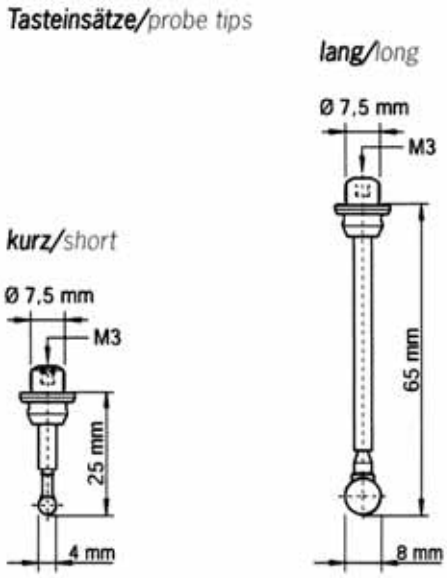

訂購規格	原廠編號	精度	尺寸(mm)	建議售價
38036量表式3D	80.360.00	0.01mm	65x113	
30001-1短探針	80.362.00		Φ4x25	
30001-3長探針	80.363.00		Φ8x65	

三次元感測探針使用說明

前 言:

萬能三次元感測器的同心度必須在使用前先設置，所以爲求更精準的測量，必須在機器要開始測量時重新調整同心度，唯有透過這個步驟，機器軸心與刀把間的同心度誤差，才能保持在最佳的平衡狀態。

1. 校正同心度的操作方式:

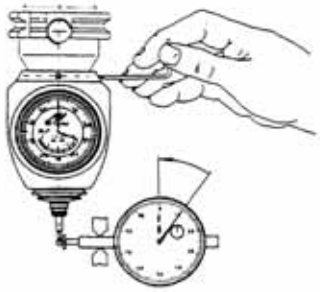

(1) 三次元感測器(3D)與刀把妥善夾緊，建議使用側固式刀柄(Φ20 孔徑)。

(2) 將 3D 量表面板朝向使用者作基準點，旋轉 360° 後，查看槓桿量表偏擺公差，(例如:偏擺爲0.06mm)。

(3) 將基準點旋轉 180° 後,將槓桿量表偏擺公差調整至 0.03mm,(360° 的一半), 此時需鬆動 3D X 軸螺絲。

(4) 將基準點調整旋轉 90° 做爲新基準點, 旋轉 180° 再查看槓桿量表偏擺公差,並重覆(3)校正方式。

(5) 重覆每一個步聚, 直到測量儀表上的指針在轉動 360° 時, 都能保持平穩在 0.01mm內, 并且確認所有的螺絲都已拴緊。

(6) 3D 與刀柄偏擺固定好後, 請勿分離, 否則下次夾緊後, 需再次調整偏擺步驟。

缸徑規 / 三點測微器

2322-160A

Code	Range	Indicator	Accuracy	Repeatability
2322-35A	18-35mm	dial indicator, range 10mm, graduation 0.01mm (code **2308-10FA**)	±0.015mm	0.003mm
2322-60A	35-60mm		±0.018mm	0.003mm
2322-100A	50-100mm		±0.018mm	0.003mm
2322-160A	50-160mm		±0.018mm	0.003mm
2322-161A	100-160mm		±0.018mm	0.003mm
2322-250A	160-250mm		±0.018mm	0.003mm
2322-450A	250-450mm		±0.018mm	0.003mm



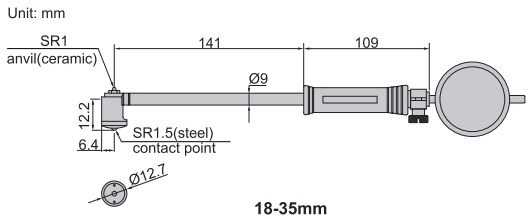

18-35mm

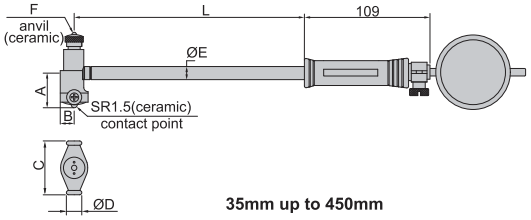

35mm up to 450mm

(mm)

Range	A	B	C	ØD	ØE	F	L
35-60mm	12.2	6.4	27	13	12.8	SR2	141
50-100mm	26	9	27	13	12.8	SR2	141
50-160mm	26	9	35	13	12.8	SR2	141
100-160mm	26	9	35	13	12.8	SR2	141
160-250mm	56.5	13	74.5	15	12.8	SR2	241
250-450mm	86.5	15	101.5	15	14.5	SR2.5	241

3227- 16

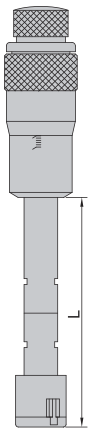

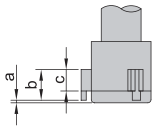

12-100mm, carbide points
three points

setting ring

3-100mm: included

extension rod

6-300mm: included

Individual (mm)

Code	Range	Type	Accuracy	Setting ring (included)	Extension rod (included)	L	a	b	c
3227-25*	20-25mm	C	4μm	Ø25mm	150mm	90	0.5	8	6
3227-30*	25-30mm	C	4μm	Ø25mm	150mm	90	0.5	8	6
3227-40*	30-40mm	C	4μm	Ø40mm	150mm	97	0.5	14	12
3227-50*	40-50mm	C	5μm	Ø40mm	150mm	97	0.5	14	12
3227-63*	50-63mm	D	5μm	Ø62mm	150mm	114	0.5	17.5	14.5
3227-75*	62-75mm	D	5μm	Ø62mm	150mm	114	0.5	17.5	14.5
3227-88*	75-88mm	D	5μm	Ø87mm	150mm	114	0.5	17.5	14.5
3227-100*	87-100mm	D	5μm	Ø87mm	150mm	114	0.5	17.5	14.5

ZDS-50(有磁性)
ZDS-50N(無磁性)

Z軸設定器

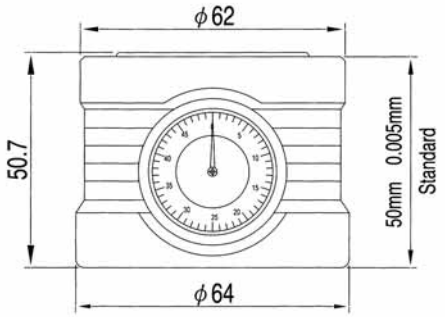

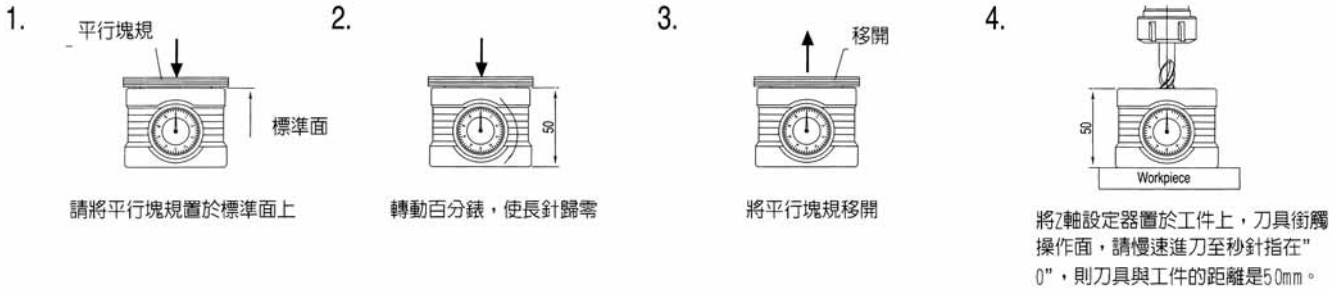

光電式尋邊器 & 光電鳴音式尋邊器

OPTICAL EDGE FINDER (TOUCH POINT SENSOR)

* 請注意！光電式尋邊器不適合迴轉使用

TYPE	D	L	d
SOE-20S	20	120	10
SOE-20L	20	158	10
SOE-20LB	20	158	10
SOE-32L	32	158	10

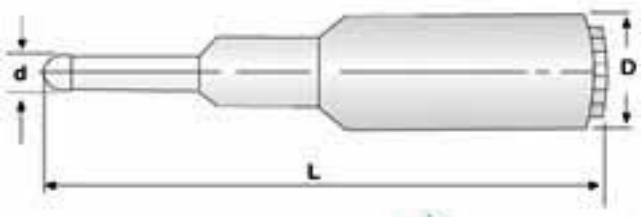

尋邊器系列

● 偏心式尋邊器 Machanical Edge Finder (400 - 600 RPM)

型　號	
FV-510C	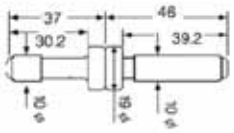

型　號	
FV-510C+4	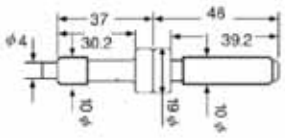

※特色 : 窄溝專用 Features : For narrow space

● 偏心式尋邊器(不鏽鋼) Machanical Edge Finder(Stainless) (400 - 600 RPM)

※特色 : 無磁性 Features : Non-magnetism

型　號	
FV-510C+4	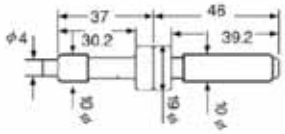

※特色 : 窄溝專用 Features : For narrow space

● 迴轉式尋邊器 Rotary Edge Finder (800 - 1000 RPM)

型　號	
FV-510E (兩支組裝)	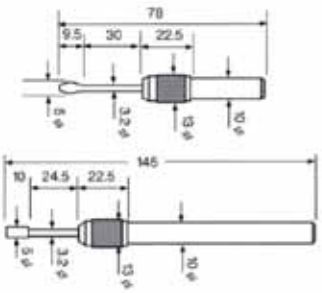

● 陶瓷尋邊器 CERAMIC EDGE FINDER (400~600 RPM)

*特色:無磁性 Features: Non-magnetism

型　號	
FV-MEP10	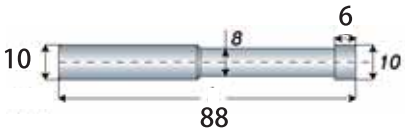
FV-MEP1020	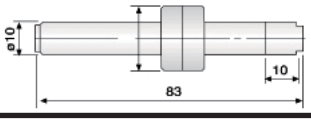

● 103系列 外徑測微器

Mitutoyo

編 號	測定範圍	解 析 度
103-129	0-25 mm	0.001 mm
103-130	25-30 mm	

棘輪止動

編 號	測定範圍	解 析 度
103-137	0-25 mm	0.01 mm
103-138	25-50 mm	
103-139-10	50-75 mm	
103-140-10	75-100 mm	
103-141-10	100-125 mm	0.01 mm
103-142-10	125-150 mm	
103-143-10	150-175 mm	
103-144-10	175-200 mm	
103-145-10	200-225 mm	0.01 mm
103-146-10	225-250 mm	
103-147-10	250-275 mm	
103-148-10	275-300 mm	
103-149	300-325 mm	0.01 mm
103-150	325-350 mm	
103-151	350-375 mm	
103-152	375-400 mm	
103-153	400-425 mm	0.01 mm
103-154	425-450 mm	
103-155	450-475 mm	
103-156	475-500 mm	

編 號	測定範圍	解 析 度
103-157	500-525 mm	0.01 mm
103-158	525-550 mm	
103-159	550-575 mm	
103-160	575-600 mm	
103-161	600-625 mm	0.01 mm
103-162	625-650 mm	
103-163	650-675 mm	
103-164	675-700 mm	
103-165	700-725 mm	0.01 mm
103-166	725-750 mm	
103-167	750-775 mm	
103-168	775-800 mm	
103-169	800-825 mm	0.01 mm
103-170	825-850 mm	
103-171	850-875 mm	
103-172	875-900 mm	
103-173	900-925 mm	0.01 mm
103-174	925-950 mm	
103-175	950-975 mm	
103-176	975-1000 mm	

三豐 卡尺系列

Mitutoyo

● 500系列 IP66防塵防水數位卡尺

- 全新開發之測長系統，升級為IP66保護等級。
- 可在大量切削液中使用。
- 與一般卡尺尺寸及重量相同。
- ABS絕對式座標系統，電源開啟，不須作原點設定即可得知目前尺寸。

SPC 線　1m 05CZA624 / 2m 05CZA625

編　號	測定範圍	解析度	SPC輸出
500-672	6"/150 mm	0.0005"/ 0.01 mm	無
500-673	8"/200 mm		無
500-674	10"/300 mm		無

● 505系列 度盤式卡尺

編　號	測定範圍	解析度
505-671	0-150 mm	0.02 mm
505-672	0-200 mm	
505-673	0-300 mm	
505-681	0-150 mm	0.01 mm
505-682	0-200 mm	

● 500系列 數位式卡尺

編　號	測定範圍	解析度	SPC輸出
500-195-20	4"/100 mm	0.0005"/ 0.01 mm	無
500-196-20	6"/150 mm		
500-197-20	8"/200 mm		

● 530系列 游標卡尺

三豐編號	測定範圍	解析度
530-104	0-150 mm	0.05mm 雙刻劃
530-114	0-200 mm	
530-115	0-300 mm	

泰精超硬刀具有限公司 TEL:886-2-29967563
TAI JENG MACHINERY TOOL CO., LTD

瑞士TESA 卡尺系列

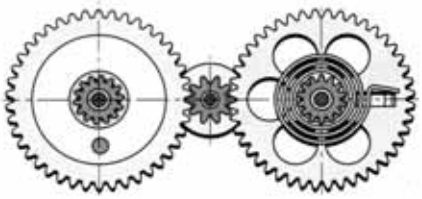

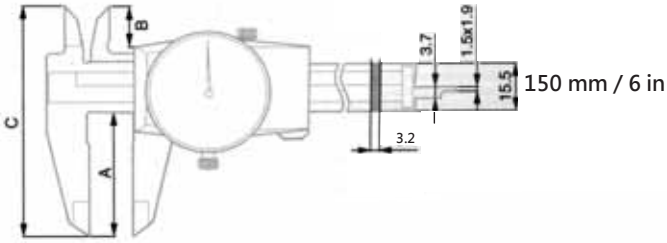

				Wheel drive	A mm	B mm	C mm
00510050	0 ÷ 150 mm	0,01 mm	1 mm	without	40	13	74
00510008	0 ÷ 150 mm	0,02 mm	2 mm	without	40	13	74

三豐 針盤指示量錶

Mitutoyo

2046

三豐編號	測定範圍	解析度	類型
2046S			標準型
2046SH			高精度
2046S-60	10 mm	0.01 mm	防水型
2046S-15			低測力
2046SLB			加長型

三豐 槓桿式量錶

Mitutoyo

● 513系列 槓桿式量錶

三豐編號	解析度	測定範圍	類型
513-404-10C	0.01 mm	0.8 mm	水平型
513-405E	0.002 mm	0.2 mm	水平型

Basic set

附: 4mm / 6mm 固定桿
1mm / 3mm 測頭



YL 萬向磁性座系列

UNIVERSAL ARM MAGNETIC BASE

(機械式) Mechanical Arm

強力型(機械式) Mechanical Arm

- 萬向曲臂設計，方向可任意調整
- 槓桿旋臂上附有微調裝置: Ø8，鳩尾槽
- 適合各式樣之分厘錶 / 槓桿錶之夾持

- Universal Arm Magnetic Base for indicators , it can be set at any point in 360°, very quick and convenient for operation

型 式 Model No.	磁 力 Holding Power	臂 長 Arm length	磁性座規格 Base Dimension(mm)			淨 重 N.W.(kg)
			長 L	寬 W	高 H	
YL-1250	100 kg	350 mm	75	50	55	2.0
YL-1250M	100 kg	470 mm	75	50	55	2.1
YL-1250L	100 kg	560 mm	85	50	55	2.4
YL-1205B	——	——	Ø10 x 180L			0.14
YL-1205	20 kg	185 mm	Ø38 x 27			0.5
YL-1205A	20 kg	185 mm	35	30	35	0.4
YL-1204	80 kg	285 mm	60	50	55	1.3
YL-1206	80 kg	240 mm	60	50	55	1.3
YL-1203H	80 kg	330 mm	60	50	55	1.5

YL 磁性座系列

MAGNETIC BASE SERIES

型式	磁力	磁性座規格(mm)			主柱(mm)	支柱(mm)	淨重(kg)
		長 L	寬 W	高 H			
YL-2	80 kg	60	50	55	12x170	10x160	1.6
YL-2V	80 kg	60	50	55	12x170	10x160	1.7
YL-2VL	160 kg	120	50	55	16x315	14x170	2.8
YL-MB1	80 kg	60	50	55	-		1.1
YL-MB2	80 kg	60	50	55	-		1.1
YL-5	80 kg	60	50	55	-		1.7

型式	磁力	磁性座規格(mm)			淨重(kg)	螺紋
		長 L	寬 W	高 H		
YL-EM20	20 kg	ø38x27			0.2	M8x1.25
YL-MB20	20 kg	35	30	35	0.2	M5x0.8
YL-MB80	80 kg	60	50	55	1.0	M8x1.25
YL-MB100	100 kg	75	50	55	1.2	M8x1.25
YL-MB120	120 kg	85	50	55	1.4	M8x1.25
YL-MB160	160 kg	120	50	55	2.0	M10x1.5

平面銑刀臥式倒角機 CHAMFERING MACHINE
(FACE MILLING CUTTER TYPE)

特點：
- 採用面銑原理加工，倒角方式如同銑削。
- 適合材質：碳素鋼、合金鋼、鐵和鋁。
- 倒角後，它的表面較側銑式光滑。
- 倒角角度：45°

Features:
- Working based on surface milllng principles, the chamfering way is same as milling machine.
- Suitable for carbon steel, alloy steel, iron and aluminum.
- Its surface is smoother than side cutter type, after chamfering.
- Bevel angle:45*

本機使用刀片規格 SEKN 1203
Knife Specification SEKN 1203

CMC-500N

規格表 Specification

型號 Model No.	倒角能力 Chamfering Capacity	迴轉速 Running Speed	電壓 Voltage	淨重 N.W.	毛重 G.W.	裝箱尺寸 Shipment Size	備註 Remarks
CMC-500N	0~3m/m	3600 R. P. M.	110/220/380V	29 kg	32 kg	53x42x41cm	

鎖刀座系列 TOOL HOLDER LOCKING DEVICE

A TYPE

主體為鑄鐵
CAST IRON BODY

- 立式刀座為鋁製品。
- Vertical tool rest : aluminum.

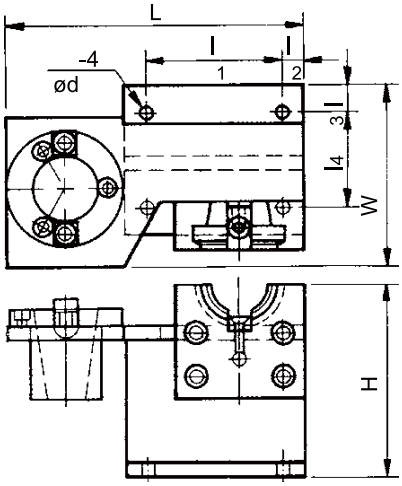

規格表 Specification

型號 Model No.	型式 Type	L	l_1	l_2	l_3	l_4	H	W	淨重 N.W.	毛重 G.W.	裝箱尺寸 Shipment Size
LD-BT30A	BT30	210	95	10	15	67	130	100	3.6 kg	3.7 kg	22x11.5x14cm
LD-BT40A	BT40	210	95	10	15	67	130	100	3.7 kg	3.9 kg	22x11.5x14cm
LD-BT50A	BT50	275	113	20	24	105	200	150	11 kg	11.4 kg	29.5x17x21cm
LD-DIN40A	DIN40	210	95	10	15	67	130	100	3.6 kg	3.8 kg	22x11.5x14cm
LD-DIN50A	DIN50	275	113	20	24	105	200	150	10.8 kg	11.2 kg	29.5x17x21cm
LD-CAT40A	CAT40	210	95	10	15	67	130	100	3.6 kg	3.8 kg	22x11.5x14cm
LD-CAT50A	CAT50	275	113	20	24	105	200	150	10.8 kg	11.2 kg	29.5x17x21cm

手提倒角機 HAND CHAMFERING TOOLS

直角式手提倒角機 VERTICAL TYPE HAND CHAMFERING TOOL

特點：

- 本機可倒 0 ～ 3 m/m，C 角 R 角及直線之倒角。
- 本機適用於不易搬動之重型加工件倒角。
- 操作簡單、方便、省時。
- 適用於大型工件、各型模具、機械零件及鋼鐵，鑄鐵製造之零件倒角。
- 適用直角型加工件之倒角。

Features:

- Suitable for chamfering angle C,angle R and straight line.
- The unit provides chamfering 0~3 m/m.
- Suitable for heavy workpiece. Easy operation, convenient and save time.
- Suitable for chamfering of large workpieces molds, steels and component's chamfered when proccessing of iron casting.
- Suitable for vertical workpiece.

VHCT-03HG

規格表 Specification

型號 Model No.	倒角能力 Chamfering Capacity	迴轉速 Running Speed	電壓 Voltage	淨重 N.W.	毛重 G.W.	裝箱尺寸 Shipment Size	刀片規格 Inserts Specification	備註 Remarks
VHCT-03HG	0~3m/m	12000 R. P. M.	220V/110V	2.5 kg	2.8 kg	36x13.5x12.5cm	SPMW 090308	進口主機 Import body

不規則式手提倒角機 IRREGULAR TYPE HAND CHAMFERING TOOL

特點：

- 本機可倒 0 ～ 3 m/m C 角及曲線之倒角。
- 適用於不易搬動之重型加工件倒角。
- 操作簡單、方便、省時。
- 適用於大型工件、模具、機械零件及鋼鐵，鑄造之零件倒角。
- 適用於不規則形狀及圓弧曲線之倒角。

Features:

- Suitable for chamfering angle C and curve.
- The unit provides chamfering 0~3 m/m.
- Suitable for heavy workpiece.
- Easy operation, convenient and save time.
- Suitable for chamfering of large workpieces molds, steels and component's chamfered when proccessing of iron casting.
- Suitable for chamfering irregular shape and external curve.

IHCT-03HG

規格表 Specification

型號 Model No.	倒角能力 Chamfering Capacity	迴轉速 Running Speed	電壓 Voltage	淨重 N.W.	毛重 G.W.	裝箱尺寸 Shipment Size	刀片規格 Inserts Specification	備註 Remarks
IHCT-03HG	0~3m/m	12000 R. P. M.	220V/110V	2.2 kg	2.4 kg	36x13.5x12.5cm	SPMW 090308	進口主機 Import body

工件定位器　WORK STOP TOOL

特點：

- 可快速、準確、重複選擇使用，並且可做多點定位。
- 可鎖在各種普遍型機械上。
- 操作簡易，可任意變化高低與方向。
- 附板手。

Features:

- Quick, accurate and repeated use. Set-up on many positions.
- It can be locked in general machinery.
- Operate easily and arbitrarily in adjusting height and direction.
- Attach with spanner.

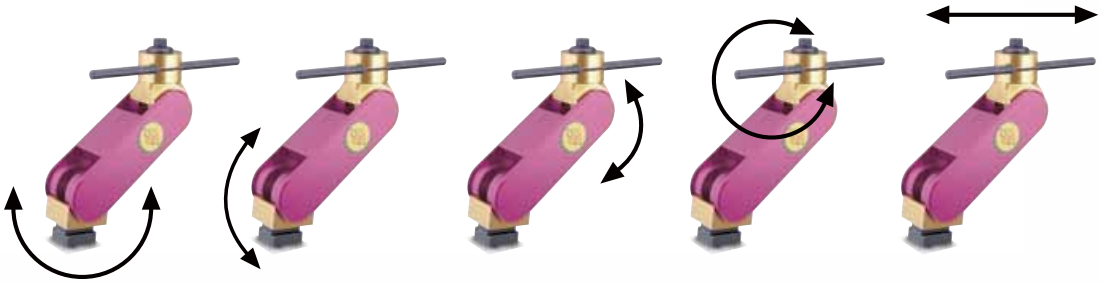

規格表 Specification

型號 Model No.	適用 Suit For	淨重 N.W.	毛重 G.W.	裝箱尺寸 Shipment Size	備註 Remarks
AMS-160A	各種機型 All Machine Models	0.8 kg	0.96 kg	41x29.5x20cm	
AMS-160AH		0.9 kg	1.06 kg	41x29.5x20cm	
AMS-160B		0.62 kg	0.78 kg	41x29.5x20cm	
AMS-160BH		0.72 kg	0.88 kg	41x29.5x20cm	

※AMS: Adjustable Milling Stop

多功能切削冷卻噴霧器 MULTI-FUNCTION MIST COOLANT SYSTEM

特點：

- 多功能切削噴霧器可同時提供冷卻、潤滑及除屑功能。
- 可大幅提昇切削性、加工速度及延長刀具使用壽命。節省加工時間，降低加工成本。
- 確保優異加工品質及切削性能。
- 對堅韌之合金鋼材加工，此噴霧器為精細之表面加工效果輔以一臂之力。

Features:

- It can be operated at the same time for cooling, lubrication, blows the metal chips.
- It was designed not only for improves machinability, cutting speed, but also for extend tool life to save your working time and cost.
- Ensure better processing quality and high performance of your tool.
- For tough and tensile alloy steel workpiece, this ptoduct could improve better processing quality.

規格表 Specification

型號 Model No.	毛重 G.W.	裝箱尺寸 Shipment Size
TCT-500	0.9 kg	41x29 5x20cm

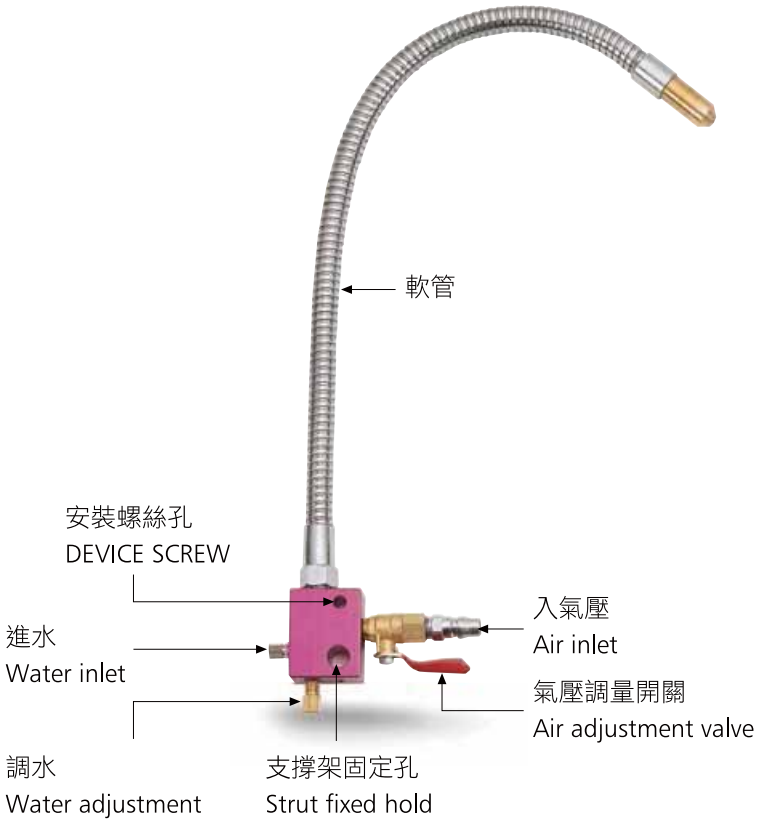

虎鉗平行板 GROUND PARALLELS

8.5mm 平 行 板

N.W. 5.5 kg

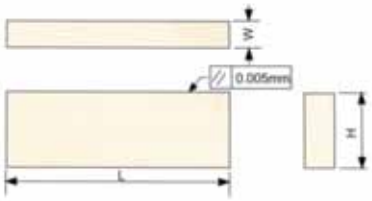

Material	S45C
Haroness	HRC 50° ~ 55°

mm

W x H x L x PCS	W x H x L x PCS
8.5 x 14 x 150 x 2	8.5 x 32 x 150 x 2
8.5 x 16 x 150 x 2	8.5 x 36 x 150 x 2
8.5 x 20 x 150 x 2	8.5 x 40 x 150 x 2
8.5 x 24 x 150 x 2	8.5 x 44 x 150 x 2
8.5 x 30 x 150 x 2	

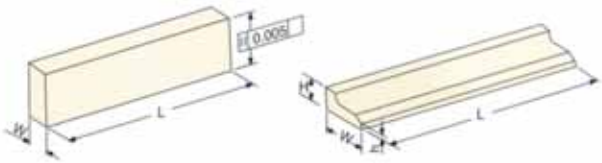

Material	S45C
Haroness	HRC 50° ~ 55°
N.W.	11 kg

mm

W x H x L x PCS	W x H x L x PCS
5 x 16 x 100 x 2	14 x 48 x 150 x 2
6 x 18 x 100 x 2	18 x 60 x 150 x 2
8 x 24 x 100 x 2	22 x 62 x 150 x 2
10 x 30 x 100 x 2	31 x 15 x 200 x 2 x 2.5
12 x 36 x 150 x 2	

BT / HSK 刀套 CUBOID OUTLET

m/m

ORDER NO. 訂購編號	MODEL 型式	DATA 材質	DIMENSION 規格
BT30	30#	ABS	64 ×43 ×138
BT40	40#	ABS	74 ×63 ×138
BT50	50#	ABS	104 ×93 ×138

BT / HSK 刀具車系列 TOOL CARRIAGE

m/m

	MODEL 型式	WIDTH 寬	LENGTH 長	HEIGHT 高	TOOL HOLDER	Picture 圖示
(A)	TC-30	無抽屜 Without Drawer 600 ×1080 ×810			BT30 ×32PCS	A
	TC-40				BT40 ×28PCS	A
	TC-50				BT50 ×20PCS	A
	TCHSK-63	尺寸同上			**HSK63 ×24PCS**	A
(B)	TCD-30	有抽屜 With Drawer 600 ×1080 ×810			BT30 ×32PCS	B
	TCD-40				BT40 ×28PCS	B
	TCD-50				BT50 ×20PCS	B
	TCDHSK-63	尺寸同上			**HSK63 ×24PCS**	B

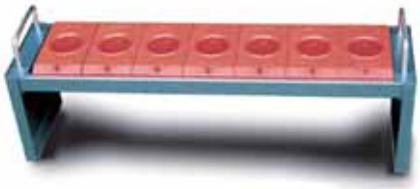

BT / HSK 桌上型刀具架 PORTABLE TOOLS RACK

m/m

ORDER NO. 訂購編號	MODEL 型式	QUANTITY PERUNIT 每排數目	DIMENSION 規格
BT-30T	30#	8PCS	590 ×145 ×220
BT-40T	40#	7PCS	590 ×145 ×220
BT-50T	50#	5PCS	590 ×145 ×220
HSK-63T	63#	6PCS	590 ×145 ×220



BT / HSK 單/雙面置刀架

m/m

MODEL 型式	DIMENSION 規格	TOOL HOLDER
STR30,40,50,63 SINGLE 單 面	645 ×380 ×1720	BT30 × 64pcs BT40 × 56pcs BT50 × 40pcs **HSK63** ×48pcs
TTR-30,40,50,63 TWIN 雙 面		BT30 ×128pcs BT40 ×112pcs BT50 × 80pcs **HSK63** × 96pcs

銑刀放置架 END MILL OUTLET

ORDER NO 訂購編號	DIMENSION 規格	RANGE 範圍	REMARKS 備註	TYPE
ABS01	205 ×205 ×80	6 φ~15, 8 φ~12 10 φ~ 5, 12 φ~ 5 16 φ~ 8, 20 φ~ 7 25 φ~ 6, 32 φ~ 2 42 φ~ 2	62P	(1)

MCLN 95°

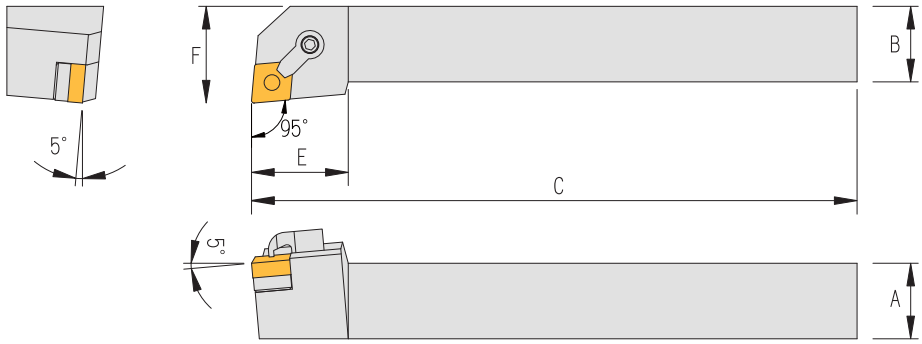

Order No.	Insert	Dimensions					Parts				Wrench
Right / Left		A	B	C	E	F					
MCLNR/L-1616H12	CNMG1204	16	16	100	30	20	SMC-432	LCS-617	CP50-22	CS7-6024	LW030
MCLNR/L-2020K12	CNMG1204	20	20	125	34	25	SMC-432	LCS-617	CP50-22	CS7-6030	LW030
MCLNR/L-2525M12	CNMG1204	25	25	150	34	32	SMC-432	LCS-617	CP50-22	CS7-6030	LW030
MCLNR/L-3225P12	CNMG1204	32	25	170	34	32	SMC-432	LCS-617	CP50-22	CS7-6030	LW030
MCLNR/L-3232P12	CNMG1204	32	32	10	34	40	SMC-432	LCS-617	CP50-22	CS7-6030	LW030

MTJN 93°

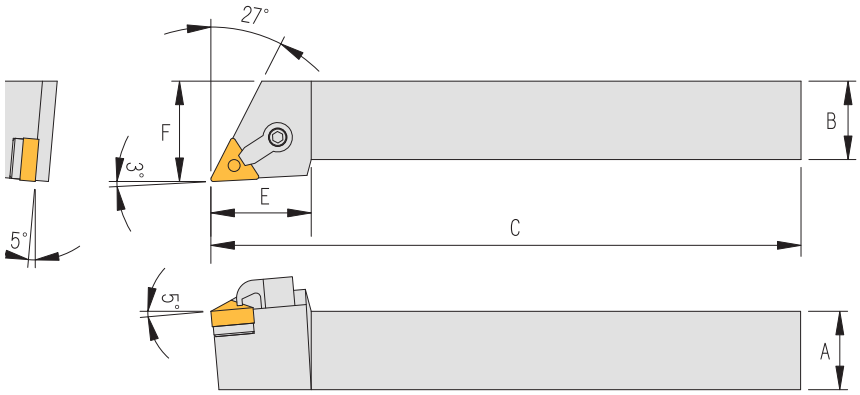

Order No.	Insert	Dimensions					Parts				Wrench	
Right / Left		A	B	C	E	F						
MTJNR/L-1616H16	TNMG1604	16	16	100	30	20	SMT-322	LCS-513	CP50-22	CS7-6024	LW020	LW030
MTJNR/L-2020K16	TNMG1604	20	20	125	33	25	SMT-322	LCS-513	CP50-22	CS7-6024	LW020	LW030
MTJNR/L-2525M16	TNMG1604	25	25	150	35	32	SMT-322	LCS-513	CP50-22	CS7-6030	LW020	LW030
MTJNR/L-3225P16	TNMG1604	32	32	170	43	32	SMT-322	LCS-513	CP50-22	CS7-6030	LW020	LW030
MTJNR/L-3232P16	TNMG1604	32	32	170	43	40	SMT-322	LCS-513	CP50-22	CS7-6030	LW020	LW030

外徑車刀 External Turning Tools

MVJN 93°

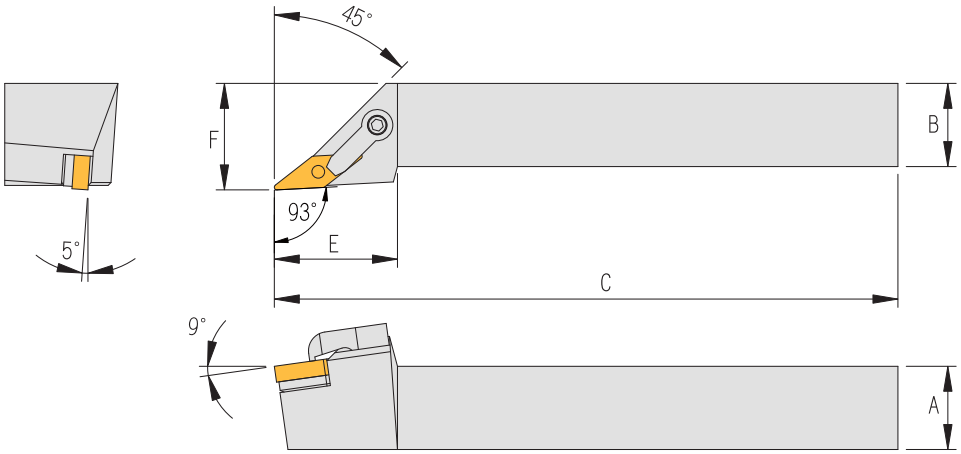

Order No.	Insert	Dimensions					Parts				Wrench	
Right / Left		A	B	C	E	F						
MVJNR/L-2020K16	VNMG1604	20	20	125	39	25	SMV-322	LCS-513	CP50-25	CS7-6030	LW020	LW030
MVJNR/L-2525M16	VNMG1604	25	25	150	44	32	SMV-322	LCS-513	CP50-25	CS7-6030	LW020	LW030
MVJNR/L-3225P16	VNMG1604	32	25	170	44	32	SMV-322	LCS-513	CP50-25	CS7-6030	LW020	LW030
MVJNR/L-3232P16	VNMG1604	32	32	170	45	40	SMV-322	LCS-513	CP50-25	CS7-6030	LW020	LW030

SCLC 95°



Order No.	Insert	Dimensions				Parts	Wrench
Right / Left		A	B	C	F		
SCLCR/L-0808H06	CCMT0602	8	8	100	10	CS25060	FT-7
SCLCR/L-1010H06	CCMT0602	10	10	100	12	CS25060	FT-7
SCLCR/L-1212H06	CCMT0602	12	12	100	16	CS25060	FT-7
SCLCR/L-1212H09	CCMT09T3	12	12	100	16	CS35090	FT-15
SCLCR/L-1616H09	CCMT09T3	16	16	100	20	CS35090	FT-15
SCLCR/L-2020K09	CCMT09T3	20	20	125	25	CS35090	FT-15
SCLCR/L-2525M09	CCMT09T3	25	25	150	32	CS35090	FT-15
SCLCR/L-2020K12	CCMT1204	20	20	125	25	CS40115	FT-15
SCLCR/L-2525M12	CCMT1204	25	25	150	32	CS40115	FT-15

泰精超硬刀具有限公司 TEL:886-2-29967563
TAI JENG MACHINERY TOOL CO., LTD

外徑車刀 External Turning Tools

SVJC
93°



Order No.	Insert	Dimensions				Parts			Wrench	
Right / Left		A	B	C	F					
SVJCR/L-1010H11	VCMT1103	10	10	100	10.5	——	——	CS25060	FT-7	——
SVJCR/L-1212H11	VCMT1103	12	12	100	12.5	——	——	CS25060	FT-7	——
SVJCR/L-1616K11	VCMT1103	16	16	125	16.5	——	——	CS25060	FT-7	——
SVJCR/L-2020K16	VCMT1604	20	20	125	25	SMV-321	SN535	CS35115	FT-15	LW035
SVJCR/L-2525M16	VCMT1604	25	25	150	32	SMV-321	SN535	CS35115	FT-15	LW035

外徑牙刀 Toolholders For Threading

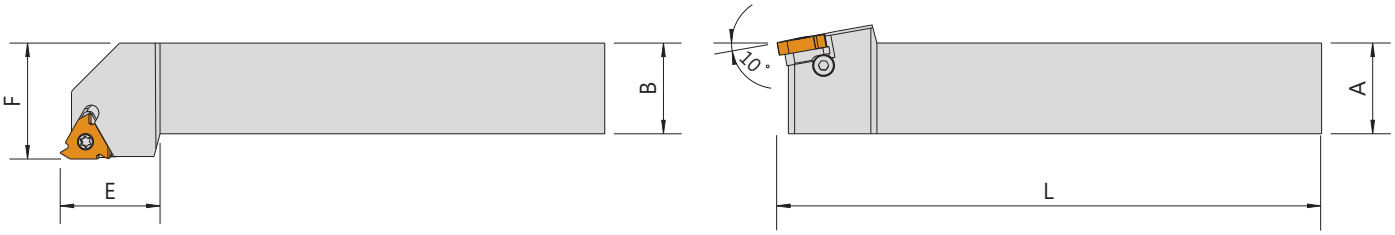

Order No.	Insert	Dimensions(mm)					Parts				Wrench	
Right / Left		A	B	L	E	F	Shim R	Shim L				
SER/L1010H11	11ER/L	10	10	100	20	12	——	——	——	CS25080	FT-10	——
SER/L1212H11		12	12	100	20	16	——	——	——	CS25080	FT-10	——
SER/L1616H11		16	16	100	20	20	——	——	——	CS25080	FT-10	——
SER/L2020H11		20	20	100	20	25	——	——	——	CS25080	FT-10	——
SER/L1010H16N	16ER/L	10	10	100	20	10	AE16	AI16	CSH0306	CS35115	FT-15	LW025
SER/L1212H16N		12	12	100	20	12	AE16	AI16	CSH0306	CS35115	FT-15	LW025
SER/L1616H16N		16	16	100	22	16	AE16	AI16	CSH0306	CS35115	FT-15	LW025
SER/L1616H16		16	16	100	22	20	AE16	AI16	CSH0306	CS35115	FT-15	LW025
SER/L2020K16		20	20	125	25	25	AE16	AI16	CSH0306	CS35115	FT-15	LW025
SER/L2525M16		25	25	150	25	32	AE16	AI16	CSH0306	CS35115	FT-15	LW025
SER/L3232P16		32	32	170	32	40	AE16	AI16	CSH0306	CS35115	FT-15	LW025
SER/L4040R16		40	40	200	32	50	AE16	AI16	CSH0306	CS35115	FT-15	LW025

內孔車刀 Boring Bars

MCLN 95°

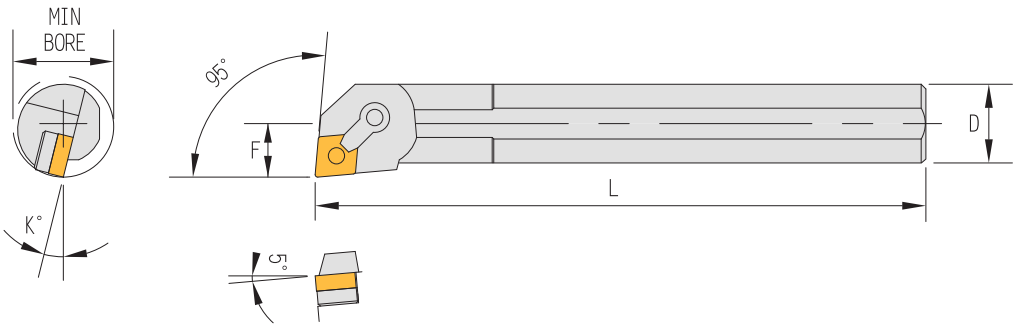

Order No.	Insert	Dimensions					Parts				Wrench	
Right / Left		D	F	L	B	K°						
S16Q-MCLNR/L12	CNMG1204	16	11	180	20	20°	——	LCS-511	CP50-26	CS7-5018	LW025	——
S20R-MCLNR/L12	CNMG1204	20	13	200	25	17°	——	LCS-511	CP50-26	CS7-5018	LW025	——
S25R-MCLNR/L12	CNMG1204	25	17	200	32	14°	——	LCS-511	CP50-22	CS7-6024	LW025	LW030
S32S-MCLNR/L12	CNMG1204	32	22	250	40	14°	SMC-432	LCS-617	CP50-22	CS7-6030	——	LW030
S40T-MCLNR/L12	CNMG1204	40	27	300	50	12°	SMC-432	LCS-617	CP50-22	CS7-6030	——	LW030
S50U-MCLNR/L12	CNMG1204	50	35	350	63	12°	SMC-432	LCS-617	CP50-22	CS7-6030	——	LW030
S60V-MCLNR/L12	CNMG1204	60	36	400	70	10°	SMC-432	LCS-617	CP50-22	CS7-6030	——	LW030
S63Y-MCLNR/L12	CNMG1204	63	38	500	75	10°	SMC-432	LCS-617	CP50-22	CS7-6030	——	LW030

MTFN 91°

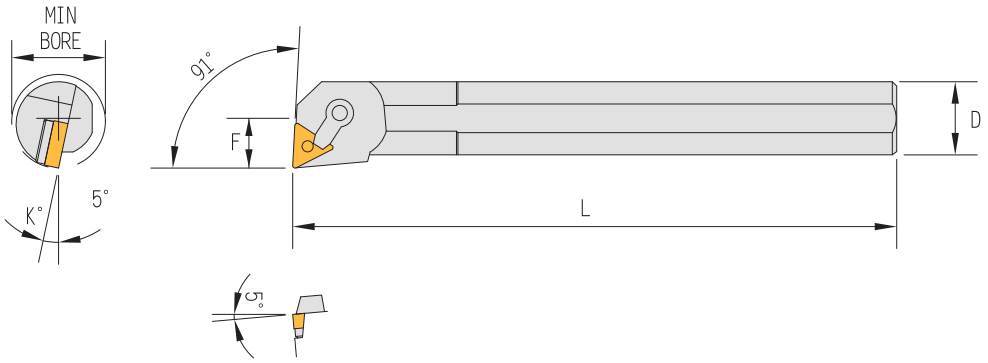

Order No.	Insert	Dimensions					Parts				Wrench	
Right / Left		D	F	L	B	K°						
S20R-MTFNR/L16	TNMG1604	20	13	200	25	17°	——	LCS-510	CP50-26	CS7-5018	LW020	LW025
S25R-MTFNR/L16	TNMG1604	25	17	200	32	12°	——	LCS-510	CP50-22	CS7-6024	LW020	LW030
S32S-MTFNR/L16	TNMG1604	32	22	250	40	10°	SMT-322	LCS-513	CP50-22	CS7-6024	LW020	LW030
S40T-MTFNR/L16	TNMG1604	40	27	300	50	10°	SMT-322	LCS-513	CP50-22	CS7-6030	LW020	LW030
S50U-MTFNR/L16	TNMG1604	50	35	350	63	8°	SMT-322	LCS-513	CP50-22	CS7-6030	LW020	LW030

泰精超硬刀具有限公司 TEL:886-2-29967563
TAI JENG MACHINERY TOOL CO., LTD

內孔車刀 Boring Bars

MTUN-A
93°

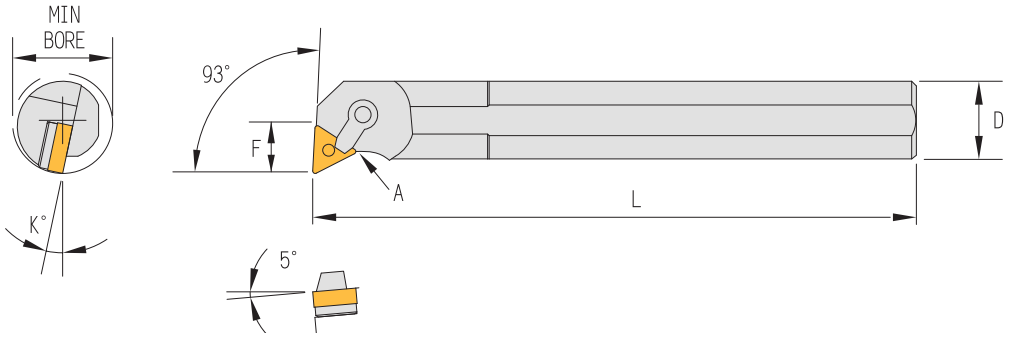

Order No.	Insert	Dimensions					Parts				Wrench	
Right / Left		D	F	L	B	K°						
S16Q-MTUNR/L16A	TNMG1604	16	11	180	20	20°	——	LCS-510	CP50-26S	CS7-5018	LW020	LW025
S20R-MTUNR/L16A	TNMG1604	20	13	200	25	17°	——	LCS-510	CP50-26	CS7-5018	LW020	LW025
S25R-MTUNR/L16A	TNMG1604	25	17	200	32	12°	——	LCS-510	CP50-22	CS7-6024	LW020	LW030
S32S-MTUNR/L16A	TNMG1604	32	22	250	40	10°	SMT-322	LCS-513	CP50-22	CS7-6024	LW020	LW030
S40T-MTUNR/L16A	TNMG1604	40	26.5	300	50	10°	SMT-322	LCS-513	CP50-22	CS7-6030	LW020	LW030
S50U-MTUNR/L16A	TNMG1604	50	31	350	63	8°	SMT-322	LCS-513	CP50-22	CS7-6030	LW020	LW030
S60V-MTUNR/L16A	TNMG1604	60	36	400	70	10°	SMT-322	LCS-513	CP50-22	CS7-6030	LW020	LW030
S63Y-MTUNR/L16A	TNMG1604	63	37.5	500	75	10°	SMT-322	LCS-513	CP50-22	CS7-6030	LW020	LW030

MWLN
95°

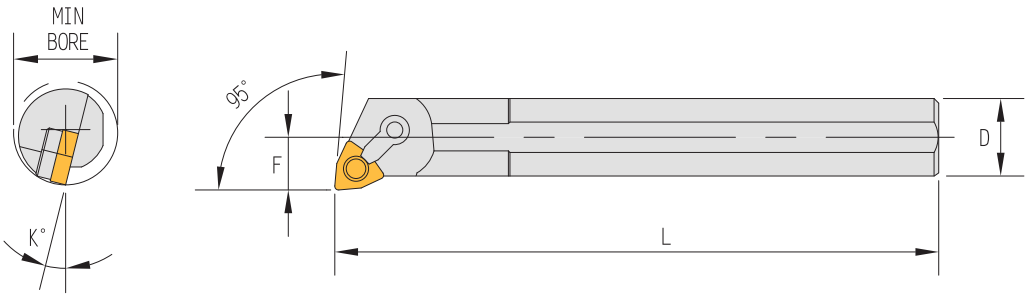

Order No.	Insert	Dimensions					Parts				Wrench	
Right / Left		D	F	L	B	K°						
S16Q-MWLNR/L06	WNMG0604	16	11	180	22	18°	——	LCS-510	CP50-26	CS7-5018	LW020	LW025
S20R-MWLNR/L08	WNMG0804	20	13	200	25	17°	——	LCS-511	CP50-26	CS7-5018	——	LW025
S25R-MWLNR/L08	WNMG0804	25	17	200	32	14°	——	LCS-511	CP50-22	CS7-6024	LW025	LW030
S32S-MWLNR/L08	WNMG0804	32	22	250	40	14°	SMW-432	LCS-617	CP50-22	CS7-6030	——	LW030
S40T-MWLNR/L08	WNMG0804	40	27	300	50	12°	SMW-432	LCS-617	CP50-22	CS7-6030	——	LW030
S50U-MWLNR/L08	WNMG0804	50	35	350	63	12°	SMW-432	LCS-617	CP50-22	CS7-6030	——	LW030
S63Y-MWLNR/L08	WNMG0804	63	37	500	75	10°	SMW-432	LCS-617	CP50-22	CS7-6030	——	LW030

內孔車刀 Boring Bars

SDUC 93°

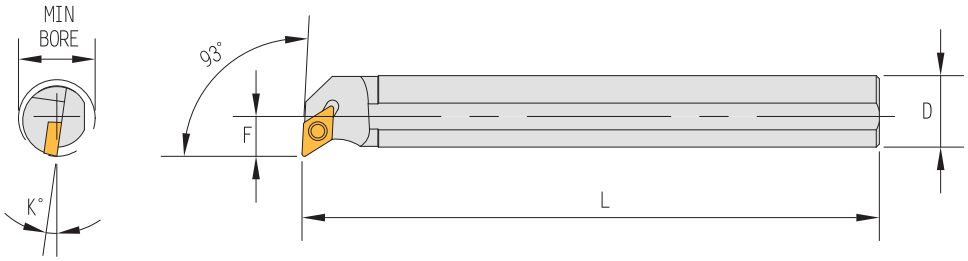

Order No.	Insert	Dimensions					Parts	Wrench
Right / Left		D	F	L	B	K°		
S16Q-SDUCR/L11	DCMT11T3	16	11	180	20	7	CS35095	FT-15
S20R-SDUCR/L11	DCMT11T3	20	13	200	25	8	CS35095	FT-15
S25R-SDUCR/L11	DCMT11T3	25	17	200	32	4°	CS35095	FT-15
S32S-SDUCR/L11	DCMT11T3	32	22	250	39	4	CS35095	FT-15
S40T-SDUCR/L11	DCMT11T3	40	24	300	50	2	CS35115	FT-15

SCLC 95°

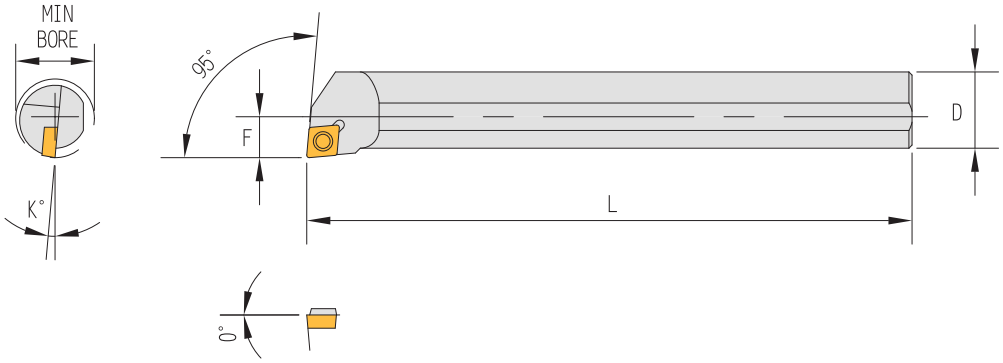

Order No.	Insert	Dimensions					Parts			Wrench	
Right / Left		D	F	L	B	K°					
S08H-SCLCR/L06	CCMT0602	8	6	100	12	13°	——	——	CS25050	FT-7	——
S10K-SCLCR/L06	CCMT0602	10	7	125	14	12°	——	——	CS25050	FT-7	——
S12M-SCLCR/L06	CCMT0602	12	9	150	16	9°	——	——	CS25060	FT-7	——
S16Q-SCLCR/L09	CCMT09T3	16	11	180	20	9°	——	——	CS35090	FT-15	——
S20R-SCLCR/L09	CCMT09T3	20	13	200	25	7°	——	——	CS35090	FT-15	——
S25R-SCLCR/L12	CCMT1204	25	17	200	32	8°	——	——	CS40115	FT-15	——
S32S-SCLCR/L12S	CCMT1204	32	22	250	39	6°	SMC-453	SN630	CS40115	FT-15	LW040

泰精超硬刀具有限公司 TEL:886-2-29967563
TAI JENG MACHINERY TOOL CO., LTD

內孔車刀 Boring Bars

STUP

93°

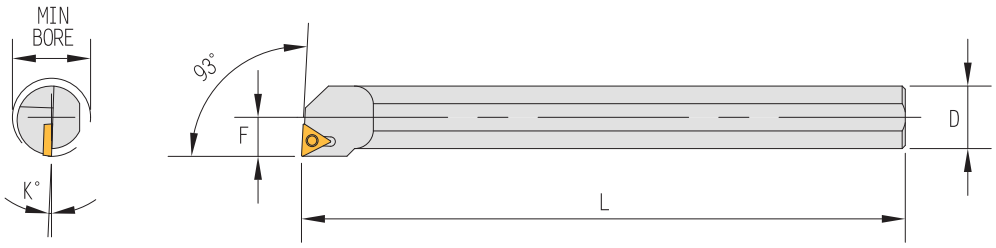

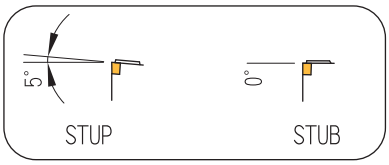

Order No.	Insert	Dimensions					Parts	Wrench
Right / Left		D	F	L	B	K°		
S08H-STUBR/L06-10	TBGT0601	8	4	100	10	12°	CS20043	FT-6
S10K-STUPR/L11-12	TPMT1103	10	6	125	12	8°	CS30060A	FT-10
S12M-STUPR/L11	TPMT1103	12	8	150	16	6°	CS30070A	FT-10
S16Q-STUPR/L11	TPMT1103	16	10	180	20	2°	CS30070A	FT-10
S20R-STUPR/L16	TPMT1604	20	12	200	25	8°	CS40090A	FT-15
S25R-STUPR/L16	TPMT1604	25	14.5	200	32	8	CS40090A	FT-15
S32S-STUPR/L16	TPMT1604	32	18	250	39	6	CS40090A	FT-15

內孔牙刀 Boring Bars for Threading

SIR

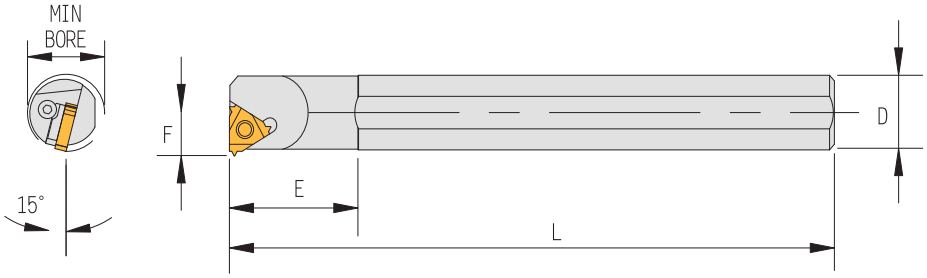

Order No.	Insert	Dimensions					Parts				Wrench	
Right / Left		B	D	F	L	E	Shim R	Shim L				
SIR/L1516-16	16IR/L	15	16	7.5	150	30	——	——	CS35090H	——	FT-15	LW025
SIR/L2016-16	16IR/L	20	16	10	150	35	——	——	CS35090H	——	FT-15	LW025
SIR/L2420S-16	16IR/L	24	20	12	180	35	AI16	AE16	CS35115H	CS6-0306	FT-15	LW025
SIR/L3025S-16	16IR/L	30	25	15	200	35	AI16	AE16	CS35115H	CS6-0306	FT-15	LW025
SIR/L3732S-16	16IR/L	37	32	18.5	250	35	AI16	AE16	CS35115H	CS6-0306	FT-15	LW025
SIR/L4440S-16	16IR/L	44	40	22.5	300	35	AI16	AE16	CS35115H	CS6-0306	FT-15	LW025

焊刃式鎢鋼車刀

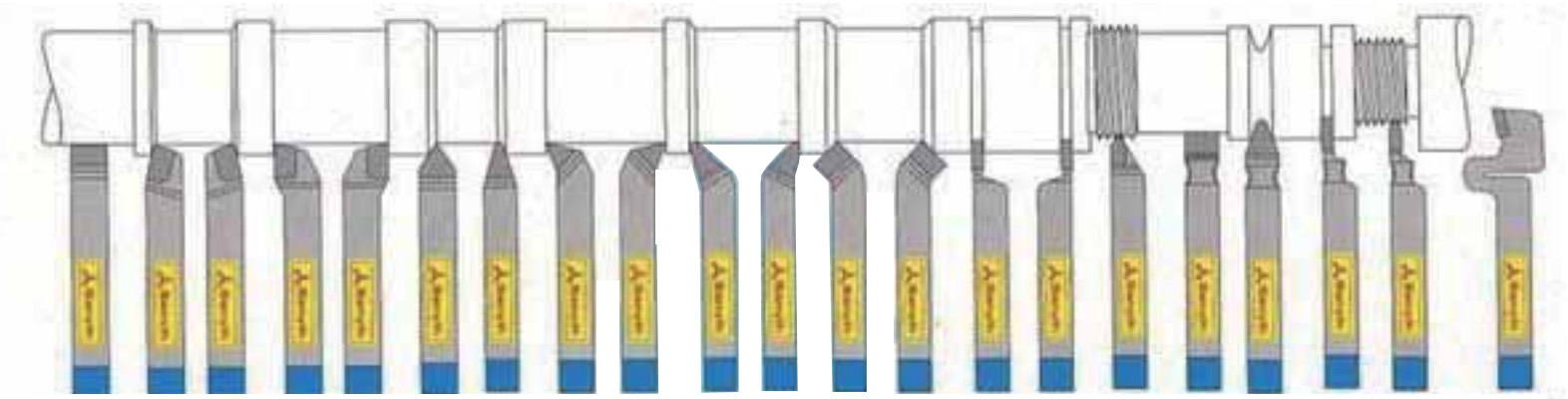

27型 31型 32型 33型 34型 35型 36型 37型 38型 39型 40型 41型 42型 43型 44型 49型 T4型 T3型 T1型 T2型 T型側面

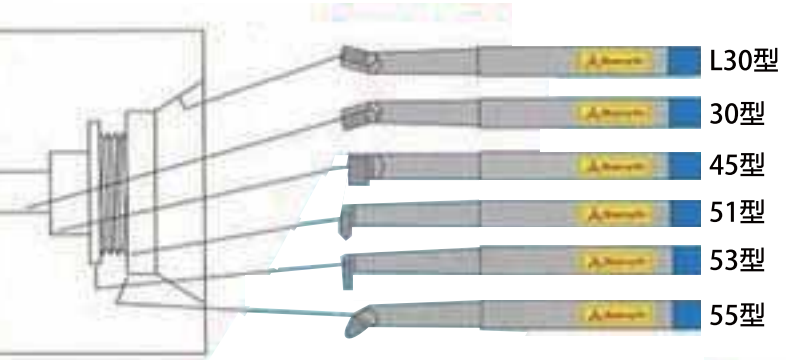

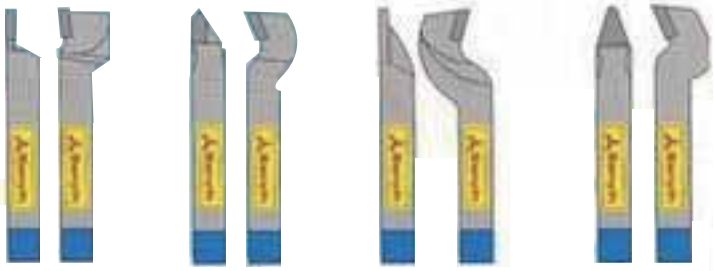

T8型 T7型 T5型 T6型

訂購時，請註明編號

訂購號碼　例:

33	2	P (鋼) M(不鏽鋼) K (鑄鐵)
↓	↓	↓
車刀型式	刀柄尺寸	刀片材質

0	1	2	3	4
3/8” x 120L	1/2” x 140L	5/8” x 160	3/4” x 190L	1” x 230L

泰精超硬刀具有限公司 TEL:886-2-29967563
TAI JENG MACHINERY TOOL CO., LTD

樹脂鑽石砂輪

6A2
直角碗型砂輪
Face Wheels

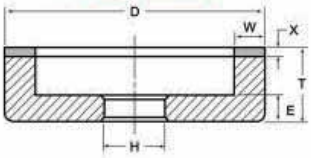

Unit:mm

型 號 Model No.	外徑 φD	高度 T	面寬 W	孔徑 φH	厚度 X	鑽石粒度/Mesh Diamond		
						#150	#200	#400
RB-206D2	50	12.4	6	15.88	2	-	●	●
RD-206D2	50	12.4	6	15.88	2	-	●	-
RB-206F2	50	11	6	17	2	●	-	-
RD-205K5	50	20	5	24	5	-	●	-
RB-207C5	50	20	7	15	5	-	●	-
RB-207G5	50	20	7	19	5	-	●	-

11A2
斜角碗型砂輪
Face Wheels

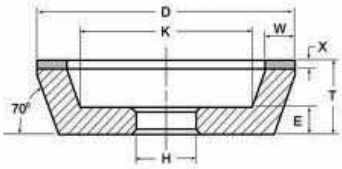

Unit:mm

型 號 Model No.	外徑 φD	高度 T	面寬 W	孔徑 φH	厚度 X	鑽石粒度/Mesh Diamond		
						#150	#200	#400
RD-0408A2	100	40	8	20	2	●	●	●
RD-0410A3	100	30	10	20	3		●	●

適用於工具磨床，鎢鋼刀具研磨及成型
Apply on tool grinding machine to grinding and forming the carbide tools

11C9
斜角碗型砂輪
Face Wheels

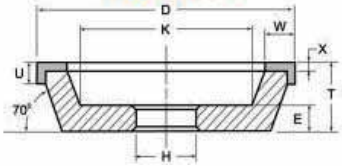

Unit:mm

型 號 Model No.	外徑 φD	高度 T	面寬 W	孔徑 φH	厚度 X	刃高 U	鑽石粒度/Mesh Diamond		
							#150	#200	#400
RD-408I15	100	40	8	20	1.5	5	●	●	●

適用鎢鋼工具之研磨，成型用
Apply on tool grinding machine to grinding and forming the carbide tools

1A1R
樹脂切斷砂輪
Cutting Wheels

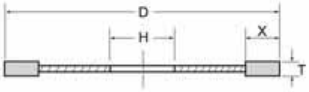

Unit:mm

型 號 Model No.	外徑 φD	高度 T	孔徑 φH	厚度 X	鑽石粒度/Mesh		
					#100	#200	#400
RD-601B7	152	1	19.05	7	●	●	●
RD-601A6	152	1	31.75	6	-	●	●
RD-601A7	152	1	31.75	7	●	●	●

適用於平面磨床（31.75孔）或沖頭切斷機（19.05孔）
研磨，切斷鎢鋼，陶瓷（選用鑽石-SDC）或硬化鋼材（選用氮化硼B）
Ideal for sharpening carbide, general carbide cutting

3A1
直型砂輪
Straight Wheels

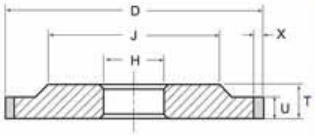

型 號 Model No.	外徑 φD	高度 T	孔徑 φH	厚度 X	鑽石粒度/Mesh
					#200
RD-3005C3	80	0.5	22.22	3	●
RD-3005B3	80	0.5	24	3	●
RD-3007C3	80	0.7	22.22	3	●
RD-3007B3	80	0.7	24	3	●
RD-4015A5	100	1.5	31.75	5	●
RD-4020A5	100	2.0	31.75	5	●
RD-4025A5	100	2.5	31.75	5	●
RD-4030A5	100	3.0	31.75	5	●
RD-4035A5	100	3.5	31.75	5	●
RD-406A5	100	6	31.75	5	●

適用於平面磨床（31.75孔）或沖頭切斷機（19.05孔）
研磨，切斷鎢鋼，陶瓷（選用鑽石-SDC），或硬化鋼材（選用氮化硼B）
(RD-xxxxx): Size/flatness - carbide parts

電鑄鑽石砂輪

11C9

斜角碗型砂輪-Face Wheels

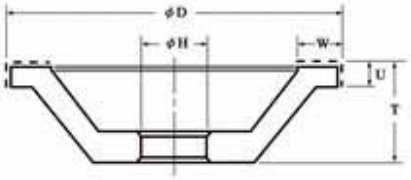

Unit:mm

型 號 Model No.	外徑 φD	高度 T	面寬 W	孔徑 φH	刃高 U	鑽石粒度/Mesh Diamond				
						#100	#150	#200	#400	#600
WC-1005A22	100	22	10	20	5	●	●	●	●	●
WC-1005A35	100	35	10	20	5	●	●	●	●	●
WC-1605A35	100	35	16	20	5	●	●	●	●	●
WC-2005A35	100	35	20	20	5	●	●	●	●	●

適用鎢鋼刀具之研磨成型用
Ideal for carbide tool's sharpening, forming and sharpening

1A1U

直型砂輪-Flat Wheels

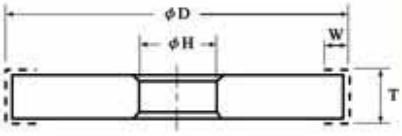

Unit:mm

型 號 Model No.	外徑 φD	高度 T	面寬 W	孔徑 φH	鑽石粒度/Mesh Diamond		
					#100	#200	#400
WS-6105A3175	150	10	5	31.75	●	●	●
WS-6105A1270	150	10	5	12.70	●	●	●
WS-6105A1588	150	10	5	15.88	●	●	●

1/2hp - Arbor Hole φ 15.88, 1/4hp - Arbor Hole φ 12.70
適用鎢鋼刀具之研磨成型用 Ideal for carbide tool's sharpening

3Y1

斜型砂輪-Flat Taper Wheels

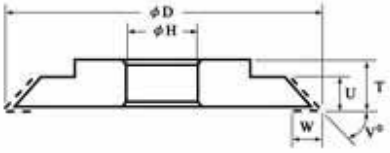

Unit:mm

型 號 Model No.	外徑 φD	高度 T	面寬 W	孔徑 φH	刃高 U	角度 V°	鑽石粒度/Mesh Diamond		
							#100	#200	#400
WV-6645A1270	150	10	5	12.70	6	45	●	●	●
WV-6645A1588	150	10	5	15.88	6	45	●	●	●
WV-6660A1270	150	10	5	12.70	6	60	-	●	●
WV-6660A1588	150	10	5	15.88	6	60	-	●	●

1/2hp - Arbor Hole φ 15.88, 1/4hp - Arbor Hole φ 12.70
適用鎢鋼刀具之研磨成型用 Ideal for carbide tool's sharpening

泰精超硬刀具有限公司 TEL:886-2-29967563
TAI JENG MACHINERY TOOL CO., LTD

專利證號
M395751
M278511
M390838
M320459

大陸專利證書號: 第588258號

CNC超級倍力虎鉗

型號: HPAQ-160, 200, 250, 160L, 200L

- 特殊倍力結構，高精準度！
- 超強夾持力 0~8000KG
- 超大開口

HPAQ

選購配件

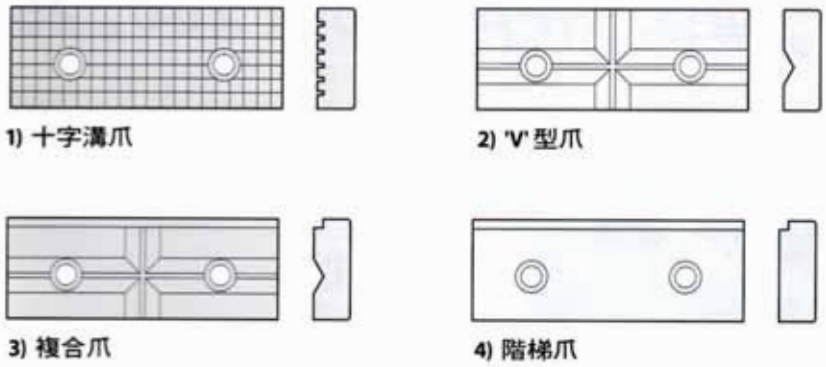

DIMENSIONS :

尺寸圖

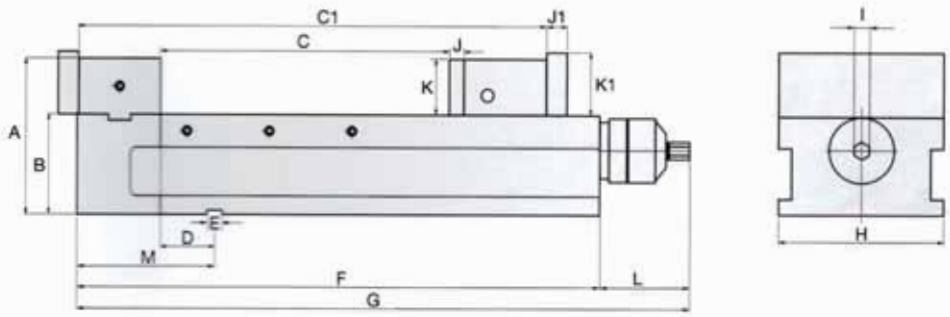

規格表

單位: mm

型號	A	B	C	C1	D	E	F	G	H
HPAQ-160	168	115±0.01	0-300	195-490	57±0.02	18	560	677	160
HPAQ-200	187	120±0.01	0-350	220-570	66±0.02	18	637	754	200
HPAQ-250	187	120±0.01	0-350	220-580	66±0.02	18	646	763	250
HPAQ-160L-400	168	115±0.01	0-400	206-600	57±0.02	18	665	792	160
HPAQ-160L-500	168	115±0.01	0-500	206-700	57±0.02	18	765	892	160
HPAQ-160L-650	168	115±0.01	0-650	206-860	57±0.02	18	925	1042	160
HPAQ-200L-480	187	120±0.01	0-480	236-710	66±0.02	18	795	912	200
HPAQ-200L-730	187	120±0.01	0-730	236-960	66±0.02	18	1045	1162	200
HPAQ-200L-1140	187	120±0.01	0-1140	236-1370	66±0.02	18	1435	1560	200

型號	I	J	J1	K	K1	L	M	最大夾持力	重量 (kg)
HPAQ-160	19	15	21	53	63	117	145	8000 kg	73
HPAQ-200	19	18	25	66	75	117	168	8000 kg	120
HPAQ-250	19	18	25	66	75	117	168	8000 kg	156
HPAQ-160L-400	19	15	21	53	63	117	145	8000 kg	83
HPAQ-160L-500	19	15	21	53	63	117	145	8000 kg	92
HPAQ-160L-650	19	15	21	53	63	117	145	8000 kg	107
HPAQ-200L-480	19	18	25	66	75	117	168	8000 kg	144
HPAQ-200L-730	19	18	25	66	75	117	168	8000 kg	175
HPAQ-200L-1140	19	18	25	66	75	117	168	8000 kg	217

泰精超硬刀具有限公司 TEL:886-2-29967563
TAI JENG MACHINERY TOOL CO., LTD

MC 角固式 / 肯倍得式精密油壓虎鉗
COMPACT MECHANICAL /HYDRAULIC VISE

THE WHOLE SWIVEL BASE BY MADE OF STEEL BY HARDNESS AND TAKE UP WEAR AND MAINTAIN ACCURACY FOR LONG

Standard Accessories
1.Handle x 1 pc
2.Guide key x 2pcs
M6 x 10L x 2pcs
3.Vise locked block x 4 pcs

Optional Accessories
1.Special Application Jaw Plates (P.47.48)
2.Swivel Base - SBD (Steel)

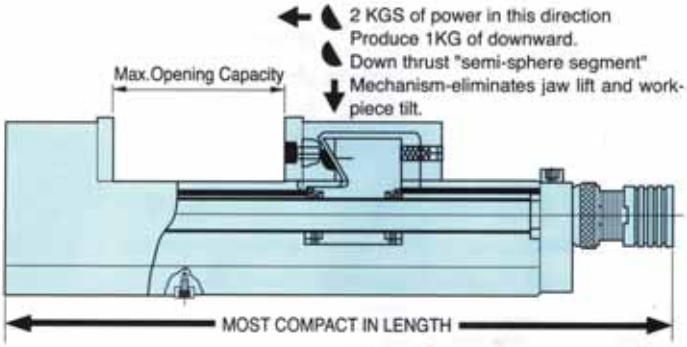

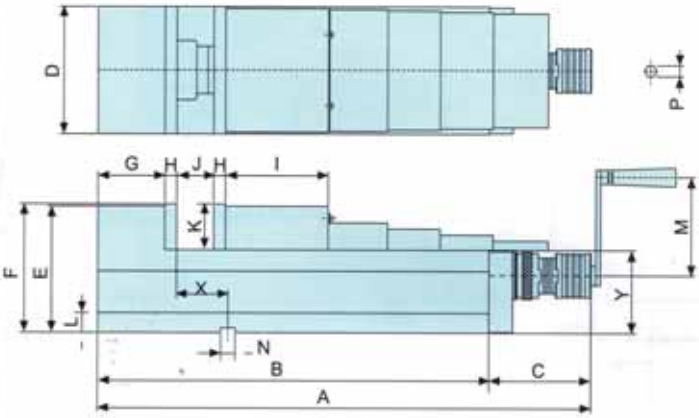

The 4 Ways Of Clamping For Your Best Choice

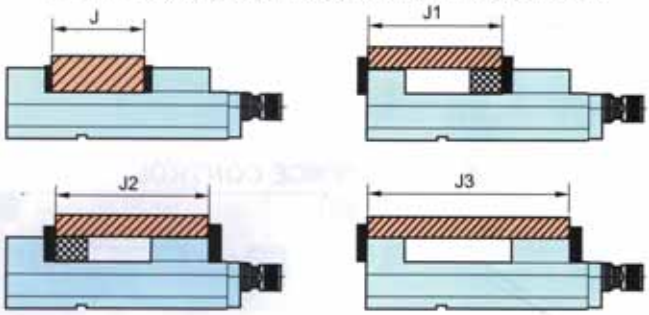

Unit:mm

ORDER NO.	MODEL	A	B	C	D	E	F	G	H	I	J	J1	J2	J3	K	L
07120100	CHV-100V	475	340	135	101	130	133	65	15	105	0-125	125-190	125-230	125-320	48	22
07125100	CHV-100S	475	340	135	101	130	133	65	15	105	0-125	125-190	125-230		48	22
07120130	CHV-130V	540	405	135	131	147	150	70	15	115	0-180	180-240	180-290	180-380	55	22
07125130	CHV-130S	540	405	135	131	147	150	70	15	115	0-180	180-240	180-290		55	22
07120160	CHV-160V	630	495	135	161	160	163	85	15	130	0-240	240-320	240-360	240-470	58	22
07125160	CHV-160S	630	495	135	161	160	163	85	15	130	0-240	240-320	240-360		58	22
07120200	CHV-200V	705	570	135	201	170	173	90	18	150	0-280	280-360	280-420	280-540	63	22
07125200	CHV-200S	705	570	135	201	170	173	90	18	150	0-280	280-360	280-420		63	22

ORDER NO.	MODEL	M	N	P	X	X=8.02	Y	Y=8.02	MAX.PRESSURE	LIMIT.PRESSURE	N.W.	G.W.	SHIPMENT SIZE	REMARK
07120100	CHV-100V	125	16	14	45	YES	85	YES	36KN(3528kgf)	41KN(4018kgf)	25kg	27kg	600x220x185	
07125100	CHV-100S	125	16	14	45	NO	85	NO	36KN(3528kgf)	41KN(4018kgf)	25kg	27kg	600x220x185	
07120130	CHV-130V	125	18	14	65	YES	95	YES	46KN(4508kgf)	52KN(5096kgf)	38kg	40kg	665x250x205	
07125130	CHV-130S	125	18	14	65	NO	95	NO	46KN(4508kgf)	52KN(5096kgf)	38kg	40kg	665x250x205	
07120160	CHV-160V	125	18	14	65	YES	105	YES	56KN(5488kgf)	61KN(5978kgf)	57kg	60kg	760x280x215	
07125160	CHV-160S	125	18	14	65	NO	105	NO	56KN(5488kgf)	61KN(5978kgf)	57kg	60kg	760x280x215	
07120200	CHV-200V	125	18	14	82	YES	110	YES	71KN(6958kgf)	82KN(8036kgf)	78kg	81kg	860x320x225	
07125200	CHV-200S	125	18	14	82	NO	110	NO	71KN(6958kgf)	82KN(8036kgf)	78kg	81kg	860x320x225	

精密平夾

SLOTTED ANGLE PLATE (PRECISION GROUND)
Model: HL-4”, 6”, 8”, 10”, 12”

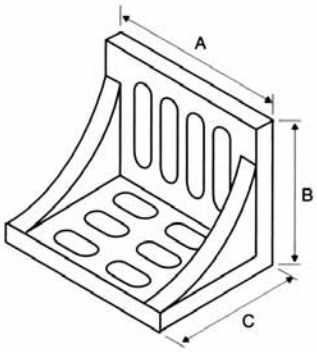

SPECIFICATIONS

Unit: mm

NO	Model	A	B	C	Weight (kg)
P-12	HL-4"	4-1/2"	3-1/2"	3"	2
P-13	HL-6"	6"	5"	4-1/2"	3.5
P-14	HL-8"	8"	6"	5"	7
P-15	HL-10"	10"	8"	6"	12
P-16	HL-12"	12"	9"	8"	25

單頭壓板 & 雙頭壓板

STEP CLAMP & PLAIN CLAMP



規格	適用螺絲	內孔寬度 D	內孔長度 W	厚度 H	長度 L
1/2" 小	1/2"	15 mm	28 mm	13 mm	65 mm
1/2" 中		15 mm	43 mm	19 mm	100 mm
1/2" 大		15 mm	67 mm	22 mm	150 mm
5/8" 小	5/8"	18 mm	30 mm	16 mm	65 mm
5/8" 中		18 mm	46 mm	19 mm	100 mm
5/8" 大		18 mm	73 mm	22 mm	150 mm
3/4" 小	3/4″	21 mm	49 mm	19 mm	100 mm
3/4" 中		21 mm	69 mm	25 mm	150 mm
3/4" 大		21 mm	89 mm	28.5 mm	200 mm

U型夾覆銅片 U-CLAMP

型號	規格
B-UC-4	1/2"
B-UC-5	5/8"
B-UC-6	3/4"



自由虎鉗 FREE TYPE VISE

型號	夾口寬W	夾口高H
SV-062	62 mm	55 mm
SV-085	85 mm	73 mm
SV-125	125 mm	98 mm

雙頭螺絲 CLAMPING STUD

螺牙規格	長度 inch																							
1/2" - 12W	3"	4"	5"	6"	7"	8"																		
5/8" - 11W	3"	4"	5"	6"	7"	8"	9"	10"	11"	12"	13"	14"	15"	16"	17"	18"	20"							
3/4" - 10W	3"	4"	5"	6"	7"	8"	9"	10"	11"	12"	13"	14"	15"	16"	17"	18"	20"	22"	24"	26"	28"	30"	32"	

T型螺帽 T SLOT NUT



規格	適用螺絲	A (mm)	B (mm)	C (mm)	D (mm)
1/2" 小	1/2"	22	8	16	13.8
1/2" 中		25	8	16	15.5
1/2" 大		28	11	19	17.5
5/8" 小	5/8"	28	11	19	17.5
5/8" 中		31.8	12	19	18.6
5/8" 大		32	14	25	20.2
3/4" 小	3/4"	32	14	25	20.2
3/4" 中		35	14	28	21.7
3/4" 大		40	15.5	25	25

泰精超硬刀具有限公司 TEL:886-2-29967563
TAI JENG MACHINERY TOOL CO., LTD

接管螺帽 COUPLING NUT

規格	A (mm)	B (mm)	L (mm)
1/2"	11	21	32
5/8"	14	26	40
3/4"	16	32	48

法蘭螺帽 & 活動法蘭螺帽

FLANGE NUT & SWIVEL FLANGED NUT

規格	B (mm)	A (mm)	C (mm)	L (mm)
1/2"	11	21	30	17
5/8"	14	26	35	22
3/4"	16	32	42	27

三角級枕 STEP BLOCK

規格	L (mm)	W (mm)	H (mm)
1/2" 小	30	32	19
1/2" 中	45	32	27
1/2" 大	97	32	59
5/8" 小	30	32	19
5/8" 中	45	32	27
5/8" 大	97	32	59
3/4" 小	59	38	38
3/4" 中	97	38	61
3/4" 大	140	38	88

千斤頂

SCREW JACK

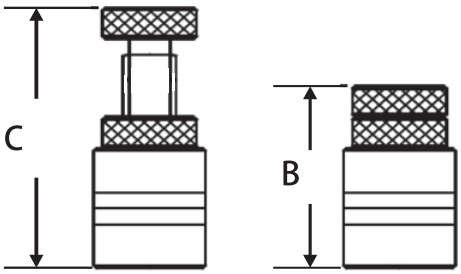

Order no.	A	W	Appliable range (B ~ C)
S - 70	25	32	56 ~ 75
TS – 100	28	38	70 ~ 100
TS – 150	38	50	95 ~ 150
TS – 250	45	55	140 ~ 235
TS - 400	45	55	235 ~ 420

萬能夾具組

CLAMPING KIT

104B / 105B

型號	規格
104B	1/2"
105B	5/8"
206A	3/4"

206A

[木架 Wooden Tray]

泰精超硬刀具有限公司 TEL:886-2-29967563
TAI JENG MACHINERY TOOL CO., LTD

摩特立多功能刀具研磨機優點

■ 摩特立多功能刀具研磨機優點 (不用刻度定位．定位看得見)

1. 一機可研磨多種刀型(研磨單一刀型機種,可增購附件, 研磨2-3種刀型)
2. 模組化設計, 維修效率提高, 降低成本.
3. 調整式定位方式, 解決傳統式定位的不確定因素.

■ 摩特立多功能刀具研磨機與他牌比較表

型　號	舊　式	新　式（摩特立）
定位方式	舊式刻度定位	新型多功能快速定位
研磨	(外徑研磨)	(平面研磨)
刀刃型式		
刀型表面粗度(同樣200#)	<200#	>200#
刀刃強度	不耐用 	優 
定位標準化	無	有
定位快速化	無	有
多功能	無	有
定位看得見	無	有
維修-定位塊磨損 需寄回整台機器	需要 (需要檢測治具定位維修)	不需要 (標準化，可自行更換零件)
夾頭組	 固定式夾頭組	 活動式夾頭組
定位系統	 定位看不見(憑感覺與經驗)	  定位看得見

鑽頭研磨機　Drill Sharpner

M-01-A

鑽頭先端研磨 標準~HSS(高速鋼) 可選配~SD(碳化鎢)	可研磨直徑 標準Φ2mm~Φ13mm 選配Φ13.1mm~Φ18mm

適用範圍 直柄式鑽頭 *異型柄徑(銑刀柄)鑽頭 可選購特殊筒夾使用

■ 右旋鑽頭先端角：鑽頭研磨 118°~140° 調整式
定位鑽研磨 90°/ 120°


一般鑽頭


中心鑽


90°NC 定位鑽

機械特點

1.可調整中心靜點
2.操作簡易，學習快速，作業標準統一

應用範圍

鑽床/手動電鑽
NC銑床 NC車床
磁性鑽床

M-12-LS(L)

鑽頭先端研磨(右旋) 標準~HSS(高速鋼)	可研磨直徑 標準Φ2mm~Φ13mm 選配Φ13.1mm~Φ18mm
三斜面鑽頭研磨(右旋) NACHI 7570P專用(標準) 標準~HSS(高速鋼) 可選配~SD(碳化鎢)	可研磨直徑 標準Φ2mm~Φ13mm 選配Φ13.1mm~Φ17mm
NACHI 7572P專用(標準) 標準~HSS(高速鋼) 可選配~SD(碳化鎢)	可研磨直徑 標準Φ2.5mm~Φ13mm 標準Φ2.5mm~Φ8mm SG 筒夾x 7只 選配Φ13.1mm~Φ14mm

適用範圍 直柄式鑽頭/斜柄式鑽頭 *異型柄徑(銑刀柄)鑽頭 可選購特殊筒夾使用

■ 右旋鑽頭先端角：鑽頭研磨 118°~140° 調整式
定位鑽研磨 90°/ 120°

■ Nachi-SGESS 7572 P
鑽頭研磨：135°

■ 三斜面鑽頭研磨：118°~140°
二斜面定位鑽研磨 90°/ 120°


一般鑽頭


中心鑽


90°NC 定位鑽


高速鑽頭(3面)
NACHI SGES 7570P


90°NC 定位鑽
(2 面) (鋁用)


SGESS 7572P
高速鑽頭


90°NC 定位鑽
(2面)鋼用

機械特點

1.1.更換砂輪，即可研磨多種刀型複合功能
2.可調整中心靜點
3.操作簡易，學習快速，作業標準統一

(L)：短刃靜點調整鈕(D)處

應用範圍

鑽床/手動電鑽
CNC自動車床
CNC銑床(90° NC 定位鑽二斜面可循圓倒角)
量產型專用機

泰精超硬刀具有限公司 TEL:886-2-29967563
TAI JENG MACHINERY TOOL CO., LTD

鑽頭研磨機　Drill Sharpner

M-25-LS (L)

鑽頭先端研磨(右旋) 標準~HSS(高速鋼)	可研磨直徑 標準Φ12mm~Φ26 mm 選配Φ24.1mm~Φ34mm
三斜面鑽頭研磨(右旋) NACHI 7570P專用(標準)	可研磨直徑 標準Φ12mm~Φ26 mm 選配Φ24.1mm~Φ34mm
NACHI 7572P專用(標準) 標準~HSS(高速鋼) 可選配~SD(碳化鎢)	可研磨直徑 標準Φ12mm~Φ26 mm

適用範圍 直柄式鑽頭/斜柄式鑽頭 *異型柄徑(銑刀柄)鑽頭 可選購特殊筒夾使用

- 右旋鑽頭先端角：鑽頭研磨 118°~140° 調整式　三斜面鑽頭研磨 118°~140°
  定位鑽研磨 90°/ 120°　二斜面定位鑽研磨 90°/ 120°
- Nachi-SGESS 7572 P 鑽頭研磨：135°


一般鑽頭


中心鑽


90°NC 定位鑽


高速鑽頭(3面)
NACHI SGES 7570P


90°NC 定位鑽
(2 面) (鋁用)


SGESS 7572P
高速鑽頭


90°NC 定位鑽
(2面)鋼用

機械特點

1.更換砂輪, 即可研磨多種刀型
2.可調整中心靜點及刀刃口寬度
3.操作簡易, 學習快速, 作業標準統一


(L)：短刃靜點調整鈕(D)處

應用範圍
鑽孔機　大型專用機　旋臂鑽床
CNC銑床(90° NC定位鑽二斜面可倒圓倒角)
量產型專用機

標準配備：


刀刃校正器


ER調整式夾頭組


集塵器

型號		M-01-A	M-12-LS(L)	M-25-LS(L)
研磨刀具直徑	一般鑽頭	標準:2mm-13mm 選配:13.1mm-18mm	標準:2mm-13mm 選配:13.1mm-18mm	標準:12mm-26mm 選配:24.1mm-34mm
	三斜面鑽頭	—	標準:2mm-13mm 選配:13.1mm-17mm	標準:12mm-26mm 選配:24.1mm-34mm
	7572P	—	標準:2.5mm-13mm 選配:13.1mm-14mm	標準:12mm-26mm
研磨角度	一般鑽頭	118° ～ 140°	118° ～ 140°	118° ～ 140°
	定位鑽	90° / 120°	90° / 120°	90° / 120°
	三斜面鑽頭	—	118° ～ 140°	118° ～ 140°
	兩斜面定位鑽	—	90° / 120°	90° / 120°
	7572P	—	135°	135°
電 源		1PH , AC110V 50/60Hz or AC220V		
轉速 / 扭力		5500 R.P.M / 200W		
機器重量		N.W:10.1kg K.W:12.0kg	N.W:15.1kg K.W:16.6kg	N.W:34.5kg K.W:36.3kg
機械尺寸(mm)		L:296 W:180 H:170	L:315 W:180 H:178	L:385 W:255 H:265
包裝尺寸(mm)		L:385 W:245 H:265	L:385 W:245 H:265	L:445 W:325 H:350
標配筒夾		CER20:12pcs(2～13)	CER20:12pcs(2～13) SG 筒夾:7pcs(2～8)	CER32BL:15pcs(12～26)
選配筒夾		CER20BL,CER25	CER20BL,CER25, CER20SG	CER32BL,CER50BL
標配砂輪		CBN200#(Hss)x1pcs	CBN200#(Hss)x1pcs CBN200#(7572P)x2pcs	CBN200#(Hss)x1pcs CBN200#(7572P)x2pcs
選配砂輪		CBN/SDC(200# 400#)	CBN/SDC(200# 400#)	CBN/SDC(200#)
標準附件		刀刃校正器 x1 ER20 調整式夾頭組 x1 集塵器 x1	刀刃校正器 x1 ER20 調整式夾頭組 x1 集塵器 x1	刀刃校正器 x1 ER32 調整式夾頭組 x1 集塵器 x1
選配附件		ER25 調整式夾頭組 5 加崙吸塵器 LED EP10 M77 充電磁性燈 Box440 置物盒 15 倍放大鏡	ER25 調整式夾頭組 5 加崙吸塵器 LED EP10 M77 充電磁性燈 Box440 置物盒 15 倍放大鏡	ER50 調整式夾頭組 5 加崙吸塵器 LED EP10 M77 充電磁性燈 Box440 置物盒 ER16M 鑽頭夾持器

選配附件

■ 調整式夾頭組系列

■ ER25 調整式夾頭組 (M12A25)

附筒夾Φ13,Φ14,Φ15,Φ16,Φ17,Φ18, 共6只

■ ER50 調整式夾頭組 (M25A50)

附筒夾Φ26,Φ27,Φ28,Φ29,Φ30,Φ32, Φ34,共7只

■ Box440置物盒
(M12A22 For M-01, M-08, M-12)
(M25A22 For M-21, M-25)
尺寸：440 X 255 X 200(mm)

■ 5加侖吸塵器(JS-205P-V100)

■ 15倍放大鏡 (LED2115)　可配合校正器鑽頭放大15倍

■ LED EP10
(LED直徑6.5mm, 線長37mm, 附白黃燈泡)

■ M77 充電式磁性燈 (鋰電池USB充電)
(燈徑直徑35mm)

■ ER16M-鑽頭夾持器組 (可配合ER32B Φ22 筒夾夾持)

(Φ3mm ~ Φ7mm)(ST22-88L)

■ 鑽頭/銑刀夾持器組

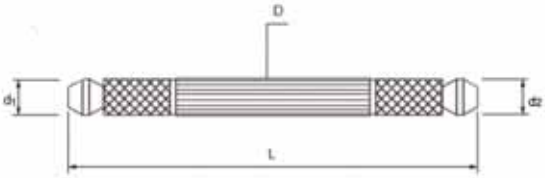

GH-001	直徑 (d)
D	Φ 8.25 x 98L
d1	Φ 1~Φ 2.5
d2	Φ 2.5~Φ 4

GH-002	直徑 (d)
D	Φ 12 x 107L
d1	Φ 4~Φ 6
d2	Φ 6~Φ 8

泰精超硬刀具有限公司

21, Sec. 3, Fuxing Road, Xinzhuang Dist., New Taipei City Taiwan

台灣新北市新莊區復興路3段21號

:886-2-2996-7563~5

:886-2-2997-4671

http://www.cutting-tools.com.tw

:taijeng@ms24.hinet.net

WEBSITE

LINE

WeChat